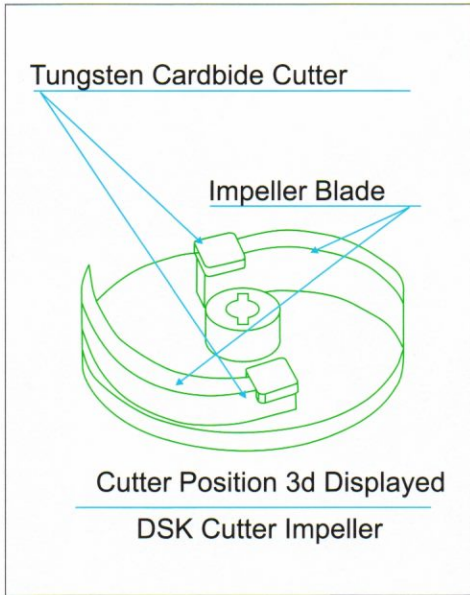
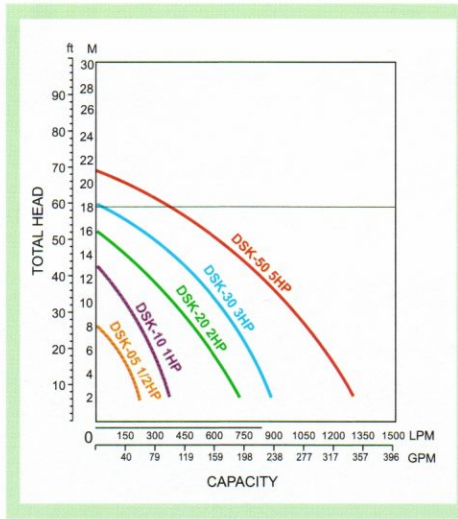
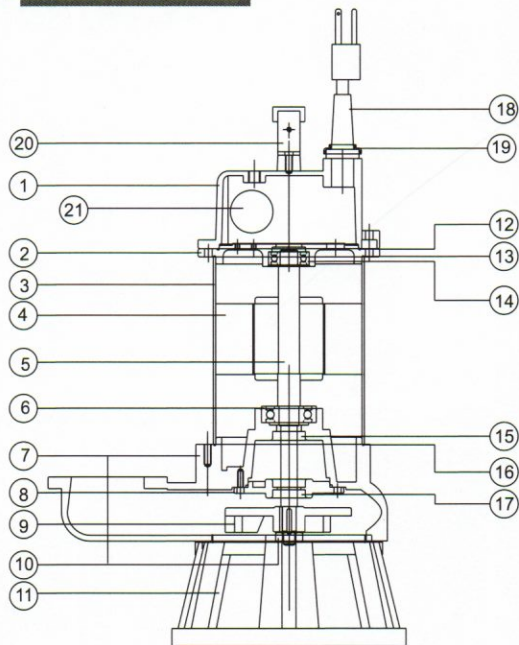


DSK-SERIES

Performance



Construction



No.	Part name	Material
01	Top Cover	FC200
02	Bearing Seat	FC200
03	Motor Housing	SUS304
04	Stator	LAMINATED STEEL
05	Rotor+Shaft	SUS410
06	Ball Bearing	CNM5K
07	Pump Casing	FC200
08	Seal Cover	FC200
09	Impeller	FC200+TUNGSEN CUTLER
10	Stop Plate Base	STOP PLATE BASE
11	Stop Plate Base	STOP PLATE BASE
12	O-Ring	NBR
13	O-Ring	NBR
14	Ball Bearing	CNM5K
15	Me. Seal	CA/CE
16	O-Ring	NBR
17	Oil Seal	NBR
18	Power cord	AWG/H07RNF/H05RNF
19	Gland	SUS304
20	Handle	SUS304
21	Capacitor	PP



Equipped with Tungsten edge cutter impeller and heat treatment grind plate. All other parts are the same as the DS.

Specifications

Model	Output		Outlet		Max Flow (LPM)	LPM Flow @ Head					Max Head (M)	Dimension L x W x H (mm)	Weight Kg
	Hp	kW	mm	Inch		3M	6M	9M	12M	15M			
DSK-05	1/2	0.5	50	2"	300	280	200	70	-	-	10	245 x 188 x 420	18
DSK-10	1	0.75	50	2"	430	410	340	200	40	-	13	180 x 195 x 420	30
DSK-20	2	1.5	80	3"	700	670	520	350	200	40	16	280 x 195 x 425	35
DSK-30	3	2.2	80	3"	900	860	780	630	450	250	19	410 x 240 x 520	46
DSK-50	5	3.7	100	4"	1200	1180	1120	980	720	450	20	480 x 250 x 550	62
DSK-75	7.5	5.5	100	4"	1900	1850	1480	950	400	-	24	485 x 300 x 735	104
DSK-100	10	7.5	150	6"	2300	2260	2000	1500	850	220	27	485 x 300 x 840	114