

Thin type universal isolate transducer

MODEL TH-2M, 5M

NEW!



CE
(Only DC Power)

Input Specification

Input	Input resistance	Input allowable range
0 to 5V DC	More than 1MΩ	-50 to +150% F.S
1 to 5V DC		
0 to 10V DC		
0 to 0.06V DC	250Ω	
4 to 20mA DC		
0 to 20mA DC		

Output Specification

Output	Load resistance
0 to 5V DC	More than 2KΩ
1 to 5V DC	
0 to 10V DC	
-2 to 2V DC	
-2.5 to 2.5V DC	
-5 to 5V DC	
-10 to 10V DC	Less than 550Ω
0 to 4V DC	
4 to 20mA DC	

General Specifications

Range setting before shipment: Input;1to 5V, Output;4 to 20mA
 Error caused by input range setting change: $\pm 1\%$ F.S
 Error caused by output range setting change: $\pm 1\%$ F.S
 Base accuracy: $\pm 0.1\%$ F.S (at $25 \pm 2^\circ\text{C}$)
 Load resistance variation: $\pm 0.06\%$ F.S
 Power supply variation: $\pm 0.06\%$ F.S
 Temperature characteristic: $\pm 0.02\%$ F.S/ $^\circ\text{C}$
 Response time: Less than 50msec TYP (At AC power, 0 \rightarrow 90%)
 Response time: Less than 10msec TYP (At DC power, 0 \rightarrow 90%)
 Front adjustments: More than $\pm 5\%$ F.S (zero, span)
 Insulation resistance: Between the input and output/power supply
 More than 100MΩ at 500V DC
 Dielectric strength: Between the input and output/power supply
 For 1 min. at 1500V AC
 Power supply voltage: 100 to 240V AC $\pm 10\%$
 24V DC $\pm 10\%$
 Consuming current: Less than 30mA (at 100V AC)
 Less than 60mA (at 24V DC)
 Operating ambient temperature: -5 to 50°C
 Operating ambient humidity: Less than 90%RH (No-condensing)
 Storage temperature: Within -10 to 70°C
 Storage humidity: Less than 60%RH (No-condensing)
 Case material: Black PC 94V-2
 Weight: Approx. 80g
 Applicable standards: TH-5M (24V DC POWER)
 EN61326: 1997 +A1: 1998 +A2: 2001
 Only in the case of lines < 30m.

Features

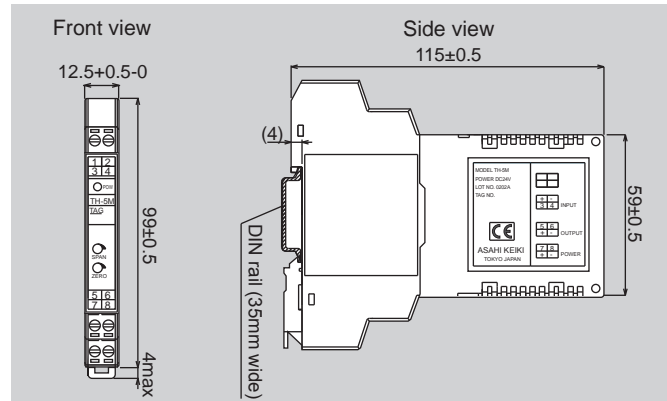
- AC power supply 100 to 240V AC
- DIN rail mounting
- Input/Output/Power supply isolated
- Can change input and output by dip switch

Ordering Code

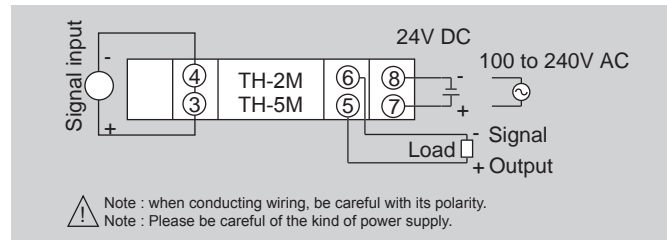
TH-M
 Power specification
 [2 100 to 240V AC
 [5 24V DC

Example : TH-M

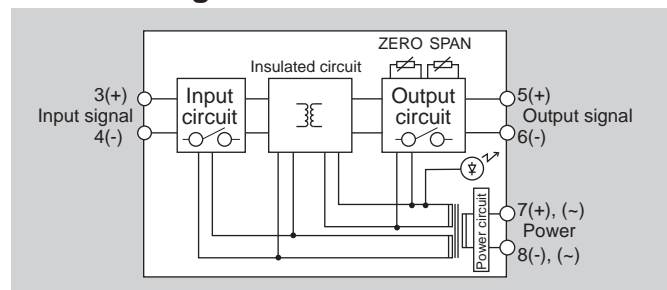
Dimensions



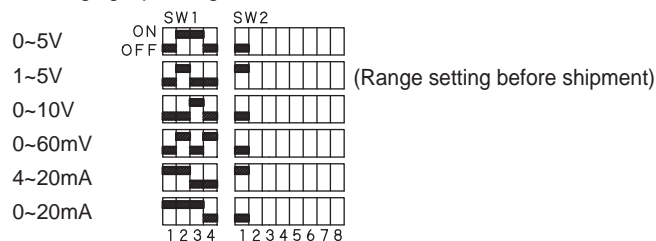
Connection Diagram



Block Diagram



1. Changing input range



2. Changing output range

