

Transmitter

TH-41



■ Features

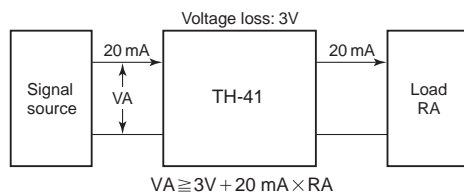
- Self-powered
- 1ch or 2ch input
- Slim width 12.5mm
- DIN rail mount type

■ Specifications

Input signal:	4 to 20mADC
Max. input current	30mADC
Max. output load:	1000 ohms
Voltage loss:	less than 3V
Response time:	20ms (0 to 90%)
Temperature characteristic:	less than $\pm 0.005\%/^{\circ}\text{C}$
Accuracy:	$\pm 0.1\%$ F.S
Operating temp.:	-5 to 50 $^{\circ}\text{C}$
Operating ambient humidity:	less than 90%RH (no condensing)
Storage temp.:	-10 to 70 $^{\circ}\text{C}$
Weight:	Approx. 80g
Dielectric Strength:	Between the input and output 2000VAC/1min.
Insulation resistance:	Between the input and output or power supply more than 100M ohms (at 500 VDC)

■ Operating Condition

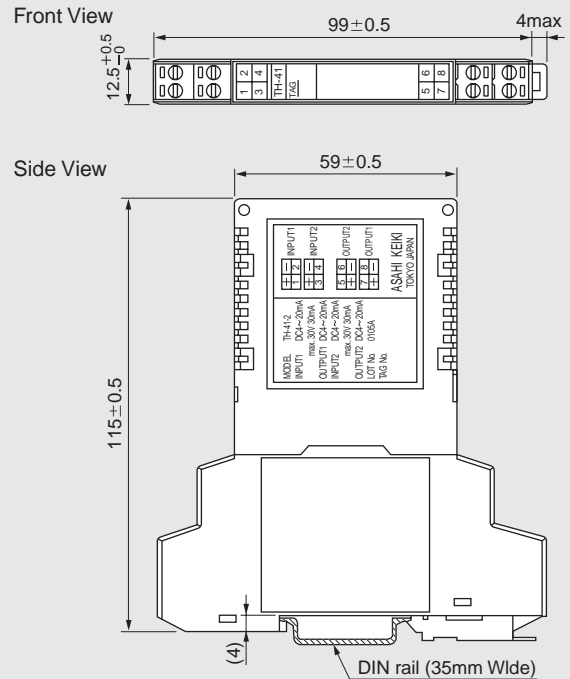
When using the TH-41, pay attention to the following.
The TH-41 can be used if the sum of voltage calculated by a voltage loss of 3V across the TH-41 and that of $RA \times 20\text{mA}$ across a load connected is smaller than the signal source voltage.



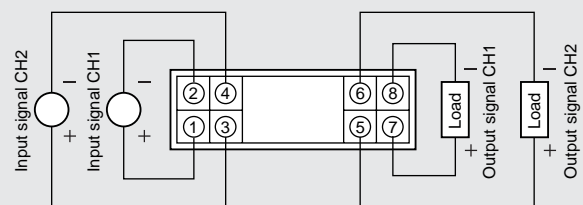
■ Ordering Code

TH-41- ☐
 Number of channels $\left[\begin{array}{l} 1. \text{ 1 channel} \\ 2. \text{ 2 channel} \end{array} \right.$

■ Dimensions



■ Connection Diagram



⚠ Note: Pay attention to the connection polarity.