



FTV-0520-I



R32 Non Inverter Wall Mounted

FTV-A Series
FTV-P/PS Series

R32



www.daikin.com.my

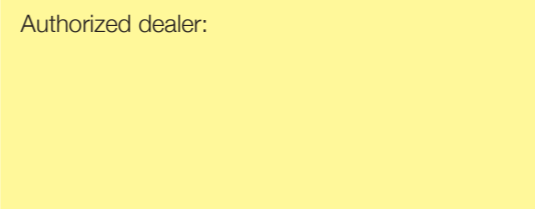
DAIKIN MALAYSIA SALES & SERVICE SDN. BHD.

Call Centre: 1300-88-DAIKIN(324546)

(109719-M)

Email: sales_enquiry@daikin.com.my, customer_service@daikin.com.my

- Branches:
- | | | | |
|-------------------|------------------|------------|------------------|
| • Kedah | Tel: 04-730 5670 | • Johor | Tel: 07-557 7788 |
| • Penang | Tel: 04-331 1670 | • Pahang | Tel: 09-567 6778 |
| • Perak | Tel: 05-548 2307 | • Kelantan | Tel: 09-747 4578 |
| • Negeri Sembilan | Tel: 06-768 8969 | • Sabah | Tel: 088-722 194 |
| • Melaka | Tel: 06-288 1133 | • Sarawak | Tel: 082-333 299 |



PLXDRMY1741F



PREMIUM NON-INVERTER
FTV-A Series





















STANDARD NON-INVERTER
FTV-P Series



Lineup of Non Inverter Air Conditioners with R32 Refrigerant

Daikin is the sole manufacturer to produce both air conditioning equipment and refrigerants worldwide. Our cutting-edge technologies and use of advanced R32 refrigerant provide enhanced comfort while reducing the impact on climate change.

Product name	1.0 hp	1.5 hp	2.0 hp	2.5 hp	3.0 hp
PREMIUM NON-INVERTER FTV-A Series	  FTV28AV1	  FTV35AV1	  FTV50AV1	  FTV60AV1	
STANDARD NON-INVERTER FTV-P/PS Series	  FTV28PV1	  FTV35PV1	  FTV50PV1	  FTV60PV1	  FTV85PSV1



R32

Pentagon of Benefits

This game changing refrigerant strikes the perfect balance between energy efficiency, ease of use and environmental sustainability; offering distinct advantages across the board. Bringing you comfort and a peace of mind.

Ozone layer protection

1. R32 does not deplete the ozone layer unlike R22.
2. It is 1/3 lower in global warming potential comparing with R410A.

Economic feasibility

1. R32 refrigerant is now available in high volume globally since it is 50% of R410A composition
2. R32 has 9 % lower liquid density compared to R410A. In a same system, R32 charge is lesser than R410A.

Safety

R32 refrigerant is a stable refrigerant. The amount of refrigerant charge deposited into the unit is insufficient to cause ignition.


LCCP

1. Life Cycle Climate Performance (LCCP) is an indicator to evaluate the total global warming impact of refrigerants.
2. Factors included in LCCP are emission during:
 - refrigerant manufacturing.
 - air conditioner manufacturing.
 - air conditioner operating, servicing, and disposal.
3. LCCP of R32 refrigerant is the lowest, which promotes itself as a better substitution for future refrigerant.

Energy efficiency

1. Several factors that contribute to better efficiency of R32 system are:
 - R32 refrigerant has lower vapour density and lower system mass flow rate. Thus, about 50% lower pressure drop can be expected.
 - R32 refrigerant has 43-50% higher latent heat compared to R410A.
 - R32 refrigerant has 41% higher liquid thermal conductivity compared to R410A, which permits better heat transfer at the same mass flux.


R32



R410A




R22



Product Features

Comfort Airflow



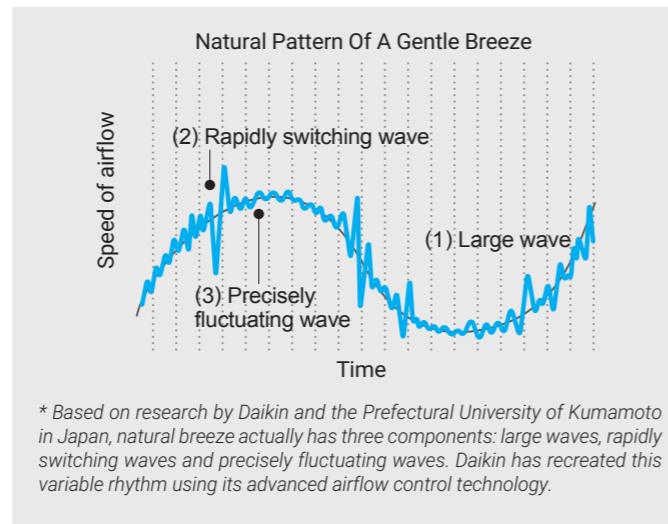
The flaps and louvers swing in turn, expanding the comfort zone

3D Airflow

The 3D airflow structure gives excellent air modulation to your room. It generates a rectangular motion of air throughout the room with improved air draft coverage, for an even faster and efficient cooling reach.

Breeze Air Flow

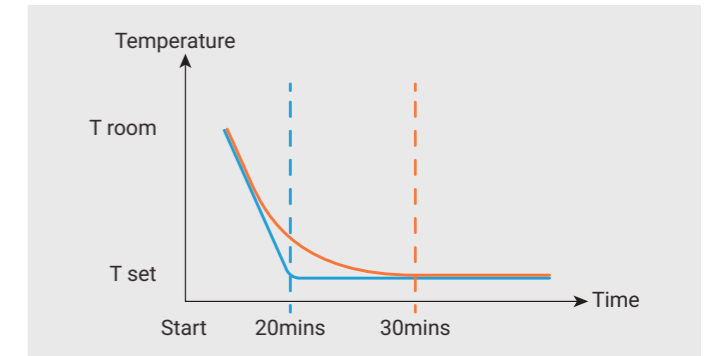
Breeze allows the air flow to be orchestrated at different strengths and speed, leading to the formation of varying combinations of cordial breeze. The room becomes a dedication to nature.



Lifestyle Convenience

Powerful Operation

Once activated, this feature will engage the indoor fan motor to run at maximum speed for 20 minutes. The turbo airflow enables the desired temperature to be achieved faster, especially in larger spaces.



ECO+

An intelligent feature that ensures optimum energy consumption while fulfilling basic human comfort needs. Once activated, set temperature will be adjusted automatically to an eco-friendly level for better energy saving.



Indicated by a unique LED light, energy consumption level is intuitively switched between colors.

Comfort Control

Sleep Mode

Unwind at the end of the day with Sleep Mode, which gradually increases set temperature according to regular sleeping temperature patterns and auto adjust the LED display intensity for an effortlessly personalised sleeping environment.



Auto adjustment of LED display intensity provide user a sleeping environment with minimum disturbance.

* Photo above shown: FTV-A appearance

Cleanliness

iPlasma Technology

Our advanced plasma ion technology purifies and sterilizes the air by effectively removing airborne contaminants, as well as deactivating harmful bacteria by damaging their microbial DNA and surface structures without causing harm to human.

Green Tea Filter

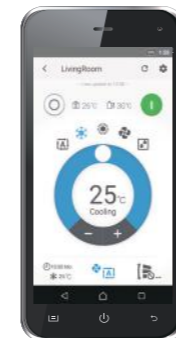
This filter is infused with catechin extracted from green tea which effectively captures and deactivates bacteria as well as deodorizes the filter surface. On top of that, this substance stop any mildew grow on the filter surface.



Smart Control


Daikin Mobile Controller (optional accessory)

Simplify your life with the Daikin mobile controller application. The Daikin mobile controller application lets you manage Daikin air conditioners from anywhere, helping to maintain a comfortable home environment while saving energy. An application that easily allows for the control of your home climate! With just a simple wifi connection, you can now create the perfect climate for your home.



In Home Operation¹

At home, the Daikin mobile controller application turns your smartphone into a centralised remote controller. It only takes a few easy taps to check and adjust the temperature in a child's room on the second floor from the living room. You can also start and stop the air conditioner in the living room from your bedroom.

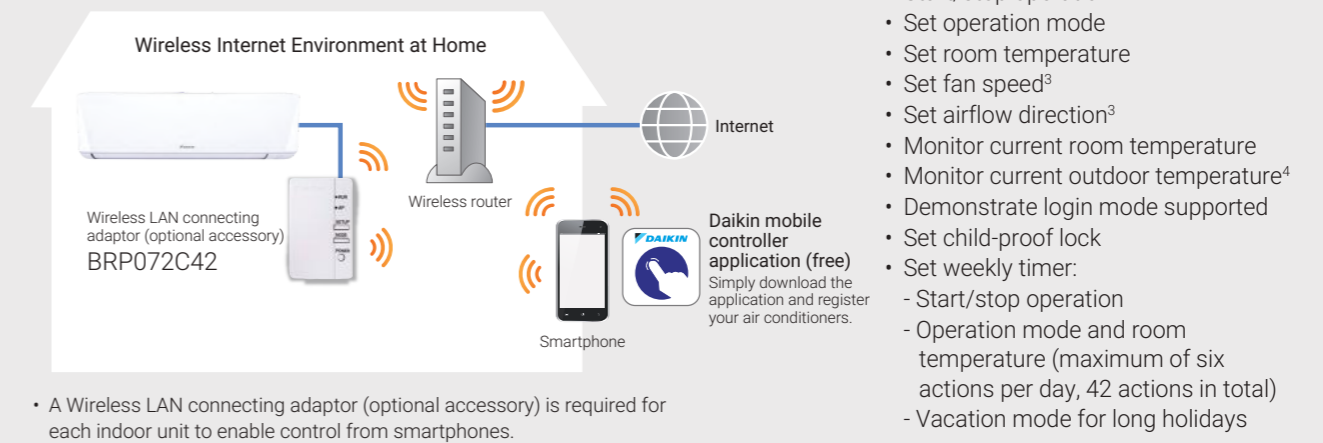


Out of Home Operation²

The Daikin mobile controller application takes care of those nagging worries about whether you turned off the air conditioner and ensures a comfortable air conditioned environment is waiting when you return home. Even outside your home, you can easily monitor and adjust points such as the operating status and room temperature or start and stop all units.

Smart Control

System Configuration



Functions

- Start/stop operation
- Set operation mode
- Set room temperature
- Set fan speed³
- Set airflow direction³
- Monitor current room temperature
- Monitor current outdoor temperature⁴
- Demonstrate login mode supported
- Set child-proof lock
- Set weekly timer:
 - Start/stop operation
 - Operation mode and room temperature (maximum of six actions per day, 42 actions in total)
 - Vacation mode for long holidays

Required for Operation



* Android is a trademark of Google Inc.
**iPhone is a trademark of Apple Inc.


- Users need to prepare items (1) to (3).
- A Wireless LAN connecting adaptor (optional accessory) is required for each indoor unit.

Notes: 1. In-home control of air conditioners using the Daikin mobile controller application will depend on the effective coverage area of your LAN.
2. An Internet connection is required to use this service. Standard smartphone charges also apply when using the Daikin mobile controller application to monitor or control air conditioners.
3. The controllable functions differ depending on the model.
4. Monitoring of the outdoor temperature is available for all models during operation. Some models can also perform monitoring while they are not operating.

Other Features

Removable Drain Pan

The drain pan collects condensation formed on the indoor heat exchanger fins. The drain pan can be removed easily without any disassembly. This design dramatically reduces cleaning time.



The drain pan and louvers can be easily detached after simply removing the front panel and screws.



5 + 1 Years Warranty

Designed for durability and component quality, the units comes with 5 years warranty for compressor and 1 year warranty for general parts.



Functions

Comfortable Airflow



Vertical Auto-Swing (up and down)

This function automatically moves the flaps up and down to distribute air across a room.



Horizontal Auto-Swing (left and right)

Horizontal Auto-Swing automatically moves the louvers to the left and right to cover a room with cool air.



3D Airflow

This function combines Vertical and Horizontal Auto-Swing to circulate a cloud of cool air right to the corners of even large spaces. The flaps and louvers swing in turn.



Breeze Airflow

This function recreates the natural pattern of a gentle breeze, providing a cool airflow into the room. Based on research by Daikin and the Prefectural University of Kumamoto in Japan, natural breeze actually has three components: large waves, rapidly switching waves and precisely fluctuating waves. Daikin has recreated this variable rhythm using its advanced airflow control technology.

Comfort Control



Indoor Unit Quiet Operation

Indoor unit operating sound pressure levels are decreased from the low setting fan speed using the wireless remote controller.



Auto Fan Speed

The microprocessor automatically adjusts the fan speed to high to rapidly reach the set temperature. Once the temperature is achieved, this function reduces the fan speed to low.



Programme Dry Function

The computer chip works to rid the room of humidity while keeping the room temperature as stable as possible. It controls the temperature and airflow rate automatically, so manual adjustment of these functions is not available.



Sleep Mode

Unwind at the end of the day with Sleep Mode, which gradually increases set temperature according to regular sleeping temperature patterns and auto adjust the LED display intensity for an effortlessly personalised sleeping environment.

Lifestyle Convenience



Powerful Operation

This function boosts cooling performance for a 20 minute period. It is convenient when it is necessary to change the room temperature quickly.



Indoor Unit On/Off Switch

The unit can be conveniently started by hand if the wireless remote controller is misplaced or its batteries are not charged.



Unit LED Display On/Off Button

The LED Display on unit can be conveniently turned off with the touch of a single button to ensure zero light disturbance.

**This button allow user to deactivate "Power Usage Indication" by 1st press, turned off LED display on unit by 2nd press, and resume LED display by 3rd press*



Power Usage Indication

A quick indication to users on the air conditioner operation whereby power consumption status of unit will be reflected by LED display colour.



Wireless Remote Controller with Luminous Button

The luminous button absorbs and saves light and then slowly releases it. This makes it easy to see in the dark.



Eco+

An intelligent feature that ensures optimum energy consumption while fulfilling basic human comfort needs. Once activated, set temperature will be adjusted automatically to an eco-friendly level for better energy saving.



Daikin Mobile Controller (optional accessory)

This optional adaptor and its application turn a smartphone into a remote controller that can be used inside or outside the home. Together they help to maintain comfort while saving energy and eliminate any worries about forgetting to turn off the air conditioner.

Cleanliness



iPlasma Technology

Our advanced plasma ion technology purifies and sterilizes the air by effectively removing airborne contaminants, as well as deactivating harmful bacteria by damaging their microbial DNA and surface structures without causing harm to human.



Dust Collection Filter (PM 2.5) (optional accessory)

This filter removes PM 2.5, particulate matter which is smaller than 2.5 micrometres (µm). 1 µm is equal to 1/1,000 mm. PM 2.5 is small enough to be breathed deep into the lungs. This filter should be replaced every six months because it can not be cleaned.



Green Tea Filter

This filter is infused with catechin extracted from green tea which effectively captures and deactivates bacteria as well as deodorizes the filter surface. On top of that, this substance stop any mildew grow on the filter surface.



Saranet Filter

The saranet filter traps airborne dust particles in the air. This filters can be easily accessed or replaced without tools via the detachable front panel.



Wipe-Clean Flat Panel

The flat panel design can be cleaned with only the single pass of a cloth across its smooth surface. The flat panel can also be easily removed for more thorough cleaning.



Removable Drain Pan

The drain pan collects condensation from the indoor heat exchanger fins. Removable drain pans help to reduce the cleaning time.

Timer



24 Hour On/Off Timer

This timer can start or stop the air conditioner within a 24 hour period. It can be preset in 30 minutes steps by pressing the on/off timer button on the wireless remote controller. The on timer and off timer can be used in combination.

Worry Free



Auto-Restart after Power Failure

The air conditioner memorises the settings for operation mode (automatic, cooling, dry and fan only), airflow, temperature, etc., and automatically returns to them when power is restored after a power failure.



Self-Diagnosis with Digital Display

Malfunction codes are shown on the digital display panel of the wireless remote controller for fast and easy maintenance.



Anti-Corrosion Treatment of Outdoor Heat Exchanger Fins

The outdoor unit's heat exchanger fins are processed using a special anti-corrosion treatment. The surface is covered with a thin acrylic resin layer to enhance the fins' resistance to acid rain and salt corrosion.

Function List

Indoor Unit		FTV-A	FTV-P	FTV-PS
Functions	Models	28/35/50/60	28/35/50/60	85
Comfort Airflow	Vertical Auto-Swing (up and down)	●	●	●
	Horizontal Auto-Swing (left and right)	●	–	–
	3D Airflow	●	–	–
	Breeze Airflow	●	–	–
Comfort Control	Indoor Unit Quiet Operation	●	●	●
	Auto Fan Speed	●	●	●
	Programme Dry Function	●	●	●
	Sleep Mode	●	●	●
Lifestyle Convenience	Powerful Operation	●	●	●
	Indoor Unit On/Off Switch	●	●	●
	Unit LED Display On/Off Button	●	–	–
	Power Usage Indication	●	–	–
	Wireless Remote Controller with Luminous Button	●	●	●
	Eco+	●	–	–
	Daikin Mobile Controller	Optional accessory	–	–
Cleanliness	iPlasma Technology	●	–	–
	Dust Collection Filter (PM 2.5)	Optional accessory	Optional accessory	Optional accessory
	Green Tea Filter	●	–	–
	Saranet Filter	–	●	●
	Wipe-Clean Flat Panel	●	●	●
	Removable Drain Pan	●	–	–
Timer	24 Hour On/Off Timer	●	●	●
Worry Free	Auto-Restart after Power Failure	●	●	●
	Self-Diagnosis with Digital Display	●	●	●
Outdoor Unit		RV		RC
Functions	Models	RV28/35/50/60A	RV28/35F RV50/60C	RC85AV1M
Worry Free	Anti-Corrosion Treatment of Outdoor Heat Exchanger Fins	Optional	●*	Optional

Note: ● : Available

– : Not Available

●* : Available for RV60C only.
RV28F/35F/50C models are optional function

Wireless Remote Controller

FTV-A Series

1 On and Off switch
2 LED On/Off
3 3D Airflow
4 Sleep Mode
5 Eco+
6 Breeze Airflow
7 Powerful Operation
8 24 Hour On/Off Timer
9 Sets Room Temperature
10 Mode
11 Fan Speed
12 Horizontal Auto-Swing (left and right)
13 Indoor Unit Quiet Operation
14 Vertical Auto-Swing (up and down)

FTV28/35/50/60AV1M | ARC485A1

FTV-P/PS Series

1 On and Off switch
2 Turbo Mode
3 Fan Speed
4 Sleep Mode
5 24 Hour On/Off Timer
6 Clock Time Setting
7 Sets Room Temperature
8 Quiet Mode
9 Vertical Auto-Swing (up and down)
10 Mode

FTV28/35/50/60PV1 | DGS01
FTV85PSV1M

Specifications



FTV-A Series



FTV28/35/50/60AV1M



RV28/35AV1M



RV50/60AV1M

FTV-A Series **R32**

Model name	Indoor unit	Wireless	FTV28AV1M	FTV35AV1M	FTV50AV1M	FTV60AV1M
		Wired	FTV28AV1MW	FTV35AV1MW	FTV50AV1MW	FTV60AV1MW
Outdoor unit			RV28AV1M	RV35AV1M	RV50AV1M	RV60AV1M
Rated Cooling Capacity	Btu/h		9,500	12,500	18,000	24,000
	kW		2.78	3.66	5.28	7.03
Power Consumption	W		840	1,075	1,650	2,220
Running Current	A		3.76	4.77	7.35	9.88
CSPF	Wh/Wh		3.52	3.62	3.40	3.36
Indoor	Air Flow Rate	cfm	380	410	425	690
	Sound Pressure Level (H/M/L/Q)	dB(A)	38 / 33 / 30 / 28	40 / 35 / 33 / 28	42 / 38 / 35 / 33	44 / 41 / 39 / 37
	Dimension (H x W x D)	mm	288 x 770 x 234			297 x 990 x 273
	Unit Weight	kg	9.0			13.0
Outdoor	Sound Pressure Level	dB(A)	46	48	49	52
	Dimension (H x W x D)	mm	550 x 658 x 273			615 x 845 x 300
	Unit Weight	kg	25	28	42	46
	Piping Connection Size	Liquid	mm	ø6.35		
		Gas	mm	ø9.52		ø12.70
	Maximum Pipe Length	m	25			30
	Maximum Pipe Elevation	m	15			20
Coil Type		Fin Tube				
Power Supply	220-240 V/1ph/50Hz (Power to Indoor)					
Heat Insulation	Both Liquid and Gas Piping					
Energy Rating	3 Star					

Remarks:

1. Due to product innovation, all specifications are subjected to change by the manufacturer without prior notice.
2. All units are being tested and comply to ISO5151.
3. Nominal cooling capacity are based on the conditions: 27°C DB / 19°C WB indoor and 35°C DB outdoor.
4. Sound pressure levels are measured in anechoic chamber according to JIS C 9612 standard. During actual operation, sound pressure level will be higher as a result of room specification condition.

Specifications



FTV-P Series



FTV28PV1



FTV35/50/60PV1



FTV-PS Series



RV28FV1M/RV35FV1R



RV50/60CV1P



RC85AV1M

FTV-P/PS Series **R32**

Model name	Indoor unit		Wireless	FTV28PV1E	FTV35PV1L	FTV50PV1L	FTV60PV1L	FTV85PSV1M
			Wired	FTV28PV1EW	FTV35PV1M	FTV50PV1M	FTV60PV1M	FTV85PSV1MW
	Outdoor unit			RV28FV1M	RV35FV1R	RV50CV1P	RV60CV1P	RC85AV1M
Rated Cooling Capacity		Btu/h		9,500	12,000	18,000	22,000	30,000
		kW		2.78	3.52	5.28	6.45	8.79
Power Consumption		W		865	1,135	1,835	2,215	2,900
Nominal Running Current		A		3.86	5.03	8.12	9.76	13.10
CSPF		Wh/Wh		3.42	3.29	3.05	3.09	3.22
Indoor	Air Flow Rate		cfm	342	355	531	614	931
	Sound Pressure Level (H/M/L/Q)		dBA	37 / 33 / 27 / 25	39 / 35 / 29 / 28	42 / 39 / 36 / 35	46 / 43 / 39 / 37	51 / 46 / 42 / 39
	Dimension (H x W x D)		mm	288 x 800 x 212		310 x 1,065 x 228		310 x 1,289 x 240
	Unit Weight		kg	9.0		14.0		16.0
Outdoor	Sound Pressure Level		dBA	46	48	51	52	54
	Dimension (H x W x D)		mm	550 x 658 x 273		654 x 855 x 328		695 x 930 x 350
	Unit Weight		kg	25	28	41		53
	Piping Connection Size	Liquid	mm	ø6.35				ø9.52
		Gas	mm	ø9.52		ø12.70		ø15.88
	Maximum Pipe Length		m	25		30		50
	Maximum Pipe Elevation		m	15				30
Coil Type			Fin Tube			Micro Channel	Fin Tube	
Power Supply		220-240 V/1ph/50Hz (Power to Indoor)						
Heat Insulation		Both Liquid and Gas Piping						
Energy Rating			3 Star	2 Star			-	

Remarks:

1. Due to product innovation, all specifications are subjected to change by the manufacturer without prior notice.
2. All units are being tested and comply to ISO5151.
3. Nominal cooling capacity are based on the conditions: 27°C DB / 19°C WB indoor and 35°C DB outdoor.
4. Sound pressure levels are measured in anechoic chamber according to JIS C 9612 standard. During actual operation, sound pressure level will be higher as a result of room specification condition.