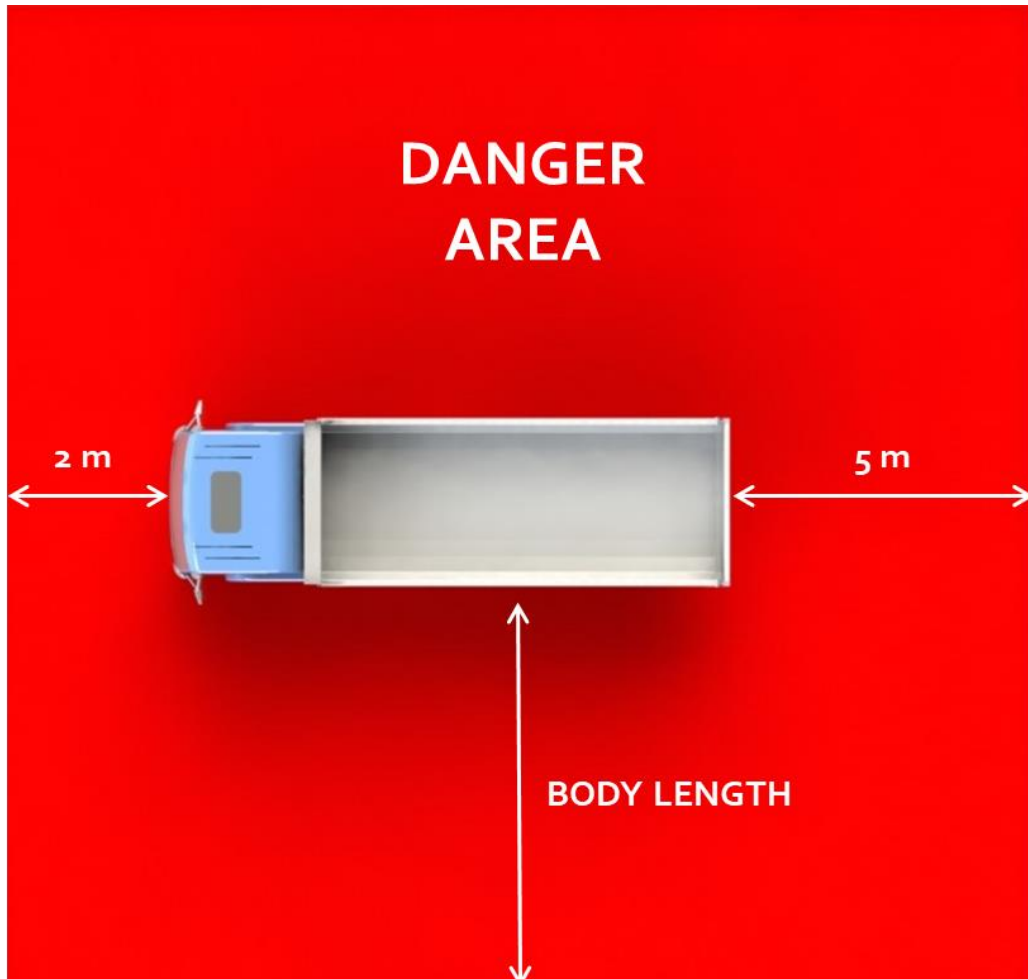


ALWAYS

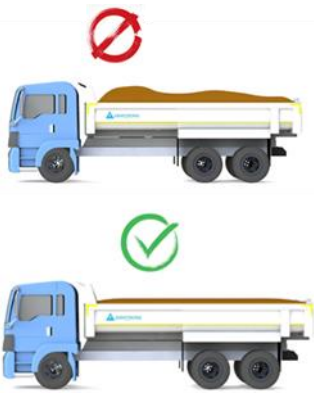
- Keeps tyre at correct pressure.
- Spread the loads evenly in the body.
- Make sure the danger area is clear of people and obstructions.
- During tipping, stay in the cab and control; if danger signs develop, (i.e. the body starts to lean to one side or the loads sticks) immediately lower the body.
- Prevent the discharging load by piling up and fouling on the tail door by driving forward very slowly by no more than a metre at a time.
- Ensure that no person, animal or other equipment is within the danger area while tipping.
- For articulated units, make sure the trailer is coupled and in line with the motive unit.



Tipper operation can be a hazardous and accidents can happen. To help you minimise the risk, always follow the guidelines:

NEVER

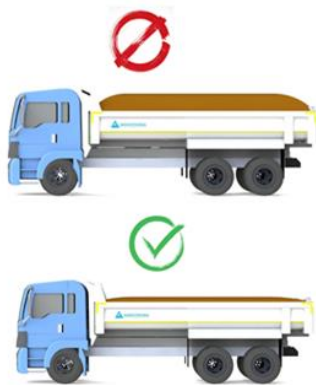
- Overload.
- Tip on a side slope.
- Tip an uncoupled trailer.
- Tip in high wind.
- Tip with the body within 5 metres of overhead power lines.
- Shake the load free.
- Go under a raised loaded body.
- Go under a raised empty body (unless it is propped).



Spread the loads evenly



Do not tip on a side slope



No overloading

