

Combi oven

Convotherm 4 deluxe easyTouch

- 20.10
- 20 Shelves GN 1/1
- Electric
- Boiler
- Disappearing door



Key features

- Natural Smart Climate™ (ACS+) cooking methods: Steam, Combi-steam, Convection
- Natural Smart Climate™ (ACS+) with extra functions:
 - Crisp&Tasty – 5 moisture-removal settings
 - BakePro – 5 levels of traditional baking
 - HumidityPro – 5 humidity settings
 - Controllable fan – 5 speed settings
- easyTouch 10" TFT HiRes glass touch display (capacitive)
- ConvoClean+ fully automatic cleaning system with eco, regular and express modes – with optional single-dose dispensing
- HygieniCare
- WiFi and Ethernet interface (LAN)
- USB port integrated in the control panel
- TriColor indicator ring – indicates the current operating status
- Steam generated by high-performance boiler outside the oven cavity
- Disappearing door: more space and greater safety at work (optionally available for an extra charge)

Standard features

- Cooking methods:
 - Steam (30-130°C) with guaranteed steam saturation
 - Combi-steam (30-250 °C) with automatic moisture control
 - Convection (30-250 °C) with optimized heat transfer
- Operation of easyTouch user interface:
 - 10" TFT HiRes glass touch display (capacitive)
 - Smooth-action, quick-reacting scrolling function
 - Natural Smart Climate™ (ACS+)
- Climate Management
 - Natural Smart Climate™ (ACS+), HumidityPro, Crisp&Tasty
- Quality Management
 - Airflow Management, BakePro, Multi-point core temperature probe, Preheat and cool down function
- Production Management
 - Automatic cooking with Press&Go with up to 399 profiles
 - Integrated cookbook with 7 different categories
 - TrayTimer – load management for different products at the same time (manual mode)
 - TrayView – Load management for automatic cooking of different products using Press&Go
 - Favorites management
 - HACCP data storage
 - USB port
 - ecoCooking – energy-save function
 - LT cooking (low-temperature cooking) / Delta-T cooking
 - Cook&Hold – cook and hold in one process
 - Auto Start
 - Regenerate+ – flexible multi-mode rethermalization function with preselect

Standard features

- Cleaning Management:
 - ConvoClean+: Fully automatic cleaning system
 - Quick access to individually created and saved cleaning profiles
 - Cleaning Scheduler
 - FilterCare Interface
- HygieniCare:
 - Hygienic Steam Function
 - Hygienic Handles
 - SteamDisinfect
- Design:
 - Unit door with safety latch, sure-shut function, venting position
 - Steam generation by means of a boiler
 - Adjustable appliance feet, from 100 mm to 125 mm
 - Multi-point core temperature probe
 - Integrated recoil hand shower



Convotherm 4 deluxe
easyTouch

- 20.10
- 20 Shelves GN 1/1
- Electric
- Boiler
- Disappearing door


Key features

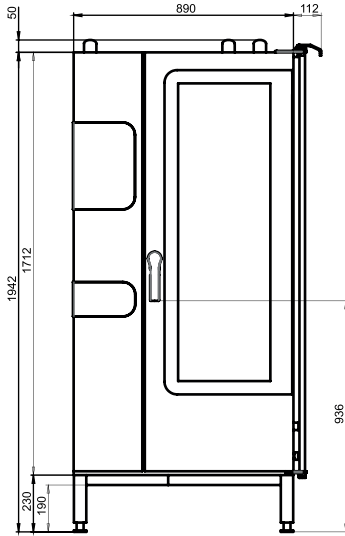
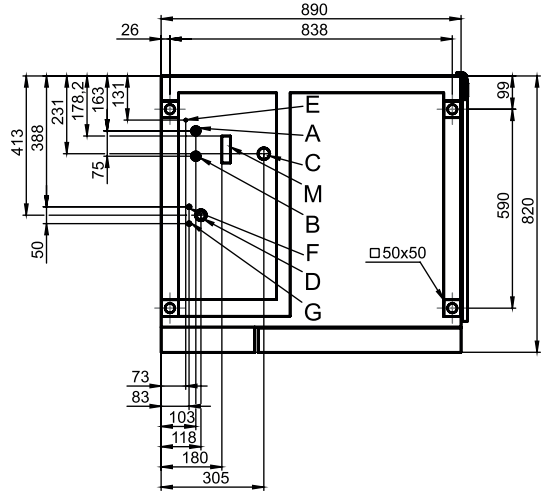
- Natural Smart Climate™ (ACS+) cooking methods: Steam, Combi-steam, Convection
- Natural Smart Climate™ (ACS+) with extra functions:
 - Crisp&Tasty – 5 moisture-removal settings
 - BakePro – 5 levels of traditional baking
 - HumidityPro – 5 humidity settings
 - Controllable fan – 5 speed settings
- easyTouch 10" TFT HiRes glass touch display (capacitive)
- ConvoClean+ fully automatic cleaning system with eco, regular and express modes – with optional single-dose dispensing
- HygieniCare
- WiFi and Ethernet interface (LAN)
- USB port integrated in the control panel
- TriColor indicator ring – indicates the current operating status
- Steam generated by high-performance boiler outside the oven cavity
- Disappearing door: more space and greater safety at work (optionally available for an extra charge)

Options

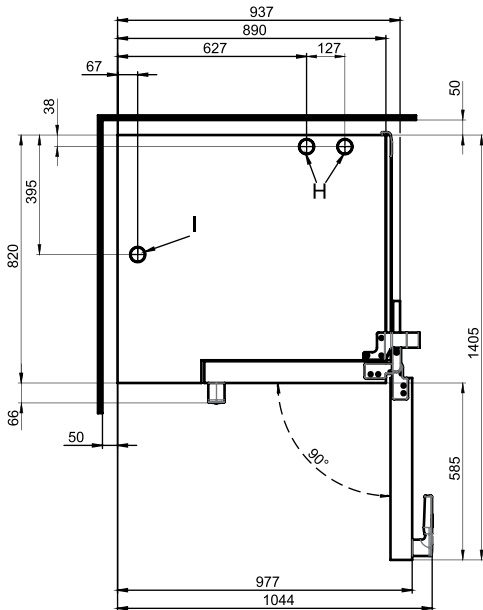
- Disappearing door – more space and greater safety at work
- ConvoGrill with grease management function (on request)
- Steam and vapour removal – built-in condensation module (on request)
- Marine version (see separate datasheet)
- Prison version
- Available in various voltages
- Sous-vide probe, external connection
- Core temperature probe, external connection

Accessories

- Production Management: kitchenconnect® (WiFi/LAN), network solution from Welbilt for updating and monitoring appliances from anywhere
- ConvoVent 4 condensation hood with grease filter
- ConvoVent 4+ condensation hood with grease and odour filter
- Signal tower – external operating-state indicator
- Banquet system (optionally as a package or individually): Plate loading trolley, loading trolley, thermal cover
- Care products for the ConvoClean+ fully automatic cleaning system (multiple and single-measure dispensing)

Front view

Connection points


- A Water connection (for boiler)
- B Water connection (for cleaning, recoil hand shower)
- C Drain connection DN 50
- D Electrical connection
- E Equipotential bonding
- F Rinse-aid connection
- G Cleaning-agent connection
- H Air vent Ø 50 mm
- I Dry air intake Ø 50 mm
- M Safety overflow 80 x 25 mm
- RJ45 Ethernet port

View from above with wall clearances

Dimensions and weights

| Dimensions including packaging | |
|---|----------------------|
| Width x Height x Depth | 1165 x 2150 x 970 mm |
| Weight | |
| Empty weight without options* / accessories | 292 kg |
| Weight of packaging | 40 kg |
| Safety clearances** | |
| Rear | 50 mm |
| Right-hand side (disappearing door pushed back) | 160 mm |
| Left (see installation instructions) | 50 mm |
| Top*** | 500 mm |

* Weight of options 15 kg max.

** Required for functionality of appliance.

*** Depends on type of air ventilation system and nature of ceiling.

Installation instructions

| | |
|--|----------------|
| Absolute tilt of unit in operation* | max. 2° (3.5%) |
| Clearance from heat sources | min. 500 mm |
| Recommended clearance for service, left side of unit | min. 500 mm |

* Adjustable feet included as standard.

Loading capacity

| | |
|--|--------|
| Max. number of food containers | |
| GN 1/1* | 20 |
| 600 x 400** baking tray | 17 |
| Plates max. Ø 32 cm, Ring spacing 66 mm** | 61 |
| Plates max. Ø 32 cm, Ring spacing 80 mm** | 50 |
| Maximum loading weight | |
| GN 1/1 / 600 x 400 | |
| Per combi oven | 100 kg |
| Per shelf level | 15 kg |

* Matching loading trolley included as standard.

** Matching loading trolley available as an accessory.

Electrical supply

| | |
|--|----------|
| 3N~ 400V 50/60Hz* | |
| Rated power consumption | 38.9 kW |
| Rated current | 56.2 A |
| Fuse rating | 63 A |
| RCD (GFCI), single-phase frequency converter | Type A/B |
| Recommended conductor cross-section | 5G16 |
| 3~ 230V 50/60Hz* | |
| Rated power consumption | 38.2 kW |
| Rated current | 96.0 A |
| Fuse rating | 100 A |
| RCD (GFCI), single-phase frequency converter | Type A/B |
| Recommended conductor cross-section | 4G35 |
| 3~ 200V 50/60Hz* | |
| Rated power consumption | 38.2 kW |
| Rated current | 110.4 A |
| Fuse rating | 125 A |
| RCD (GFCI), single-phase frequency converter | Type A/B |
| Recommended conductor cross-section | 4G50 |
| 3~ 400V 50/60Hz* | |
| Rated power consumption | 38.9 kW |
| Rated current | 56.2 A |
| Fuse rating | 63 A |
| RCD (GFCI), three-phase frequency converter | Type B |
| Recommended conductor cross-section | 5G16 |

* Connection to energy optimization system included as standard.

Water connection

| | |
|----------------------|--|
| Water supply | |
| Water supply | 2 x G 3/4" fixed connection, optionally including connecting pipe (min. DN13 / 1/2") |
| Flow pressure | 150 - 600 kPa (1.5 - 6 bar) |
| Appliance drain | |
| Drain version | Open tank or channel/trough (recommended) or fixed connection |
| Type | DN 50 (min. internal Ø: 46 mm) |
| Slope for drain pipe | min. 3.5% (2°) |

Water quality

| | |
|---|---|
| Water-supply connection A* for boiler, Water-supply connection B* for cleaning, recoil hand shower | |
| General requirements | Drinking water, typically hard water |
| General hardness** | 4 - 20 °dh / 70 - 360 ppm / 7 - 35 °TH / 5 - 25 °e |
| pH value | 6.5 - 8.5 |
| Cl ⁻ (chloride) | max. 60 mg/l |
| Cl ₂ (free chlorine) | max. 0.2 mg/l |
| SO ₄ ²⁻ (sulphate) | max. 150 mg/l |
| Fe (iron) | max. 0.1 mg/l |
| SiO ₂ (silicate) | max. 13 mg/l |
| NH ₂ Cl (monochloramine) | max. 0.2 mg/l |
| Temperature | max. 40 °C |
| Electrical conductivity | min. 20 µS/cm |

* See diagram of connection points, page 2.

** Despite compliance with the general hardness limits, non-hardness deposits may occur in certain cases. Measures must be coordinated with the technical service.

Water consumption

| | |
|-------------------------------|----------|
| Water-supply connections A, B | |
| Ø Consumption for cooking** | 9.9 l/h |
| Max. water flow rate | 15 l/min |

** Including water used for cooling the wastewater.

PLEASE NOTE: See diagram of connection points, page 2.

Emissions

| | |
|-------------------------|---------------------|
| Dissipated heat* | |
| Latent heat | 6900 kJ/h / 1.92 kW |
| Sensible heat | 8900 kJ/h / 2.47 kW |
| Waste water temperature | max. 80 °C |
| Noise during operation | max. 70 dBA |

* The dissipated heat values were measured as per DIN 18873-1 "Methods for measuring the energy use of equipment for commercial kitchens — Part 1". The type and frequency of appliance usage are decisive for the specification of an air conditioning and ventilation system. These values can be higher than the values indicated for dissipated heat. Guide values can be found in the technical literature, e.g. in VDI 2052. Please consult your specialized design engineer for planning an air conditioning and ventilation system.

ACCESSORIES

(Please refer to the Accessories brochure for detailed information)

Condensation hood ConvoVent 4*

| | |
|--------------------------------|----------------------|
| Electrical supply | |
| Rated voltage | 1N~ 200-240V 50/60Hz |
| Rated power consumption | 130-260 W |
| Rated current | 1.0-1.9 A |
| Fuse rating | 2.5 A |
| Dimensions excluding packaging | |
| Width x Height x Depth | 892 x 240 x 1086 mm |
| Weight excluding packaging | 67 kg |
| Safety clearance above** | 500 mm |

* Condensation hoods specially designed for stacking kits are available.

** Depends on type of air ventilation system and nature of ceiling.

Condensation hood ConvoVent 4+*

| | |
|--------------------------------|----------------------|
| Electrical supply | |
| Rated voltage | 1N~ 200-240V 50/60Hz |
| Rated power consumption | 130-260 W |
| Rated current | 1.0-1.9 A |
| Fuse rating | 2.5 A |
| Dimensions excluding packaging | |
| Width x Height x Depth | 892 x 373 x 1086 mm |
| Weight excluding packaging | 86 kg |
| Safety clearance above** | 500 mm |

* Condensation hoods specially designed for stacking kits are available.

** Depends on type of air ventilation system and nature of ceiling.

Please observe the following points:

- This document is to be used solely for planning purposes.
- Please refer to the Installation manual for further technical data and guidance on installation and positioning.