



XD350S·500S

CO₂ /MAG Automatic Welding Machine

***Synergic Control
Easy Operation
Assured Quality
Fine Arc Start***

with Micro-Processor



■ XD350S

Synergic Control

One-Knob Synergic Control Provides Appropriate Arc Voltage for the Welding Current Selected.

Easy Operation

Easy to Read and Precise Current/Voltage Meters.

Assured Quality

Cutting edge "Penetration Control" is one flip of the knob away.

Fine Arc Start

Instantaneous Arc Start Close to 100% From Low to High Current.

DAIHEN Corporation

New Generation Thyristor Controlled CO₂ /MAG Welding Machine

This Thyristor Controlled Machine with Micro-Processor integrated Offers One-Knob Synergic Control

One-Knob Synergic Control Provides Appropriate Arc Voltage for the Welding Current Selected

- Un-experienced Operators Can Achieve Proper Welding Conditions Without Creating Rework.
- The Machine Delivers a Built in Preset Voltage Program to Accommodate the Amperage. (Wire Feed Speed)
- Separate Control Mode (for Amperage & Voltage) is Also Provided as a Standard Feature.

Easy to Read and Precise Current/Voltage Scales

Indicates adjusted value due to the effect of the gas mixture and wire diameter.



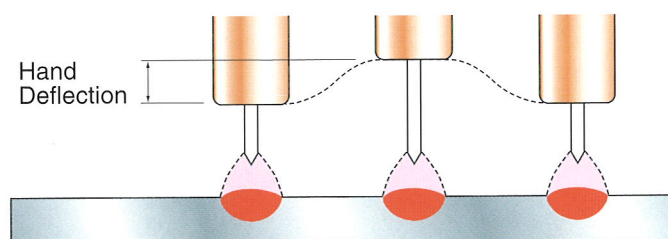
▲ Remote control



▲ XD 350S

Cutting edge "Penetration Control" is one flip of the knob away

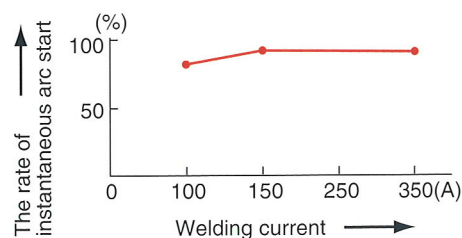
This "Penetration Control" keeps the depth of penetration at a constant level even when tip-to-work distance varies for assured quality of welding.



▲ for Fillet welding in a tight space

Instantaneous Arc Start Close to 100% From Low to High Current

Microprocessor control allows instantaneous arc start even at low current virtually every time. And it features Hot Start and Wire Slow Down Start control. This combination delivers secured arc starts.



The rate of instantaneous arc start with XD350S

XD350S · 500S

Micro-Processor Controlled Welding Machine

New User Friendly Design

Only One Control Cable Required Between the Wire Feeder and the Machine

- Easy to move around.
- Less trouble.
- Optional remote control for convenience. (3m cable)
It allows adjustment of welding conditions at the work.

● I/O Terminals for Automatic Machines (Option)

Optional remote control and wire feeder control cables are available for automatic machines.


※Standard remote control is on wire feeder

Remote Control for CMXL-2301 connection for Separation Connection

※Optional remote control from welding power source(3m cable)
K5638B00 (XD350S)
K5638H00 (XD500S)

※Cable KIT K5638L00 and wire2 assy P25000W00(XD350S) or P25010W00(XD500S) are necessary for using CMXL-2301.

▼ Connections



Wire feeder CMXL-2301 can be connected to the rearside of the welding power source. (with connection KIT K5638D00)

Standard Wire Feeder (The connector for CMXL-2302)

※Optional extended remote control from wire Feeder
K5638C00 (XD350S)
(with connection KIT K5638D00)
K5638J00 (XD500S)
(with connection KIT K5638K00)

User Friendly Design

- Simple and user-friendly operation panel.
- Crater fill function prevents crater cracking at the end of weld.
- Initial current control.
- 100V(2A) power outlet equipped for shielding gas regulator heater.
- Preheating function
- Mice proof case .
- Terminals for automatic machine.
- Operation prevention due to lost input power phase.


Power saving design

- Shielding gas saving function
- On demand cooling fan
(Not applicable if preheating function is used.)
- Power saving sequence
(Not applicable if preheating function is used.)

Safety design

- Covers on input and output terminals.
- Thermostat for preventing overheating.
- Low voltage drive of wire feeder for 24VDC.

● Easy-to-see and easy-to-use control panel

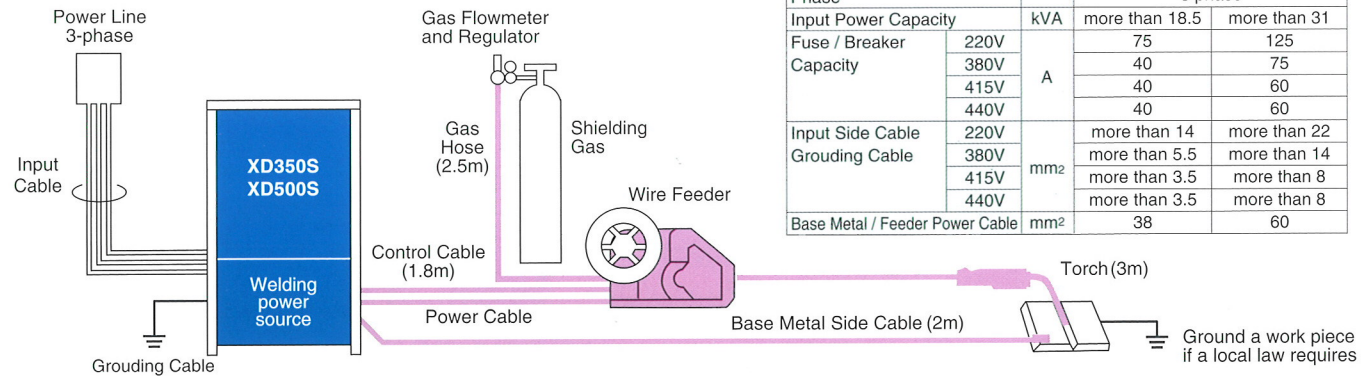


● Welding program table

XD350S				XD500S			
Mode number	Welding process			Mode number	Welding process		
1	CO ₂	Solid	φ0.9mm	1	CO ₂	Solid	φ1.2mm
2	MAG			2	MAG		
3	CO ₂			3	CO ₂		
4	MAG		φ1.0mm	4	CO ₂	Solid	φ1.4mm
5	CO ₂		φ1.2mm	5	MAG		
6	MAG				6	CO ₂	Flux Cored
7	CO ₂	Flux Cored	φ1.2mm	7	CO ₂	Solid	φ1.6mm
8	CO ₂		φ1.4mm	8	MAG		
9	No program			9	CO ₂	Flux Cored	
0	No program			0	No program		

Connection Diagram

This color reflects standard composition



Input power capacity and Cable Specifications

Model Name	type	XD350S	XD500S
Phase		3 phase	
Input Power Capacity	kVA	more than 18.5	more than 31
Fuse / Breaker Capacity	220V	75	125
	380V	40	75
	415V	40	60
	440V	40	60
Input Side Cable	220V	more than 14	more than 22
Grounding Cable	380V	more than 5.5	more than 14
	415V	more than 3.5	more than 8
	440V	more than 3.5	more than 8
Base Metal / Feeder Power Cable	mm ²	38	60

Information

Specification

Model Name		XD350S	XD500S
Model Number	type	CPXDS-350	CPXDS-500
Rated Input Voltage	V	Specify Primary Voltage when ordering	
Phases		3ph	
Rated Frequency	Hz	50/60Hz	
Rated Input Power	kVA	18.5kVA (14.5kW)	31kVA (26.0kW)
Rated Output Current	A	350	500
Rated Load Voltage	V	31.5	39
Max, Open Circuit Voltage	V	55	65
Output Current Range	A	50~350	50~500
Output Voltage Range	V	16.5~31.5	16.5~39
Rated Duty Cycle	%	50	60
Dimensions (W×D×H)	mm	343×635×732	420×625×850
Weight	kg	116	162
Wire Feeder	type	CMXL-2302	
Applicable Wire Size	mm	(0.8)、0.9、1.0、1.2、(1.4)、(1.6)	
Wire type		Solid Wire, Flux-cored Wire	
Wire Feeding Speed	m/min	1.5~20	
Weight	kg	10	
Dimensions (W×D×H)	mm	200×440×292	
CO ₂ /MAG Welding Torch	type	WT3500-SD	WT5000-SD
Rated Current	A	350	500
Applicable Wire Size	mm	(0.9)、(1.0)、1.2	(0.9)、(1.0)、1.2、(1.4)、(1.6) (1.2)、1.4、(1.6)
Duty Cycle	%	30	60
Cooling Method		Air-Cooled	
Cable Length	m	3、(4.5)、(6)	
Base Metal Side Cable	type	BKPT-3802	BKPT-6002
Cable Length	m	2	2
Cable Cross Section Area	mm ²	38	60

Standard Accessories

Model Name	XD350S	XD500S	Amount
Remote Control Box	P25000K00	P25010K00	1
Fuse	10A 250V	10A 250V	1
	5A 250V	5A 250V	1
	3A 250V	3A 250V	1
Screw Fuse*	4A 500V	4A 500V	1
Hexagon Head Bolt	M8-20	—	2
Cuphead Squareneck Bolt	—	M10×30	2
Nut	—	M10	2
Spring Washer	—	M10	2
Washer	—	M10	2

*Primary voltage 380V, 415V and 440V only.

Option

Extension Cable and Gas Hose

Cable Length	5m	10m	15m	20m
XD350S(38mm ²)	BKPT-3807	BKPT-3812	BKPT-3817	BKPT-3822
XD500S(60mm ²)	BKPT-6007	BKPT-6012	BKPT-6017	BKPT-6022
Gas Hose	BKGG-0605	BKGG-0610	BKGG-0615	BKGG-0620
Wire Feeder Control Cable	BKCPJ-0605	BKCPJ-0610	BKCPJ-0615	BKCPJ-0620

Note:

- 1: No requirement of standard power cable (2m) when using extension cable.
- 2: Indicate the cable/hose length when more than 20m is required.
- 3: Use larger power cable for mechanized system or high current application.

In accordance with DAIHEN's policy to make continuing improvements, design and/or specifications are subject to change without notice and without any obligation on the part of manufacturer.

DAIHEN Corporation

4-1.Koyochonishi, Higashinada-ku,
Kobe, Hyogo 658-0033, Japan
Phone : (Country Code 81) 78-275-2006
Fax : (Country Code 81) 78-845-8159

Distributed by: