



Donaldson
FILTRATION SOLUTIONS

Compressed Air Filtration

Oil/ Water Separator

Ultrasep Superplus UFS-SP/ UFS-SP N

MAIN FEATURES & BENEFITS:

- A coalescing filter improves oil separation for longer compliance with legal discharge limits
- Sizing, long residence time ensures excellent gravity separation
- Sizing, Extreme generous filling with activated carbon ensures long service intervals
- Modular design (UFS-SP 120N und 240N), Quick availability exstock with standard units



Ultrasep Superplus

INDUSTRIES



- Chemical and pharmaceutical industry



- PCB assembly and CD manufacturing



- Surface finishing



- Machine building industry and plant engineering / construction



- Energy and power generation

Donaldson Filtration Deutschland GmbH
Büssingstr. 1
D-42781 Haan
Tel.: +49 (0) 2129 569 0
Fax: +49 (0) 2129 569 100
E-Mail: CAP-de@donaldson.com
Web: www.donaldson.com

Donaldson®
Ultrafilter

PRODUCT DESCRIPTION

Function

A pressure relief chamber separates condensate and expanding air. The condensate then passes a sedimentation compartment – easy to remove and therefore easy to clean.

The next step is the coalescing filter with its additional oil separation effect. Free floating oil is siphoned off into an oil can. In the activated carbon adsorber the water is purified from the last oil droplets. Pure water leaves the unit ready to be drained according to the rules of law.

Safety

The activated carbon is protected by a preadsorber. A bright yellow floater warns about the beginning of a blockade of the carbon by oil sludge.

The water quality can be checked visibly with a simple turbidity comparison. The incorporated oil canister can only be changed if the oil flow is interrupted.

Construction

The range of UFS-SP/ UFS-SP N are in total 7 sizes: 5 single units of 2 or 4 separated UFS.



The UFS-SP Separator element is designed and developed for the following applications:

- **Compressed air condensates:**

UFS-SP/ UFS-SPN are oil/water separators for the purification of air compressor condensate to legal discharge limits.

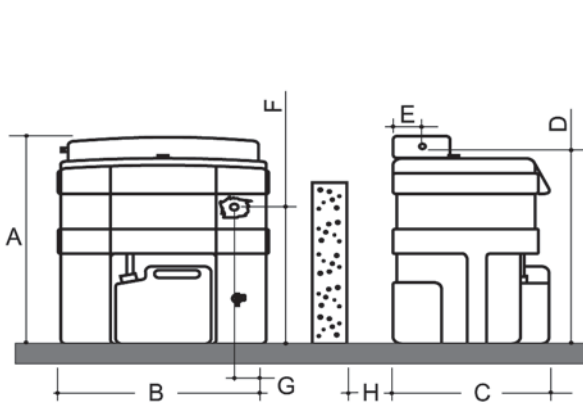
PRODUCT SPECIFICATIONS

Features	Benefits
Coalescing filter	Improves oil separation for longer compliance with legal discharge limits.
Sizing	Long residence time ensures excellent gravity separation. Extreme generous filling with activated carbon ensures long service intervals.
Service label on the lid	This service guideline for checking filtrate quality and carbon change procedure can't get lost.
Modular design for UFS-SP 120N and 240N	Quick availability exstock with standard units

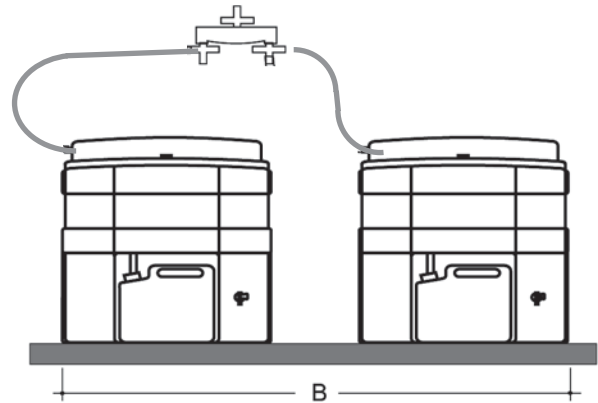
UFS-SP	Max. compressor performance for moderate climate (m ³ /min.)		Nom. compressor performance in m ³ /h
	Screw compressor		
	Mineral Oil	Synthetic Oil	
5	2	2	120
10N	4	4	250
15N	4-8	4-6	450
30N	8-16	6-12	900
60N	16-32	12-24	1800
120N	32-64	24-48	3600
240N	64-128	48-96	7200
UFS-SP	Max. compressor performance for tropical climate (m ³ /min.)		Example: Screw compressor, mineral oil, total performance 20 m ³ /min.: Select UFS-SP 60N
	Screw compressor		
	Mineral Oil	Synthetic Oil	
5	0,5-1	0,5-1	
10N	1,5-3	1-2	
15N	2,5-5	2,5-5	
30N	5,5-11	4-8	
60N	10,5-21	7-14	
120N	21,5-43	16-32	
240N	42,5-85	32-64	

Temperature range:		Options:		Materials:	
without heater	+1°C bis +60°C	Heater	230V/ 50 Hz	Body and lid	PE-LLD, recyclable
with heater	-25°C bis 60°C	Heater	110V/ 60 Hz	Filter/ Demister	PUR foam
				Adsorber	PP activated carbon

DIMENSIONS



UFS-SP 5 / 10N-60N



UFS-SP 120N

Condensate entry:

UFS-SP 5:

1/2"

UFS-SP 10N - 60N:

1x1" / 3x 1/2"

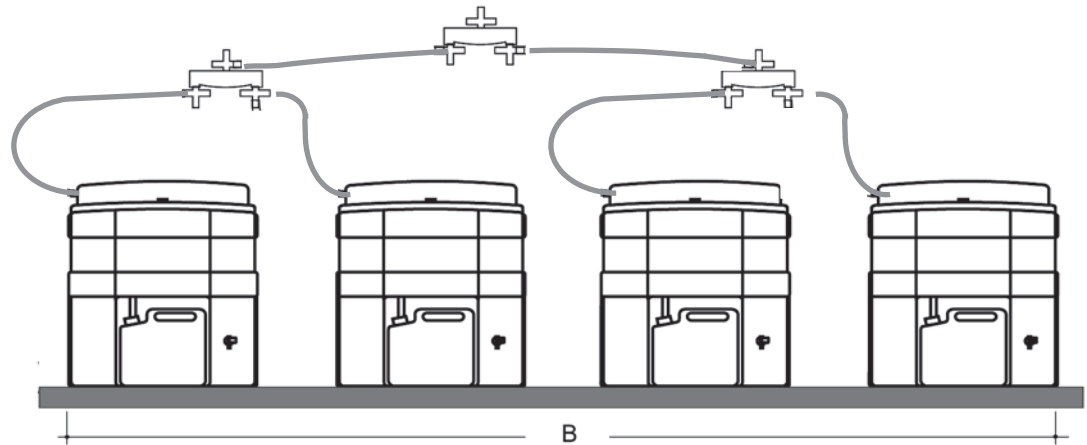
Condensate exit:

UFS-SP 5:

1/2"

UFS-SP 10N - 60N:

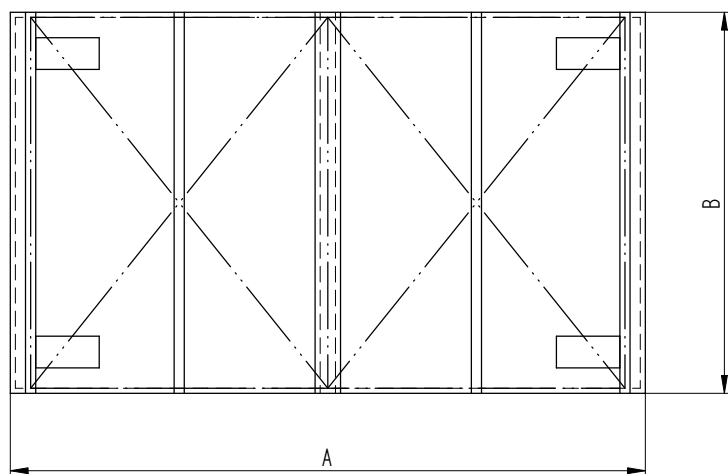
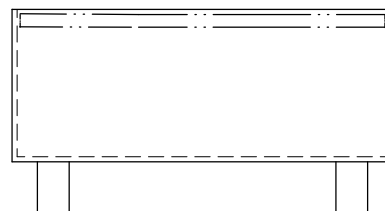
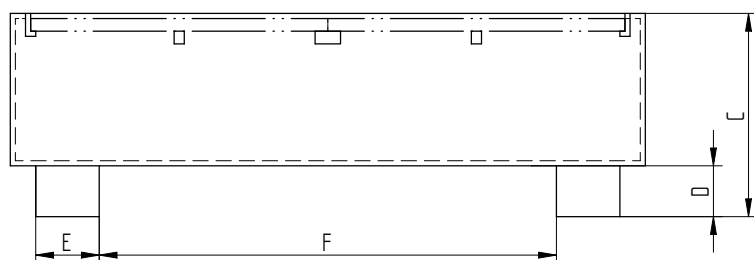
1"



UFS-SP 240N

Type	Dimensions mm								Volumes l				Freight weight kg
	A	B	C	D	E	F	G	H	Vessel	Activated carbon	Pre- adsorber	Oil can	
5	555	345	320	505	100	380	145	100	25	3,1	0,9	2,5	8,5
10N	655	445	430	610	60/120	400	250	170	50	8	3,2	5	19,5
15N	735	495	460	670	60/120	465	275	170	75	12	3,8	10	23,5
30N	840	680	510	790	60/120	555	145	170	150	2x11	4,9	20	35,0
60N	985	790	660	960	70/130	690	167	250	300	2x15	5,7	20	67,0
120N	985	1780	660	960	70/130	690	167	250	600	4x15	2x5,7	2x20,0	136,0
240N	985	3760	660	960	70/130	690	167	250	1200	8x15	4x5,7	4x20,0	272,0

CATCH PANS (OPTION)



Art. no.	Type	Dimensions mm						Weight	Volume
	UFS-SP	A	B	C	D	E	F	kg	l
331210	5	451	426	300	100	200	25	25	27
331211	10N	551	536	315	100	200	125	30	50
331212	15N	601	566	365	100	200	175	40	75
331213	30N	786	616	455	100	200	280	55	150
331214	60N (1x) / 120N (2x) / 240N (4x)	896	766	585	100	200	390	80	300

