


Wireless Multi-Function Keypad

Basic Function:


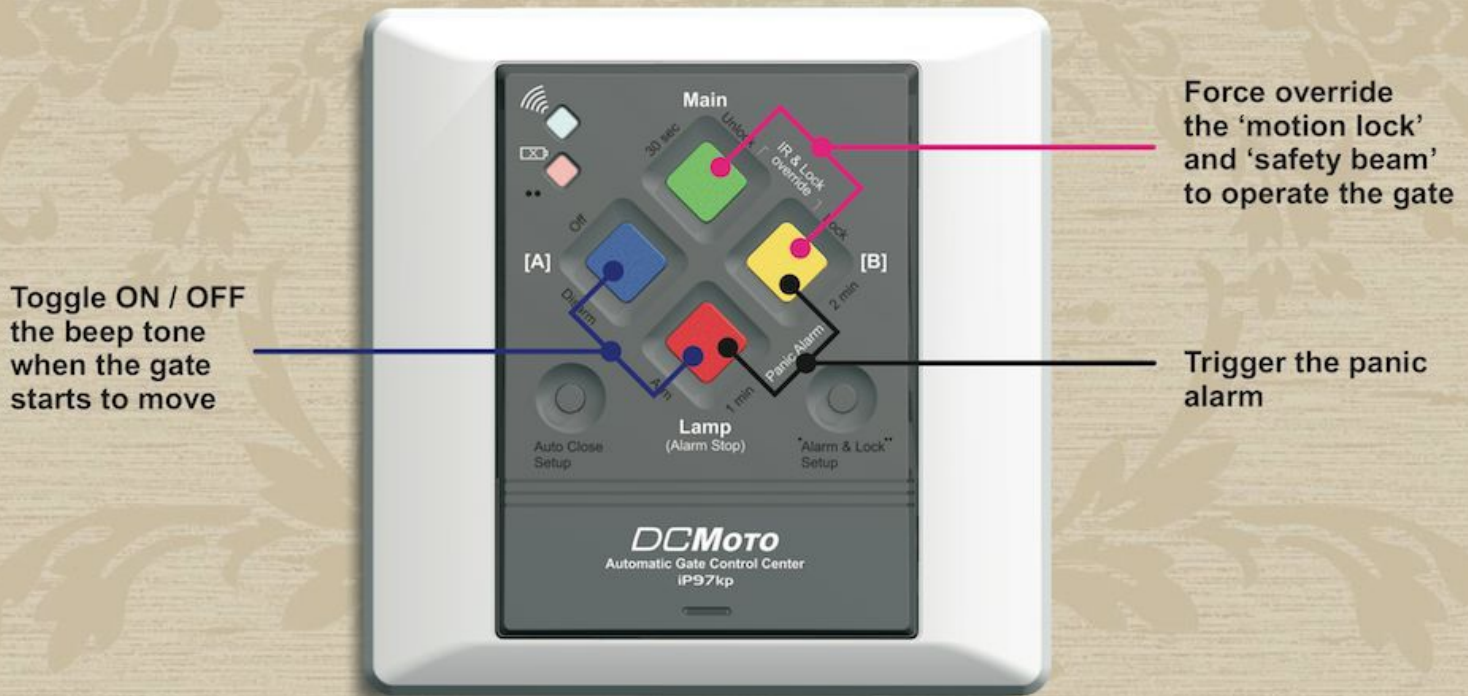


Note: Identical function apply to the remote control

- ◆ Blue light: working
- ◆ Red light: battery low

Wireless Multi-Function Keypad

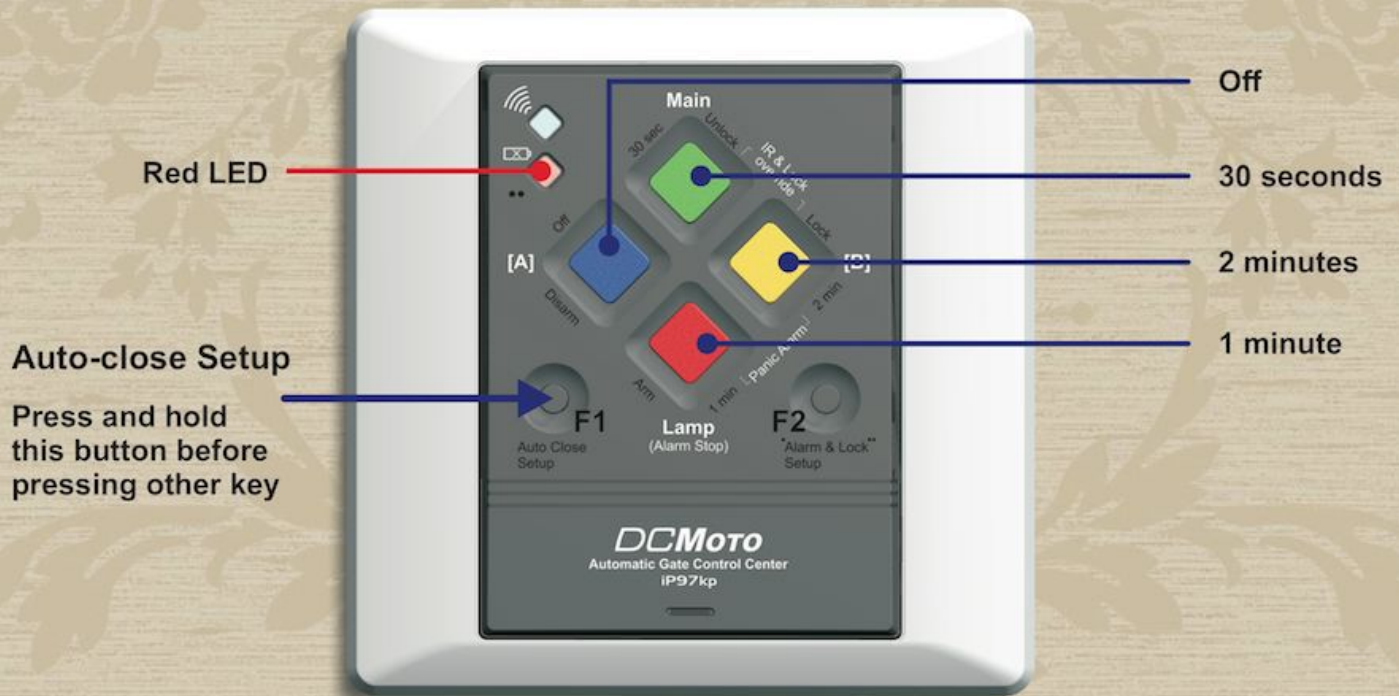
Additional Basic Function:
(pressing 2 buttons simultaneously)



Note:
Identical function apply to the remote control

Wireless Multi-Function Keypad

**Advance function:
setting the auto-close timer**



If you press the setup button F1 and the red LED lights up, it means the auto-close function is active. The light is off if the auto-close timer is set at 'OFF'

Wireless Multi-Function Keypad

Advance function:
setting the alarm function




If you press the setup button F2 and the red LED lights up, it means the alarm is ARMED. The light is off if the alarm is DISARMED

Wireless Multi-Function Keypad

Advance function:

setting the motion lock (to inhibit the motion of the gate)



If you press the setup button F1 + F2 together and the red LED lights up, it means the MOTION LOCK is active. The light is off if it is unlocked