

LEDXION S419 SERIES

60W & 90W LED STREET LANTERN



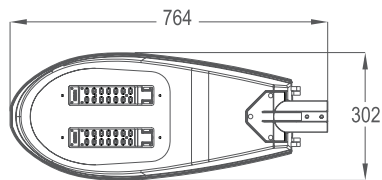
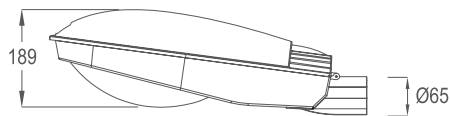
LEDXION K09109 60W



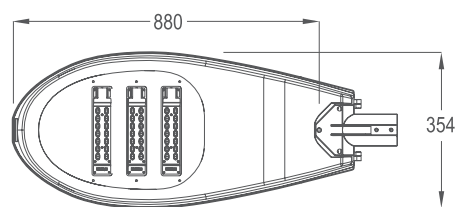
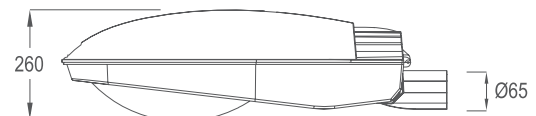
LEDXION K09102 90W

DIMENSION

LEDXION K09109 60W

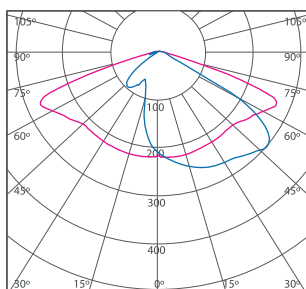


LEDXION K09102 90W



PHOTOMETRIC

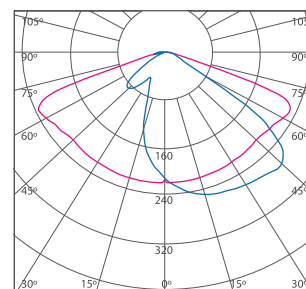
LEDXION K09109 60W



Efficacy:
• 90 lm/W

cd/klm
C0/C180: — C90/C270: —

LEDXION K09102 90W



Efficacy:
• 90 lm/W

cd/klm
C0/C180: — C90/C270: —

LED TECHNICAL DATA

Typical Luminous Flux & Efficiency @ 700 mA:

- 280 lm

Max Junction Temperature:

- 150°C

Color Temperature:

- 5300K Daylight
- * 3000K Warmwhite is available upon request

LED Life Cycle:

- 50,000 hrs

COMPLIANCE STANDARD

LED:

- LM 80

Driver:

- CE, EN55015, EN61000, EN61547

Luminaire:

- LM 79, EN 60598-1, EN 60598-2-3, EN62471, EN62493, EN61000-3, EN61547

ORDER CODE

- S419-250 60W - LEDXION K09109 60W
- S419-400 90W - LEDXION K09102 90W

* Please indicate LED color temperature when ordering.

CARTON DIMENSION

- K09109 60W - 690(L) mm x 325(W) mm x 200(H) mm
- K09102 90W - 820(L) mm x 365(W) mm x 220(H) mm

LUMINAIRE TECHNICAL DATA

LED Light Source:

- 2 LED Modules x 14 LUMILEDS LUXEON Rebel ES (60W)
- 3 LED Modules x 14 LUMILEDS LUXEON Rebel ES (90W)

Housing Material:

- Die-cast aluminium finished with durable polyester epoxy powder coating

Operating Temperature:

- -30°C ~ +45°C

Power Supply:

- 220 ~ 240 Vac 50 / 60Hz
- Constant Current : 700mA
- Dimmable : 1-10V, PWM
- * Time Control is available upon request

Surge Protection:

- External SPD 10kV, 20kA

Max System Power & Lumen Output:

- 66W
- 97W

Total Luminous Flux:

- 5940 lm - 60W
- 8730 lm - 90W

Insulation Classification:

- Class I

Ingress Protection:

- IP66 (Lamp & Gear Compartments)

Mounting Spigot

- ø65mm

Pole Installation Details (mm)

- Pole diameter ø48-60mm

Nett Weight:

- 7.0 kg (LEDXION K09109)
- 9.5 kg (LEDXION K09102)

APPLICATION

- Pathways, Parks, Car Parks, Foot Paths, Access Ways, Road Lightings & Residential Areas

