



ZULO II 50W



ZULO II 100W



ZULO II 200W

LUMINAIRE SPECIFICATIONS

- Power 50W
100W
200W
- Fitting Material ADC12 Die-Cast Aluminium
Non-Corrosive
- Fitting Color Black
- Optical Cover Clear Glass
- Ingress Protection IP65
- Impact Protection IK08
- Voltage 220 ~ 240 Vac 50 / 60Hz
- Electrical Safety Class Class I
- Operating Temperature -40 ~ +45°C
- Installation Mounting Bracket
- Surge Protections Yes, 8kV

APPLICATION

- Exhibition Halls, Car Park, Walkways, Sport Fields, Billboards, Construction Sites & etc

LED MODULE SPECIFICATIONS

- Color Temperature 3000K Warm White
6500K Daylight
- Color Rendering Index (CRI) >70
- L70 100,000 Hrs @ 25°C

FEATURES

- Built-In IC Technology
- Direct AC Supply Connection (220 ~ 240 Vac 50 / 60Hz)
- No External Driver Required
- High System Efficiency
- Mid Power LEDs
- Thin & Lightweight Size

COMPLIANCE STANDARD

- LED LM80
- Luminaire EN60598-1, EN60598-2-1, EN62471, EN62493, EN61000-3, EN61547, EN55015



MEASUREMENT & ORDER CODE

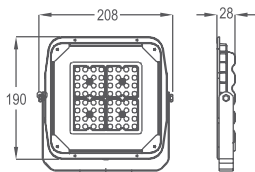
WATTAGE	ORDER CODE	TYPICAL LUMINOUS FLUX	TYPICAL WATTAGE	QTY/CARTON	NETT WEIGHT (PER UNIT)	CARTON DIMENSION (L x W x H) mm
50W	Zulo II 50W	4941	50W	20pcs/ctn	0.9 kg	445 x 360 x 230
100W	Zulo II 100W	10506	100W	10pcs/ctn	2.0 kg	420 x 315 x 315
200W	Zulo II 200W	20160	200W	5pcs/ctn	3.3 kg	390 x 270 x 390

* Please indicate LED color temperature when ordering.
* All result tested base on 5000K CCT LEDs.

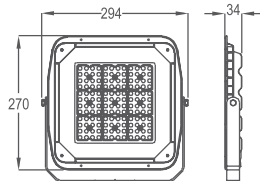


DIMENSION

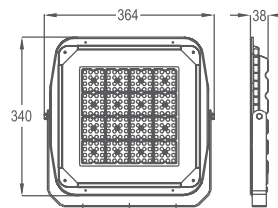
ZULO II 50W



ZULO II 100W

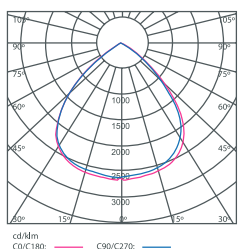


ZULO II 200W

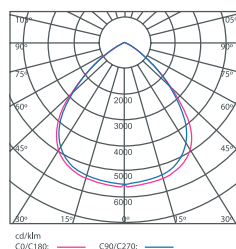


PHOTOMETRIC

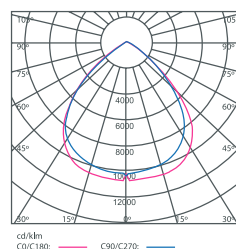
ZULO II 50W



ZULO II 100W



ZULO II 200W



Note: All specifications are subject to change without prior notice for product improvement. Images, pictures, and illustrations used are for illustrative purposes only and the color printed may differ from the actual product.



ZULO II 300W



ZULO II 400W

LUMINAIRE SPECIFICATIONS

- Power 300W
400W
- Fitting Material ADC12 Die-Cast Aluminium
Non-Corrosive
- Fitting Color Black
- Optical Cover Clear Glass
- Ingress Protection IP65
- Impact Protection IK08
- Voltage 220 ~ 240 Vac 50 / 60Hz
- Electrical Safety Class Class I
- Operating Temperature -40 ~ +45°C
- Installation Mounting Bracket
- Surge Protections Yes, 8kV

APPLICATION

- Exhibition Halls, Car Park, Walkways, Sport Fields, Billboards, Construction Sites & etc

LED MODULE SPECIFICATIONS

- Color Temperature 3000K Warm White
6500K Daylight
- Color Rendering Index (CRI) >70
- L70 100,000 Hrs @ 25°C

FEATURES

- Built-In IC Technology
- Direct AC Supply Connection (220 ~ 240 Vac 50 / 60Hz)
- No External Driver Required
- High System Efficiency
- Mid Power LEDs
- Thin & Lightweight Size

COMPLIANCE STANDARD

- LED LM80
- Luminaire EN60598-1, EN60598-2-1, EN62471, EN62493, EN61000-3, EN61547, EN55015



MEASUREMENT & ORDER CODE

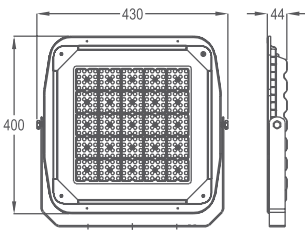
WATTAGE	ORDER CODE	TYPICAL LUMINOUS FLUX	TYPICAL WATTAGE	QTY / CARTON	NETT WEIGHT (PER UNIT)	CARTON DIMENSION (L x W x H) mm
300W	Zulo II 300W	28823	300W	2pcs/ctn	4.9 kg	455 x 128 x 455
400W	Zulo II 400W	38125	400W	2pcs/ctn	7.0 kg	515 x 140 x 515

* Please indicate LED color temperature when ordering.
* All result tested base on 5000K CCT LEDs.

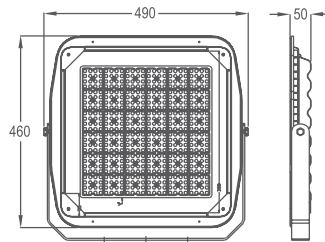


DIMENSION

ZULO II 300W

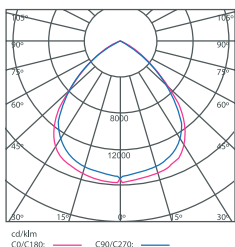


ZULO II 400W

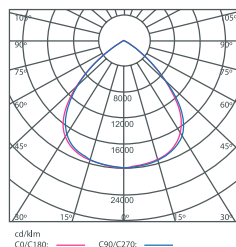


PHOTOMETRIC

ZULO II 300W



ZULO II 400W



Note: All specifications are subject to change without prior notice for product improvement. Images, pictures, and illustrations used are for illustrative purposes only and the color printed may differ from the actual product.