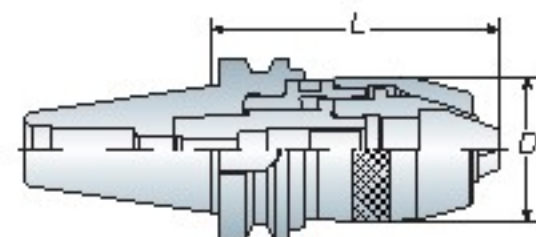


BT / NT
series

APU

Drill Chuck Holder

直截式鑽夾頭刀桿



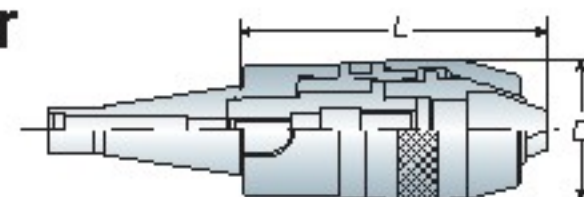
- The shank and keyless drill chuck are combined together so that to avoid the drill chuck slipping out for heavy-duty and high-speed cutting.
- Wrench is attached for each APU drill chuck holder.
- APU 刀桿和鑽夾頭結為一體，可避免鑽頭於高速及重切削時掉落或鬆脫
- 每支 APU 刀桿均附 1 支扳手

Model No.	Clamping Range	D	L		Weight (kg)
			Min.	Max.	
BT30APU08-080	1~8	36.3	75	82	1.00
APU 13-100	1~13	51.5	97	104.5	1.50
BT40APU08-085	1~8	36.3	79	86.5	1.50
APU 13-110	1~13	51.5	98	109	2.00
APU 16-130	3~16	58	116	130	2.60
BT50APU08-095	1~8	36.3	90	97.5	4.20
APU 13-120	1~13	51.5	109	120	4.70
-180	1~13	51.5	169	180	5.80
APU 16-130	3~16	58	116	130	5.10
-190	3~16	58	176	190	6.20

Unit: mm

Drill Chuck Holder

直截式鑽夾頭刀桿



- When ordering, please specify the draw bolt with inch size or metric size.
- The shank and keyless drill chuck are combined together so that to avoid the drill chuck slipping out for heavy-duty and high-speed cutting.
- Wrench is attached for each APU drill chuck holder.
- 請於訂購時，確認刀桿為英制或公制
- APU 刀桿和鑽夾頭結為一體，可避免鑽頭於高速及重切削時掉落或鬆脫
- 每支 APU 刀桿均附 1 支扳手

Model No.	Clamping Range	D	L		Draw Bolt	Weight (kg)
			Min.	Max.		
NT30APU08-080	1~8	36.3	75	82	1/2"-12	0.90
APU 13-100	1~13	51.5	94	104.5	M12x1.75P	1.65
NT40APU08-085	1~8	36.3	79	86.5	5/8"-11 M16x2.0P	1.50
APU 13-110	1~13	51.5	98	109		2.10
APU 16-130	3~16	58	116	130		2.50
NT50APU08-095	1~8	36.3	90	97.5	1"-8 M24x3.0P	3.80
APU 13-120	1~13	51.5	109	120		4.10
-180	1~13	51.5	169	180		4.80
APU 16-130	3~16	58	116	130		4.50
-190	3~16	58	176	190	5.80	

Unit: mm

Morse Taper Shank

莫氏錐度鑽夾頭刀桿

APU

BT / NT

series

Model No.	Code No.	Size Type	Clamping Range		Taper Type	A	B	D	Wrench	Weight (kg)
			mm	inch						
MTA2 APU 08	12601	8S	0.3~8	1/64~5/16	MTA2	142	61	37	12802	0.70
MTA2 APU 10	12601-1	10S	0.3~10	1/64~3/8	MTA2	151	70	43	12804	1.00
MTA2 APU 13	12602-1	13S	0.3~13	1/64~1/2	MTA2	162	81	50	12806	1.25
MTA3 APU 13	12602	13S	0.3~13	1/64~1/2	MTA3	180	81	50	12806	1.40
MTA4 APU 13	12603	13S	0.3~13	1/64~1/2	MTA4	206	81	50	12806	1.70
MTA3 APU 16	12604	16S	3~16	1/8~5/8	MTA3	186	85	58	12808	1.70
MTA4 APU 16	12605	16S	3~16	1/8~5/8	MTA4	212	85	58	12808	2.00

Unit: mm



Straight Shank

直柄鑽夾頭刀桿

Model No.	Code No.	Size Type	Clamping Range		Taper Type	A	B	D	Wrench	Weight (kg)
			mm	inch						
C12 APU 03	12605-1	3S	0.3~3	1/64~1/8	C12	88.5	38.5	24	-	0.20
C16 APU 06	12605-2	6S	0.3~6	1/64~1/4	C16	104	54	33	12801	0.50
C20 APU 08	12606	8S	0.3~8	1/64~5/16	C20	121	61	37	12802	0.70
C20 APU 13	12607	13S	0.3~13	1/64~1/2	C20	141	81	50	12806	1.30
C25 APU 13	12608	13S	0.3~13	1/64~1/2	C25	161	81	50	12806	1.40
C32 APU 13	12609	13S	0.3~13	1/64~1/2	C32	162	81	50	12806	1.65
C20 APU 16	12610	16S	3~16	1/8~5/8	C20	145	85	58	12808	1.55
C25 APU 16	12611	16S	3~16	1/8~5/8	C25	165	85	58	12808	1.70
C32 APU 16	12612	16S	3~16	1/8~5/8	C32	167	85	58	12808	1.90

Unit: mm



R8 Taper Shank

R8 鑽夾頭刀桿

Model No.	Code No.	Size Type	Clamping Range		Taper Type	A	B	D	Wrench	Weight (kg)
			mm	inch						
R8 APU 13	12613	13S	0.3~13	1/64~1/2	R8	182	81	50	12806	1.50
R8 APU 16	12614	16S	3~16	1/8~5/8	R8	188	85	58	12808	1.80

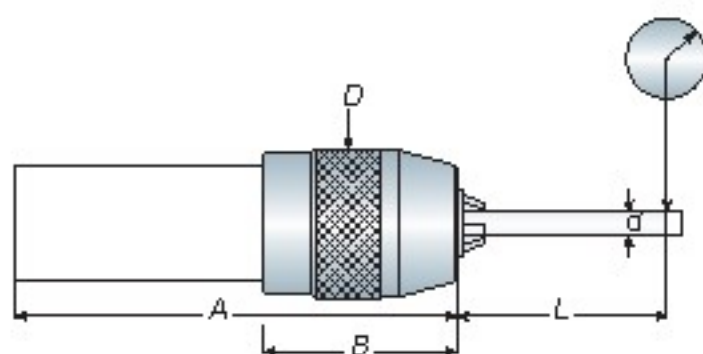
Unit: mm



Run Out inspection Table

Size Type	d	L	Max. Run-Out
3S	1.5	30	0.05
	3	30	
6S	3	35	0.05
	4	35	
8S	6	35	0.05
	8	50	
10S	5	35	0.05
	6	35	
13S	10	55	0.05
	13	75	
16S	6	55	0.05
	10	55	
	16	80	

Unit: mm



- Designed together with arbor structure makes its performance perfect for drilling press and machine center.
- Precisely machine and ground component ensure the tolerance and accuracy.
- Wrench is attached for each APU drill chuck holder.
- 附有夾頭柄結構之設計，使得它更適於銑床及綜合切削機且有更趨於完美之表現
- 精密的機械工學和堅固耐用的組成確保了耐力及精度
- 每支 APU 刀桿均附 1 支扳手