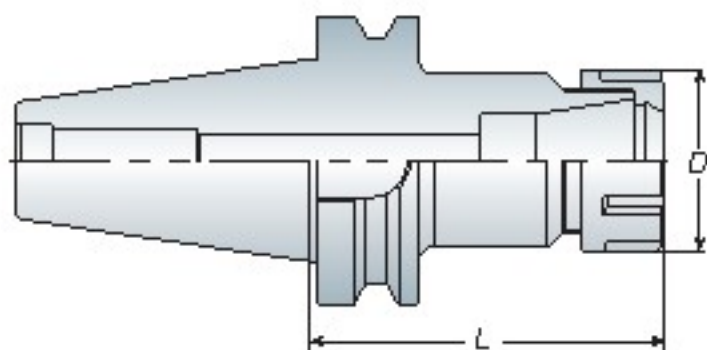


BT / NT
series

ER

Spring Collet Chuck

彈性筒夾本體



Features

- ER collet chuck with the flexibility that can clamp drill, reamers, end mills and taps.
- ER16 / ER20 / ER25 / ER32 / ER40 are also suitable for ER bearing nut and wrench.
- Wrench must be ordered separately.
- ER 筒夾具有彈性，適合夾持鑽頭、鉸刀、銑刀及絲攻刀具
- ER16 / ER20 / ER25 / ER32 / ER40 刀桿可另外選配鋼珠螺帽及扳手
- ER 扳手為另購品

Model No.	Clamping Range	D	L	Collet Type	Wrench	Weight (kg)
BT30 ER08-060M	1~5	12	60	ER08	WM08	0.50
-100M	1~5	12	100	ER08	WM08	0.60
ER11-100M	1~7	16	100	ER11	WM11	0.60
ER16-100M	1~10	22	100	ER16	WM16	0.70
ER20-100M	1~13	28	100	ER20	WM20	0.80
BT40 ER11-070M	1~7	16	70	ER11	WM11	1.15
-100M	1~7	16	100	ER11	WM11	1.20
ER16-100M	1~10	22	100	ER16	WM16	1.25
ER20-100M	1~13	28	100	ER20	WM20	1.30
BT30 ER11-060	1~7	19	60	ER11	WER11	0.60
ER16-060	1~10	28	60	ER16	WER16	0.60
-070	1~10	28	70	ER16	WER16	0.70
ER20-060	1~13	34	60	ER20	WER20	0.60
ER25-060	2~16	42	60	ER25	WER25	0.70
ER32-060	2~20	50	60	ER32	WER32	0.75
-070	2~20	50	70	ER32	WER32	0.80
BT40 ER11-070	1~7	19	70	ER11	WER11	1.20
-100	1~7	19	100	ER11	WER11	1.25
ER16-070	1~10	28	70	ER16	WER16	1.20
-100/150	1~10	28	100/150	ER16	WER16	1.40/1.60
ER20-080	1~13	34	80	ER20	WER20	1.30
-100/150	1~13	34	100/150	ER20	WER20	1.50/1.80
ER25-080	2~16	42	80	ER25	WER25	1.50
-100/150	2~16	42	100/150	ER25	WER25	1.70/2.10
ER32-060	2~20	50	60	ER32	WER32	1.30
-070	2~20	50	70	ER32	WER32	1.40
-100/150	2~20	50	100/150	ER32	WER32	1.80/2.60
ER40-080	3~26	63	80	ER40	WER40	1.70
-100	3~26	63	100	ER40	WER40	2.20
BT50 ER16-100/150	1~10	28	100/150	ER16	WER16	4.10/4.30
-200/250/300	1~10	28	200/250/300	ER16	WER16	4.60/5.10/5.40
ER20-100/150	1~13	34	100/150	ER20	WER20	4.20/4.50
-200/250/300	1~13	34	200/250/300	ER20	WER20	4.90/5.50/5.90
ER25-100/150	2~16	42	100/150	ER25	WER25	4.20/4.80
-200/250/300	2~16	42	200/250/300	ER25	WER25	5.30/6.10/6.80
ER32-100/150	2~20	50	100/150	ER32	WER32	4.40/5.20
-200/250/300	2~20	50	200/250/300	ER32	WER32	5.90/6.60/7.50
ER40-080	3~26	63	80	ER40	WER40	4.30
-100/150	3~26	63	100/150	ER40	WER40	4.70/5.90
-200/250/300	3~26	63	200/250/300	ER40	WER40	7.10/8.20/9.30

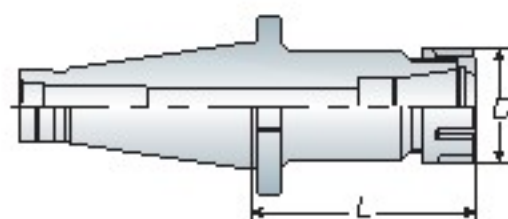


P14- ER Nut

P11- ER Collet

P14- Wrench

Unit: mm



Spring Collet Chuck

彈性筒夾本體

ER

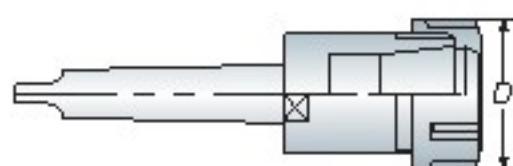
BT / NT
series



- When ordering, please specify the draw bolt for inch size or metric size.
- Wrench must be ordered separately
- 請於訂購時，確認刀桿為英制或公制
- ER 扳手為另購品

Model No.	D	L	Collet Type	Draw Bolt	Weight (kg)
NT30 ER16-076	28	76	ER16	1/2" - 12 M12x1.75P	0.70
ER32-055	50	55	ER32		0.80
ER40-085	63	85	ER40		1.40
NT40 ER16-076	28	76	ER16	5/8" - 11 M16x2.0P	1.20
-100	28	100	ER16		1.30
ER20-076	34	76	ER20		1.40
-100	34	100	ER20		1.40
ER32-050	50	50	ER32		1.10
ER40-055	63	55	ER40		1.40
NT50 ER16-100	28	100	ER16	1" - 8 M24x3.0P	3.30
-150	28	150	ER16		3.50
ER20-100	34	100	ER20		3.30
-150	34	150	ER20		3.70
ER32-058	50	58	ER32		3.20
ER40-058	63	58	ER40		3.20

Unit: mm



Morse Taper Shank - Tang Type

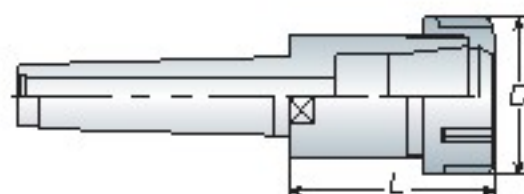
莫氏錐度彈性筒夾本體 - A 型



- Wrench must be ordered separately.
- ER 扳手為另購品

Model No.	D	Collet Type	Weight (kg)
MTA2 ER16	28	ER16	0.20
ER20	34	ER20	0.50
ER25	42	ER25	0.70
MTA3 ER16	28	ER16	0.40
ER32	50	ER32	0.80
ER40	63	ER40	1.30
MTA4 ER32	50	ER32	1.30
ER40	63	ER40	1.70
MTA5 ER40	63	ER40	2.90

Unit: mm



Morse Taper Shank - Draw Bolt Type

莫氏錐度彈性筒夾本體 - B 型



- Wrench must be ordered separately.
- ER 扳手為另購品

Model No.	D	L	Collet Type	Draw Bolt	Weight (kg)
MTB2 ER16-040	28	40	ER16	3/8" - 16 M10x1.5P	0.25
ER20-045	34	45	ER20		0.30
ER25-047	42	47	ER25		0.40
MTB3 ER16-040	28	40	ER16	1/2" - 12 M12x1.75P	0.60
ER32-070	50	70	ER32		0.80
ER40-080	63	80	ER40		1.30
MTB4 ER32-060	50	60	ER32	5/8" - 11 M16x2.0P	1.40
ER40-082	63	82	ER40		1.60
MTB5 ER40-082	63	82	ER40	1" - 8 / M24x3.0P	2.40

Unit: mm



P14- ER Nut

P11- ER Collet

P14- Wrench

BT / NT
series

ER



- Wrench must be ordered separately.
- ER 扳手為另購品



- Wrench must be ordered separately.
- ER 扳手為另購品



- Wrench must be ordered separately.
- ER 扳手為另購品



- Wrench must be ordered separately.
- ER 扳手為另購品



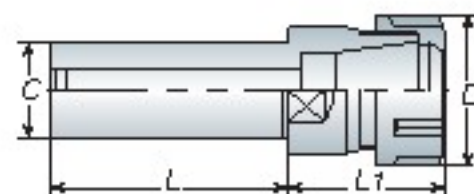
P14- ER Nut

P11- ER Collet

P14- Wrench

Straight Shank Collet Chuck

直柄彈性筒夾本體

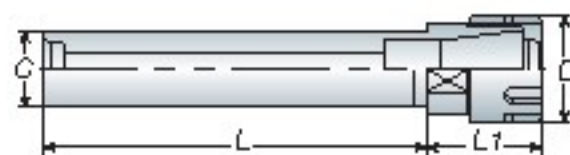


Model No.	C	D	L	L1	Collet Type	Weight (kg)
C20 ER16-050	20	28	50	30	ER16	0.20
-100/150	20	28	100/150	30		0.35/0.45
ER20-050	20	34	50	36	ER20	0.25
-100/150	20	34	100/150	36		0.40/0.50
ER25-050	20	42	50	46	ER25	0.40
-100/150	20	42	100/150	46		0.50/0.70
C25 ER16-100/150	25	28	100/150	30	ER16	0.40/0.70
ER20-100/150	25	34	100/150	36	ER20	0.50/0.75
ER25-100/150	25	42	100/150	46	ER25	0.55/0.80
ER32-080	25	50	80	54	ER32	0.80
ER40-100	25	63	100	55	ER40	1.10
C32 ER25-060	32	42	60	46	ER25	0.70
ER32-100/150	32	50	100/150	54	ER32	1.10/1.40
ER40-100	32	63	100	55	ER40	1.30
C40 ER32-100	40	50	100	54	ER32	1.30
ER40-100	40	63	100	55	ER40	1.60

Unit: mm

Straight Shank Collet Chuck - M Type

直柄彈性筒夾本體 - M 型

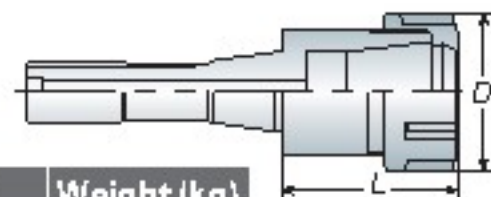


Model No.	C	D	L	L1	Collet Type	Weight (kg)
C16 ER11-050M	16	16	50	12	ER11	0.10
-100M	16	16	100	12		0.20
ER16-050M	16	22	50	18	ER16	0.15
-100M/150M	16	22	100/150	18		0.20/0.30
C20 ER16-050M	20	22	50	18	ER16	0.20
-100M/150M	20	22	100/150	18		0.30/0.40
ER20-050M	20	28	50	19	ER20	0.20
-100M/150M	20	28	100/150	19		0.35/0.50
C25 ER20-050M	25	28	50	19	ER20	0.30
-100M/150M	25	28	100/150	19		0.50/0.60

Unit: mm

R8 Taper Shank

R8 彈性筒夾本體

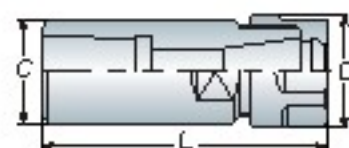


Model No.	D	L	Collet Type	G	Weight (kg)
R8 ER16	28	35	ER16	7/16"x20 UNF	0.60
ER25	42	43	ER25		0.70
ER32	50	60	ER32		0.90
ER40	63	68	ER40		1.40

Unit: mm

Jacobs Female Taper Shank

內孔鑽頭彈性筒夾本體



Model No.	JT No.	C	D	L	Weight (kg)
JT2 ER16-070	JT2	25	28	70	0.20
JT6 ER16-070	JT6	25	28	70	0.20
ER20-070	JT6	34	34	70	0.30

Unit: mm