

**BT / NT**  
series

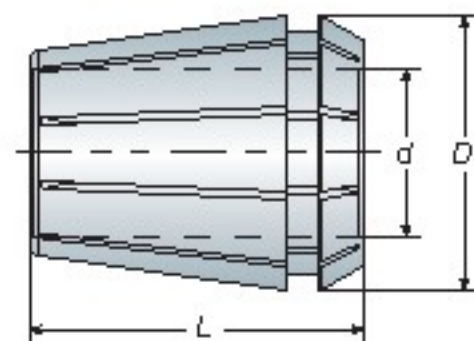
**ER**

# Spring Collet

彈性筒夾



- Collet must be assembled into the clamping nut before inserting into the chuck



### Metric Size

Model No.	D	L	d	Weight (kg)
ER08	8.5	13.5	1, 1.5, 2, 2.5, 3, 3.5, 4, 4.5, 5	0.01
ER11	11.5	18	1, 1.5, 2, 2.5, 3, 3.5, 4, 4.5, 5, 5.5, 6, 6.5, 7	0.01
ER16	17	27	1, 1.5, 2, 2.5, 3, 3.5, 4, 4.5, 5, 5.5, 6, 6.5, 7, 7.5, 8, 8.5, 9, 9.5, 10	0.03
ER20	21	31	1, 1.5, 2, 2.5, 3, 3.5, 4, 4.5, 5, 5.5, 6, 6.5, 7, 7.5, 8, 8.5, 9, 9.5, 10, 10.5, 11, 11.5, 12, 12.5, 13	0.04
ER25	26	35	2, 3, 4, 5, 6, 7, 8, 9, 10, 11, 12, 13, 14, 15, 16	0.07
ER32	33	40	2, 3, 4, 5, 6, 7, 8, 9, 10, 11, 12, 13, 14, 15, 16, 17, 18, 19, 20	0.15
ER40	41	46	3, 4, 5, 6, 7, 8, 9, 10, 11, 12, 13, 14, 15, 16, 17, 18, 19, 20, 21, 22, 23, 24, 25, 26	0.27
ER50	52	60	12, 14, 16, 18, 20, 22, 24, 26, 28, 30, 32, 34	0.45

Unit: mm

### Inch Size

Model No.	D	L	d	Weight (kg)
ER11	11.5	18	1/32, 1/16, 3/32, 1/8, 3/16, 7/32, 1/4	0.01
ER16	17	27	1/32, 1/16, 3/32, 1/8, 3/16, 7/32, 1/4, 5/16, 11/32, 3/8	0.03
ER20	21	31	1/16, 3/32, 1/8, 3/16, 7/32, 1/4, 5/16, 11/32, 3/8, 13/32, 7/16, 1/2	0.04
ER25	26	35	1/16, 3/32, 1/8, 3/16, 7/32, 1/4, 5/16, 11/32, 3/8, 13/32, 7/16, 1/2, 17/32, 9/16, 5/8	0.07
ER32	33	40	3/32, 1/8, 3/16, 7/32, 1/4, 5/16, 11/32, 3/8, 13/32, 7/16, 1/2, 17/32, 9/16, 5/8, 21/32, 11/16, 3/4, 25/32	0.15
ER40	41	46	1/8, 3/16, 7/32, 1/4, 5/16, 11/32, 3/8, 13/32, 7/16, 1/2, 17/32, 9/16, 5/8, 21/32, 11/16, 3/4, 25/32, 13/8, 6, 27/32, 7/8, 15/8, 6, 31/32, 1	0.27

Unit: mm

ER08		ER11		ER16		ER20		ER25		ER32		ER40		ER50	
No.	Range	No.	Range	No.	Range	No.	Range	No.	Range	No.	Range	No.	Range	No.	Range
ER08-01	1.0-0.5	ER11-01	1.0-0.5	ER16-01	1.0-0.5	ER20-01	1.0-0.5	ER25-02	2.0-1.0	ER32-02	2.0-1.0	ER40-03	3.0-2.0	ER50-12	12-10
ER08-1.5	1.5-1.0	ER11-1.5	1.5-1.0	ER16-1.5	1.5-1.0	ER20-1.5	1.5-1.0	ER25-03	3.0-2.0	ER32-03	3.0-2.0	ER40-04	4.0-3.0	ER50-14	14-12
ER08-02	2.0-1.5	ER11-02	2.0-1.5	ER16-02	2.0-1.0	ER20-02	2.0-1.0	ER25-04	4.0-3.0	ER32-04	4.0-3.0	ER40-05	5.0-4.0	ER50-16	16-14
ER08-2.5	2.5-2.0	ER11-2.5	2.5-2.0	ER16-2.5	2.5-2.0	ER20-2.5	2.5-2.0	ER25-05	5.0-4.0	ER32-05	5.0-4.0	ER40-06	6.0-5.0	ER50-18	18-16
ER08-03	3.0-2.5	ER11-03	3.0-2.5	ER16-03	3.0-2.0	ER20-03	3.0-2.0	ER25-06	6.0-5.0	ER32-06	6.0-5.0	ER40-07	7.0-6.0	ER50-20	20-18
ER08-3.5	3.5-3.0	ER11-3.5	3.5-3.0	ER16-3.5	3.5-3.0	ER20-3.5	3.5-3.0	ER25-07	7.0-6.0	ER32-07	7.0-6.0	ER40-08	8.0-7.0	ER50-22	22-20
ER08-04	4.0-3.5	ER11-04	4.0-3.5	ER16-04	4.0-3.0	ER20-04	4.0-3.0	ER25-08	8.0-7.0	ER32-08	8.0-7.0	ER40-09	9.0-8.0	ER50-24	24-22
ER08-4.5	4.5-4.0	ER11-4.5	4.5-4.0	ER16-4.5	4.5-4.0	ER20-4.5	4.5-4.0	ER25-09	9.0-8.0	ER32-09	9.0-8.0	ER40-10	10-9.0	ER50-26	26-24
ER08-05	5.0-4.5	ER11-05	5.0-4.5	ER16-05	5.0-4.0	ER20-05	5.0-4.0	ER25-10	10-9.0	ER32-10	10-9.0	ER40-11	11-10	ER50-28	28-26
		ER11-5.5	5.5-5.0	ER16-5.5	5.5-5.0	ER20-5.5	5.5-5.0	ER25-11	11-10	ER32-11	11-10	ER40-12	12-11	ER50-30	30-28
		ER11-06	6.0-5.5	ER16-06	6.0-5.0	ER20-06	6.0-5.0	ER25-12	12-11	ER32-12	12-11	ER40-13	13-12	ER50-32	32-30
		ER11-6.5	6.5-6.0	ER16-6.5	6.5-6.0	ER20-6.5	6.5-6.0	ER25-13	13-12	ER32-13	13-12	ER40-14	14-13	ER50-34	34-32
		ER11-07	7.0-6.5	ER16-07	7.0-6.0	ER20-07	7.0-6.0	ER25-14	14-13	ER32-14	14-13	ER40-15	15-14		
				ER16-7.5	7.5-7.0	ER20-7.5	7.5-7.0	ER25-15	15-14	ER32-15	15-14	ER40-16	16-15		
				ER16-08	8.0-7.0	ER20-08	8.0-7.0	ER25-16	16-15	ER32-16	16-15	ER40-17	17-16		
				ER16-8.5	8.5-8.0	ER20-8.5	8.5-8.0			ER32-17	17-16	ER40-18	18-17		
				ER16-09	9.0-8.0	ER20-09	9.0-8.0			ER32-18	18-17	ER40-19	19-18		
				ER16-9.5	9.5-9.0	ER20-9.5	9.5-9.0			ER32-19	19-18	ER40-20	20-19		
				ER16-10	10-9.0	ER20-10	10-9.0			ER32-20	20-19	ER40-21	21-20		
						ER20-10.5	10.5-10					ER40-22	22-21		
						ER20-11	11-10					ER40-23	23-22		
						ER20-11.5	11.5-11					ER40-24	24-23		
						ER20-12	12-11					ER40-25	25-24		
						ER20-12.5	12.5-12					ER40-26	26-25		
						ER20-13	13-12								

- ER08 ~ ER20 建議夾持範圍皆為 0.5mm (Suggested clamping range should be 0.5mm)

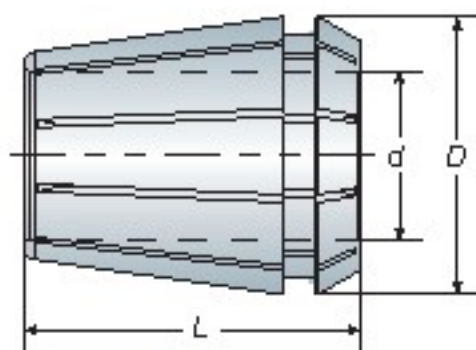
# Spring Collet - Coolant Type

止水型筒夾

# ER-CL

# BT / NT

series



Model No.	D	L	d	Weight (kg)
ER16-CL	17	27	4,5,6,7,8,9,10	0.03
ER20-CL	21	31	4,5,6,7,8,9,10,11,12,13	0.04
ER25-CL	26	35	4,5,6,7,8,9,10,11,12,13,14,15,16	0.07
ER32-CL	33	40	4,5,6,7,8,9,10,11,12,13,14,15,16,17,18,19,20	0.15
ER40-CL	41	46	4,5,6,7,8,9,10,11,12,13,14,15,16,17,18,19,20,21,22,23,24,25,26	0.27

Unit: mm



# Tap Collet

攻牙筒夾

# ER-GB

Ød (mm)	□ (mm)	ER16GB (approx. 0.03kgs/pc)				ER20GB (approx. 0.04kgs/pc)				ER25GB (approx. 0.07kgs/pc)			
		JIS	ISO	DIN371	DIN376	JIS	ISO	DIN371	DIN376	JIS	ISO	DIN371	DIN376
4	3			M3.5			M3.5						
4	3.2	M3				M3							
4.5	3.4			M6			M6					M6	
5	4	M4				M4				M4			
5.5	4.5	M5				M5				M5			
6	4.5	M6, W1/4				M6, W1/4				M6, W1/4			
6	4.9			M5, M6			M5, M6					M5, M6	
6.1	5	W5/16				W5/16				W5/16			
6.2	5	M8				M8				M8			
7	5.5	M10, W3/8			M10	M10, W3/8			M10	M10, W3/8			M10
8	6.2			M8			M8					M8	
8.5	6.5					M12				M12			
9	7.1						M12				M12		
10	8						M10	M10			M10	M10	
10.5	8									M14			
11	9												M14
12	9									W5/8			M16
12.5	10										M16		

Ød (mm)	□ (mm)	ER32GB (approx. 0.15kgs/pc)				ER40GB (approx. 0.27kgs/pc)			
		JIS	ISO	DIN371	DIN376	JIS	ISO	DIN371	DIN376
4.5	3.4			M5					
5	4	M4							
5.5	4.5	M5							
6	4.5	M6, W1/4				M6, W1/4			
6	4.9			M5, M6				M5, M6	
6.1	5	W5/16				W5/16			
6.2	5	M8				M8			
7	5.5	M10, W3/8			M10	M10, W3/8			M10
8	6.2			M8				M8	
8.5	6.5	M12				M12			
9	7.1			M12			M12		
10	8			M10	M10		M10	M10	
10.5	8	M14				M14			
11	9								M14
12	9	W5/8				W5/8			M16
12.5	10			M16				M16	
14	11	M18, W3/4, PT3/8			M18	M18, W3/4, PT3/8			M18
15	12	M20				M20			
16	12			PT1/8	M20			PT1/8	M20
17	13	M22, W7/8				M22, W7/8			
18	14.5								M22, M24
19	15					M24			
20	15					M27, W1, PT5/8			
20	16							M27, M30	M27
22	18								M30



- Please check shank diameter (Ød) and square size (SQ/ □) when ordering.
- 請於訂購時確認攻牙筒夾的柄徑 (Ød) 和四角孔 (SQ/ □)

**BT / NT**  
series

**ER**

## Spring Collet Set

彈性筒夾組



### ER11

Model No.	Specification	PCS/SET	Weight (kg)
ER11-07PCS	1,2,3,4,5,6,7	7PCS/SET	0.30
ER11-13PCS	1,1.5,2,2.5,3,3.5,4,4.5,5,5.5,6,6.5,7	13PCS/SET	0.40

Unit: mm

### ER16

Model No.	Specification	PCS/SET	Weight (kg)
ER16-08PCS	3,4,5,6,7,8,9,10	8PCS/SET	0.50
ER16-10PCS	1,2,3,4,5,6,7,8,9,10	10PCS/SET	0.70
ER16-CL-07PCS	4,5,6,7,8,9,10	7PCS/SET	0.50

Unit: mm

### ER20

Model No.	Specification	PCS/SET	Weight (kg)
ER20-10PCS	4,5,6,7,8,9,10,11,12,13	10PCS/SET	0.70
ER20-12PCS	2,3,4,5,6,7,8,9,10,11,12,13	12PCS/SET	0.80
ER20-CL-10PCS	4,5,6,7,8,9,10,11,12,13	10PCS/SET	0.70

Unit: mm



### ER25

Model No.	Specification	PCS/SET	Weight (kg)
ER25-07PCS	4,6,8,10,12,14,16	7PCS/SET	1.20
ER25-15PCS	2,3,4,5,6,7,8,9,10,11,12,13,14,15,16	15PCS/SET	1.70
ER25-CL-13PCS	4,5,6,7,8,9,10,11,12,13,14,15,16	13PCS/SET	1.50

Unit: mm

### ER32

Model No.	Specification	PCS/SET	Weight (kg)
ER32-06PCS	6,8,10,12,16,20	6PCS/SET	1.60
ER32-11PCS	4,5,6,8,10,12,13,15,16,18,20	11PCS/SET	2.20
ER32-18PCS	3,4,5,6,7,8,9,10,11,12,13,14,15,16,17,18,19,20	18PCS/SET	3.10
ER32-CL-17PCS	4,5,6,7,8,9,10,11,12,13,14,15,16,17,18,19,20	17PCS/SET	3.00

Unit: mm

### ER40

Model No.	Specification	PCS/SET	Weight (kg)
ER40-07PCS	6,8,10,12,16,20,25	7PCS/SET	2.50
ER40-15PCS	4,5,6,8,10,12,13,15,16,18,20,21,22,25,26	15PCS/SET	4.30
ER40-23PCS	4,5,6,7,8,9,10,11,12,13,14,15,16,17,18,19,20,21,22,23,24,25,26	23PCS/SET	6.20
ER40-CL-23PCS	4,5,6,7,8,9,10,11,12,13,14,15,16,17,18,19,20,21,22,23,24,25,26	23PCS/SET	6.20

Unit: mm

# Clamping Nut

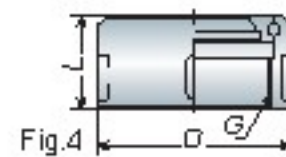
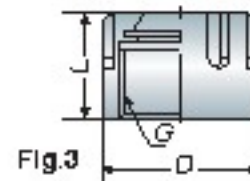
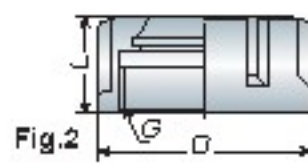
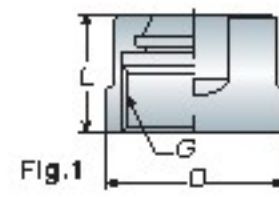
螺帽

ER

BT / NT  
series

	Model No.	FIG.	D	L	G	Collet Type	Weight (kg)
Standard Nut 普通螺帽	CN11	1	19	13	M14x0.75P	ER11	0.01
	CN16	1	28	17.5	M22x1.5P	ER16	0.04
	CN20	1	34	19	M25x1.5P	ER20	0.07
	CN25	2	42	20	M32x1.5P	ER25	0.11
	CN32	2	50	22.5	M40x1.5P	ER32	0.15
	CN40	2	63	29	M50x1.5P	ER40	0.30
CN50	2	78	35	M64x2.0P	ER50	0.50	
M Type Nut M型螺帽	CNM08	3	12	10.8	M10x0.75P	ER08	0.01
	CNM11	3	16	12	M13x0.75P	ER11	0.01
	CNM16	3	22	18	M19x1.0P	ER16	0.02
	CNM20	3	28	19	M24x1.0P	ER20	0.03
Bearing Nut 鋼珠螺帽	CN16-B	4	32	19	M22x1.5P	ER16	0.07
	CN20-B	4	36	21	M25x1.5P	ER20	0.09
	CN25-B	4	43	22	M32x1.5P	ER25	0.13
	CN32-B	4	51	24	M40x1.5P	ER32	0.16
	CN40-B	4	63	29	M50x1.5P	ER40	0.31

Unit: mm



# Wrench

扳手

ER

	Model No.	FIG.	A	C	L	Suit For	Weight (kg)
Standard Wrench 普通扳手	WER11	1	29	17	140	CN11	0.08
	WER16	1	45	25	142	CN16	0.12
	WER20	1	54	30	162	CN20	0.17
	WER25	2	65	37	206	CN25	0.22
	WER32	2	75	46.5	253	CN32	0.30
	WER40	2	90	58	289	CN40	0.36
	WER50	2	110	-	350	CN50	0.70
M Type Wrench M型扳手	WM08	3	13	-	75	CNM08	0.02
	WM11	3	17	8.5	95	CNM11	0.03
	WM16	3	22.5	12.5	117	CNM16	0.05
	WM20	3	28.5	15.5	127	CNM20	0.07
C Type Wrench (for bearing nut) C型扳手 (鋼珠螺帽用)	WER16B	4	32	-	205	CN16-B	0.16
	WER20B	4	36	-	220	CN20-B	0.18
	WER25B	4	43	-	235	CN25-B	0.21
	WER32B	4	51	-	255	CN32-B	0.22
	WER40B	4	63	-	260	CN40-B	0.25

Unit: mm

