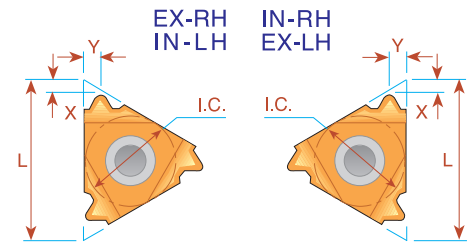
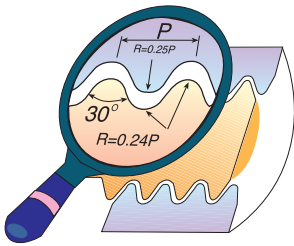


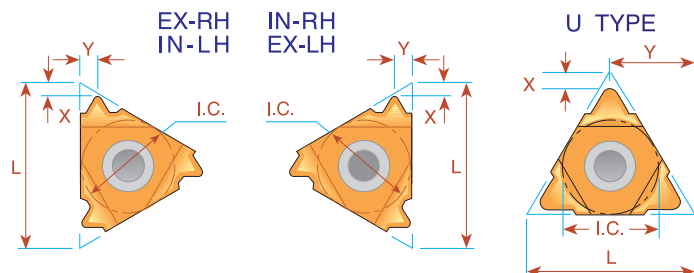
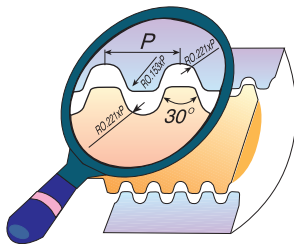
## Round - DIN 405



Pitch TPI	L	I.C. in	EXTERNAL Ordering Code		X	Y	INTERNAL Ordering Code		X	Y
			Right Hand	Left Hand			Right Hand	Left Hand		
10	16	3/8	16 ER 10 RD	16 EL 10 RD	1.1	1.2	16 IR 10 RD	16 IL 10 RD	1.1	1.2
8	16	3/8	16 ER 8 RD	16 EL 8 RD	1.4	1.3	16 IR 8 RD	16 IL 8 RD	1.4	1.4
6	16	3/8	16 ER 6 RD	16 EL 6 RD	1.5	1.7	16 IR 6 RD	16 IL 6 RD	1.4	1.5
6	22	1/2	22 ER 6 RD	22 EL 6 RD	1.5	1.7	22 IR 6 RD	22 IL 6 RD	1.5	1.7
4	22	1/2	22 ER 4 RD	22 EL 4 RD	2.2	2.3	22 IR 4 RD	22 IL 4 RD	2.2	2.3
4	27	5/8	27 ER 4 RD	27 EL 4 RD	2.2	2.3	27 IR 4 RD	27 IL 4 RD	2.2	2.3

Order example: 27 IL 4 RD BMA

## Round - DIN 20400



Pitch mm	L	I.C. in	EXTERNAL Ordering Code Right Hand	INTERNAL Ordering Code Right Hand	X	Y
			4.0	22		
5.0	22	1/2	22 ER 5.0 RD 20400	22 IR 5.0 RD 20400	1.7	1.8
6.0	22	1/2	22 ER 6.0 RD 20400	22 IR 6.0 RD 20400	1.7	2.0
8.0	27U	5/8U	* 27U - 8.0 RD 20400		3.0	13.7
10.0	27U	5/8U	* 27U-10.0 RD 20400		3.4	13.7

Order example: 22 ER 4.0 RD 20400 MXC

\* Same insert for Internal and External Right Hand Thread