



Keyless Drill Chucks

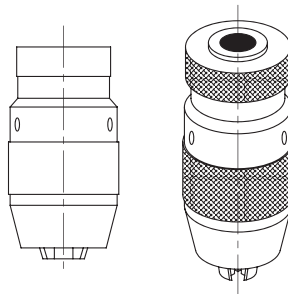


TYPE: XHSP

SPECIAL HEAVY DUTY TYPE

FOR DRILL ONLY , NOT FOR END MILL OR TAP

- Special design & manufacture against for super heavy torque(Clamping capacity) use.
- Owing to inspecting strictly & with excellent RUNOUT Accuracy and quality guanteed the gripping power is double than the general brand.
- Avoid the drill dropped when used in instaneous change of direction and equipped with spanner hole for tightening perfect safety.
- Especially suitable for CNC machining center & milling machine use.
- Accuracy: 50 mm length within 0.05 mm
- The key is optional



OPTIONAL ACCES.

Unit:mm

ORDER NO.	TYPE	Clamping Capacity		Female Taper DIN or Jacobs	OUTER Ø / mm	Length		Wt g	QTY Pcs./ Cu-Ft	N.W/G.W kgs	CODE NO.
		Ø mm	Ø inch			Open B mm	Closed A mm				
11015	8XHSP	0.5-8	0-5 / 16"	B10	34.3	64.8	72.7	320	40/0.6	13/14	3302-002
11016				J1	34.3	64.8	72.7	320	40/0.6	13/14	3302-003
11017				B12	34.3	64.8	72.7	320	40/0.6	13/14	3302-004
11018	10XHSP	1-10	0-3 / 8"	J33	42.4	80.8	91.1	700	40/0.6	28/29	3302-005
11019				J2S	42.4	80.8	91.1	700	40/0.6	28/29	3302-006
11020				B12	42.4	80.8	91.1	700	40/0.6	28/29	3302-007
11021				B16	42.4	80.8	91.1	700	40/0.6	28/29	3302-008
11025	13XHSP	1-13	0-1 / 2"	J6	50.3	93.7	105.3	1030	30/0.6	31/32	3302-009
11026				J33	50.3	93.7	105.3	1035	30/0.6	31/32	3302-010
11027				B16	50.3	93.7	105.3	1030	30/0.6	31/32	3302-011
11028	16XHSP	3-16	1/8 - 5/8"	J6	52	97	110.3	1450	24/0.6	35/36	3302-012
11029				B16	52	96.1	110.3	1450	24/0.6	35/36	3302-013
11030				B18	52	97	110.4	1450	24/0.6	35/36	3302-014
11035				J3	52	100.5	105.3	1450	24/0.6	35/36	3302-015
17000	6XHSP	0.5-6.5	1/64"- 1/4"	B12	34	64.8	72.7	320	40/0.6	13/14	3304-010
17002				J1	34	64.8	72.7	320	40/0.6	13/14	3304-011
17004				B10	34	64.8	72.7	320	40/0.6	13/14	3304-012
11031	Key	13XHSP		OPTIONAL ACCESSES.							3304-001
11032		16XHSP									3304-002
11033		8XHSP									3304-003
11034		10XHSP									3304-004



Keyless Drill Chucks

TYPE: H

FOR DRILL ONLY , NOT FOR END MILL OR TAP

STANDARD TYPE



Unit:mm

- Industrial design especially for life and safety while in operation.
- All hardened parts ensure long term for milling machines and drilling.
- Accuracy: 35 m/m length within 0.08 m/m

ORDER NO.	TYPE	Clamping Capacity		Female Taper DIN or Jacobs	OUTER Ø mm	Length		Wt g	CODE NO.
		Ø mm	Ø inch			Open B mm	Closed A mm		
11061	6H	0-6.5	0-1 / 4"	J1	34	64.8	72.7	410	3302-030
11062				B10	34	64.8	72.7	400	3302-031
11063	8H	0.5-8	0-5 / 16"	J1	34	64.8	72.7	400	3302-032
11064				B10	34	64.8	72.7	400	3302-033
11065	10H	1-10	0-3 / 8"	J2S	42.5	80.8	91.1	720	3302-034
11066				J33	42.5	80.8	91.1	700	3302-035
11067				B12	42.5	80.8	91.1	720	3302-036
11068				B16	42.5	80.8	91.1	700	3302-037
11070	13H	1-13	0-1 / 2"	J6	50.5	93.7	105.3	1070	3302-039
11071				J33	50.5	93.7	105.3	1035	3302-040
11072				B16	50.5	93.7	105.3	1080	3302-041
11073	16H	3-16	1/8 - 5/8"	J6	50.5	93.7	105.8	1070	3302-042
11074				B16	50.5	93.8	105.9	1080	3302-043
11075				B18	50.5	97.7	110	1090	3302-044



Keyless Drill Chucks



TYPE:S

FOR DRILL ONLY , NOT FOR END MILL OR TAP

HEAVY DUTY TYPE S




Extremely high accuracy and precision design, suitable for CNC machines and machine center. All parts are ground,heat treated,surface treated and under specific QC condition.



ORDER NO.	Size	Capacity		Taper Mount No DIN or Jacobs	Length(m/m)		Outer Dia (m/m)	Weight (g)	CODE NO.
		mm	inch		Open	Closed			
12201-1	8S	0.5-8	0-5/16	JT1	68	76	38	460	3302-060
12201-2				JT2S	68	76	38	450	3302-061
12201-3				B10	68	76	38	420	3302-062
12201-4				B12	68	76	38	450	3302-063
12202-1	10S	1-10	0-3/8	JT2	80	92	43	660	3302-064
12202-2				JT33	80	92	43	630	3302-065
12202-3				B10	80	92	43	640	3302-066
12202-4				B12	80	92	43	670	3302-067
12203-1	13S	1-13	0-1/2	JT33	90	102	49	970	3302-068
12203-2				JT6	90	102	49	1020	3302-069
12203-3				B12	90	102	49	1040	3302-070
12203-4				B16	90	102	49	1030	3302-071
12205-1	16S	3-16	1/8-5/8	JT6	97	110	55	1330	3302-073
12205-2				JT3	97	110	55	1330	3302-074
12205-3				B16	97	110	55	1340	3302-075
12205-4				B18	97	110	55	1360	3302-076



Keys Steel



ORDER NO.	Type	Dmm	Lmm	Weight(g)	Packing	CODE NO.
14001	T1	3.2	35	20	Plastic Bag	3304-100
14002	T2	4	42	40		3304-101
14003	T3	5.5	44	45		3304-102
14004	T4	6	45	55		3304-103
14005	T5	6.5	45	50		3304-104
14007	T7	8	50	80		3304-106
14008	T8	9.5	65	150		3304-107
14009	T9	11	100	320		3304-108



Note

CAUTIONS



- CAUTIONS:
- ※ DO NOT USE END MILL AND TAP WITH DRILL CHUCK
 - DRILL CHUCK ONLY CAN PROCESS VERTICAL JOB.
 - ADD COOLANT WHILE HEAVY CUTTING.
 - ※ WHILE PROCESSING:
 - DO NOT MAKE HORIZONTAL MOVEMENT OR ELSE, IT WILL CAUSE 3 JAWS' DEFORMATION.
 - NOT FOR END MILL.



Key Type Drill Chucks



TYPE: G

HIGH PRECISION



- Remarkable products, super precision durable & rigity
- Big outside diameter suit for heavy duty
- The nut and jaws adopt AISI-52100 (bearing steel) and heat-treated, durability
- Precision can be assured.
- The taper is precision ground.
- Accuracy: 90mm length within 0.08 mm
- With keys

ORDER NO.	TYPE	Clamping Capacity		Female Taper DIN or Jacobs	OUTER Ø / mm	Length		Wt g	Key Size	QTY Pcs./ Cu-Ft	N.W/G.W kgs	CODE NO.
		mm	inch			Open B mm	Closed A mm					
10006	G-6H	0.5-6.5	1/64"-1/4"	J1	32	41	50	200	T2	100/0.82	20/21	3303-001
10050	G-13XH	0.5-13	1/64"-1/2"	J6	56	70.5	88	800	P6	36/0.83	30/31	3303-006
10051				B16	56	70.5	88	800	P6	36/0.83	30/31	3303-007
10052				J33	56	70.5	88	800	P6	36/0.83	30/31	3303-008
10068	G-16XH	1-16	1/32"-5/8"	J3	65	81	101	1000	P7	24/0.84	24/25	3303-009
10070				B18	65	81	101	1000	P7	24/0.84	24/25	3303-010
10074	G-19XH	3-19	1/8"-3/4"	J4	70	99.5	126	2150	P7	18/0.83	39/40	3303-011

Key Type Drill Chucks



- Suitable for heavy duty & extra heavy duty.
- For milling machine, lathe, drill machine & wood working machine.
- With keys

ORDER NO.	TYPE	Clamping Capacity		Female Taper DIN or Jacobs	Female Thread Inch or metric	OUTER Ø / mm	Length		Wt g	Key Size	CODE NO.
		mm	inch				Open B mm	Closed A mm			
10001	4H	0.5-4	1/64"-5/32"	JO		22	29	35	120	T1	3303-060
10003	6H	0.5-6.5	1/64"-1/4"	J1		32	40	50	230	T2	3303-062
10004				B10		32	40	50	190	T2	3303-063
10010	10H	1-10	1/32"-3/8"	J2		38	50.5	64	320	T3	3303-065
10011				J2S		38	50.5	64	320	T3	3303-066
10012				B12		38	50.5	64	330	T3	3303-067
10038	13H	1-13	1/32"-1/2"	J2S		47	65	81	520	T5	3303-071
10038-2					3/8-24	47	65	81	520	T5	3303-071-2
10038-3					1/2-20	47	65	81	330	T5	3303-071-3
10039				J6		47	65	81	570	T5	3303-072
10040				B16		47	65	81	580	T5	3303-073
10041	J33		47	65	81	580	T5	3303-074			
10061	16H	1-16	1/32"-5/8"	J6		56	78	96	990	T7	3303-077
10062				J3		56	78	96	960	T7	3303-078
10063				B16		56	78	96	990	T7	3303-079
10064				B18		56	78	96	970	T7	3303-080
10072	19H	3-19	1/8"-3/4"	B22		67.5	89	126	1660	T8	3303-083
10073				J3		67.5	89	126	1680	T8	3303-084
10046	13XH	1-13	1/32"-1/2"	J6	1/2-20	52	69	82	770	T7	3303-086
10079	19XH	1-19		J4		69	94	132	1720	T8	3303-089

Material Analysis Table

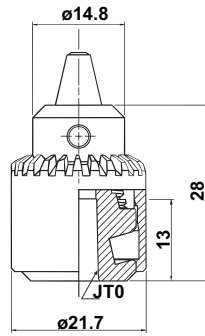
PART NO.	PART NAME	MATERIAL	HEAT TREATED
1	Body	JIS-4051 SAE 1045	HRC45-48
2	Case	JIS-4018 SAE 1018	HRC38-40
3	Jaw	JIS-4051 SAE 1045	HRC52±2
4	Nut	JIS-4051 SAE 1045	HRC61±2

Run-out Accuracy & Torque Inspection Table

Type	4H	5H	6.5H	10H	13H	16H	19H	13XH	19XH
Ødmm	3.5	4.5	6	9	12	15	18	12	18
Lmm	60	80	90	110	140	150	150	140	150
L1mm	40	60	70	85	110	120	120	110	120
Max Run-out	0.15	0.15	0.15	0.15	0.15	0.15	0.15	0.15	0.15
Torque kg-m	18	20	45	75	85	250	300	190	300



Key Type Drill Chucks Stainless

**VERTEX®****TAPER & THREAD MOUNT****NEW**

ORDER NO. 10090

Enlarged photo

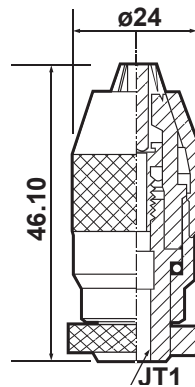
FEATURES:

- Stainless - Anti - Rust
- Good Resistance - Acid Resistance
- Smooth operation
- Suit for EDM, Food, marine industry.

ORDER NO.	TYPE	Clamping Capacity		Female Taper DIN or Jacobs	OUTER Ø / mm	Length		Pitch	Wt g	Key Size	CODE NO.
		mm	inch			Open B mm	Closed A mm				
10090	4KST	0.3-4	1/64-5/32	JT0	22	28	35	5/16"-24	50	T0-3S	3303-100
10091	6KST	0.3-6.5	1/64-1/4	JT1	28.5	40.5	49	3/8"-24	125	T1-3S	3303-101
10092-1	10KST	0.3-10	1/64-3/8	JT2S	39	51	63	3/8"-24	250	T2-3S	3303-102
10092-2				ØD13	37	57	69		250		3303-103
10092-3				ØD15	37	57	69		250		3303-104



Keyless Drill Chucks Stainless

KEYLESS TAPER & THREAD MOUNT**NEW**

ORDER NO. 16001-31

FEATURES:

- Stainless - Anti - Rust
- Good Resistance - Acid Resistance
- Smooth operation
- Suit for EDM, Food, marine industry.

Enlarged photo

ORDER NO.	Size	Capacity		Taper Mount No DIN or Jacobs	Length(m/m)		Outer Dia (m/m)	Weight (g)	CODE NO.
		mm	inch		Open	Closed			
16001-30	3ST	0.3-3	1/64-1/8	JT0	44	50	30	110	3303-111
16001-31				JT1	44	48.5	24	110	3303-112
16001-61	6ST	0.3-6.5	1/64-1/4	JT1	62	68	33	300	3303-113



Keys For Stainless Key Type Drill Chuck

NEW

ORDER NO.	Type	Dmm	Lmm	Weight(g)	Packing	CODE NO.
15001	T0-3S	3.2	60	16		3303-121
15002	T1-3S	4.0	65	40		3303-122
15003	T2-3S	5.5	71	45		3303-123