

NEW



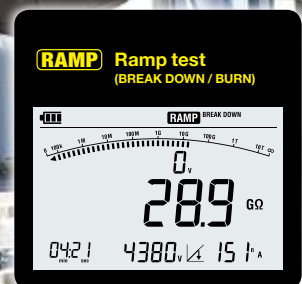
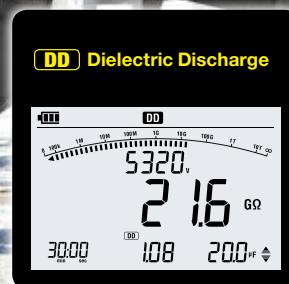
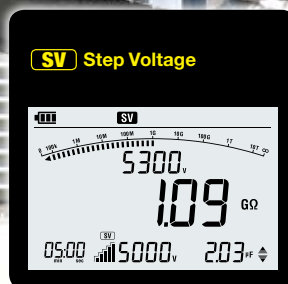
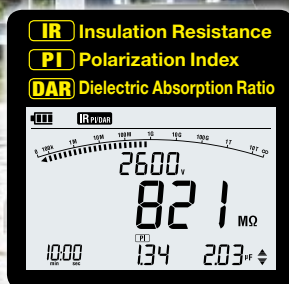
Quality and reliability is our tradition

KYORITSU

Digital High Voltage Insulation Tester KEW 3127



Equipped with the latest Diagnostic Insulation Test!



- Insulation Resistance up to **10TΩ**
- Short-Circuit Current up to **5mA**
- Wide Test Voltage from **250V to 5000V**
- Diagnostic Insulation Tests: IR, PI, DAR, DD, SV, RAMP (Breakdown and Burn modes), Capacitance, Leakage Current
- Wireless communication by **Bluetooth** for transferring and showing real-time data to **PC** and **Android device**
- Memory and Logging functions
- Filter function reduces noise interference for obtaining stable measurements
- Large back light display with Bar-Graph indication
- Robust design for field use with **IP65** (lid closed)
- Powered by rechargeable battery
- Safety Standard IEC61010-1 **CAT.IV 600V**

KYORITSU ELECTRICAL INSTRUMENTS WORKS,LTD.

<http://www.kew-ltd.co.jp>

Specifications

| Insulation resistance | | | | | | |
|-------------------------|---|-------------|---------------------|--------------|-------------------------|--|
| Test Voltage | 250V *1 | 500V | 1000V | 2500V | 5000V | |
| Max measurement value | 9.99GΩ | 99.9GΩ | 199GΩ | 999GΩ | 9.99TΩ | |
| Accuracy | 0.0 - 99.9MΩ | 0.0 - 999MΩ | 0.0 - 1.99GΩ | 0.0 - 99.9GΩ | 0.0 - 99.9GΩ | |
| | ±5%rdg±3dgt | ±5%rdg±3dgt | ±5%rdg±3dgt | ±5%rdg±3dgt | ±5%rdg±3dgt | |
| | 0.1G - 9.99GΩ | 1G - 99.9GΩ | 2G - 199GΩ | 100G - 999GΩ | 0.1T - 9.99TΩ | |
| | ±20%rdg | ±20%rdg | ±20%rdg | ±20%rdg | ±20%rdg | |
| Short circuit current | Max 5.0mA | | | | | |
| Output voltage | Accuracy | -10 - +10% | -10 - +20% | 0 - +20% | | |
| | Variable | - | | | -20% - 0% (5%step) | |
| | Monitor | ±10%rdg±20V | | | | |
| | Voltage measurement | | Current measurement | | Capacitance measurement | |
| Measuring range | AC:30 - 600V (50/60Hz) DC:±30 - ±600V | | 0.00nA - 5.50mA | | 5.0nF - 50.0μF *2 | |
| Accuracy | ±2%rdg±3dgt | | ±10%rdg*3 | | ±5%rdg±5dgt | |
| Power source | Rechargeable Battery (Lead-acid Battery) 12V*4 Charging power : DC 15VA MAX | | | | | |
| Communication Interface | Bluetooth:Ver2.1 + EDR Class2 , USB:Ver1.1 | | | | | |
| Applicable standards | IEC61010-1, 61010-2-030 CAT.IV 600V Pollution degree2, IEC61010-031, IEC61326-1, 2-2 | | | | | |
| Dimension | 208(L) x 225(W) x 130(D) mm (Hard case 380(L) x 430(W) x 154(D) mm) | | | | | |
| Weight | 3127:4kg Approx. (including battery), Total:8kg Approx. (including Accessories) | | | | | |
| Included Accessories | 7165A(Line probe), 7224A(Earth cord), 7225A(Guard cord), 8019(Hook type prod), 8254(Straight type prod), 8327EU(Power adaptor 15V/1A), 9171(Hard case), Instruction manual, Calibration Certificate | | | | | |
| Optional Accessories | 7168A(Line probe with alligator clip:3m), 7253(Longer line probe with alligator clip:15m), 8258(USB communication set), 8302(Adaptor for recorder 1mV/1μA) | | | | | |

*1) IR mode only *2) At 5000V range 5.0nF-25.0μF *3) Determined by resistance and Voltage values (over 10MΩ)

*4) No measurements are possible while charging ※ Bluetooth is a registered trademark of the Bluetooth SIG, Inc.

Included Accessories



EVERYTHING YOU NEED...

KEW3127 comes with everything you need for Insulation Resistance and Diagnostic Test. A full set of accessories, Power adaptor and test leads are included. The instrument also comes in a robust hard case, a quick reference guide on case lid and it is supplied with a calibration certificate.

Diagnostic Insulation Tests

PI Polarization Index

PI = $\frac{\text{Insulation resistance value 10 min. after start}}{\text{Insulation resistance value 1 min. after start}}$

| PI | 4.0 or more | 4.0-2.0 | 2.0-1.0 | 1.0 or less |
|----------|-------------|---------|---------|-------------|
| Criteria | Best | Good | Warning | Bad |

DAR Dielectric Absorption Ratio

DAR = $\frac{\text{Insulation resistance value 1 min. after start}}{\text{Insulation resistance value *15 sec. after start}}$

| DAR | 1.4 or more | 1.25-1.0 | 1.0 or less |
|----------|-------------|----------|-------------|
| Criteria | Best | Good | Bad |

*User-Selectable 15sec. or 30sec. interval

DD Dielectric Discharge

DD = $\frac{\text{Current value 1 min. after completing (mA)}}{\text{Voltage value when a measurement complete (V) x Capacitance (F)}}$

| DD | 2.0 or less | 2.0-4.0 | 4.0-7.0 | 7.0 or more |
|----------|-------------|---------|---------|-------------|
| Criteria | Good | Warning | Poor | Very poor |

Data Communication Function

- Transferring and showing real-time data to PC and Android tablet
- Recorded data can be transferred (PC only)
- Analyzing of the saved data (PC only)



※Free Android software is available on download site

※ Android is a registered trademark of the Google Inc.

Selection Guide

| | 3125 | 3126 | 3127 NEW | 3128 |
|----------------------------|-----------|-----------|----------------------|----------------------|
| Voltage / resistance | 5kV / 1TΩ | 5kV / 1TΩ | 5kV / 10TΩ | 12kV / 35TΩ |
| Short circuit current(max) | 1.3mA | 5mA | 5mA | 5mA |
| PI, DAR | ✓ | ✓ | ✓ | ✓ |
| SV, DD | - | - | ✓+Ramp | ✓ |
| Filter | - | ✓ | ✓ | ✓ |
| Memory / communication | - | - | ✓ | ✓ |
| Power source | LR14 x 8 | LR14 x 8 | Rechargeable Battery | Rechargeable Battery |

Optional Accessories



! Safety Warnings : Please read the "Safety Warnings" in the instruction manual supplied with the instrument thoroughly and completely for correct use. Failure to follow the safety rules can cause fire, trouble, electrical shock, etc. Therefore, make sure to operate the instrument on a correct power supply and voltage rating marked on each instrument.

For inquires or orders :

KYORITSU ELECTRICAL INSTRUMENTS WORKS, LTD.

2-5-20, Nakane, Meguro-ku, Tokyo, 152-0031 Japan
Phone:+81-3-3723-0131
Fax:+81-3-3723-0152
E-mail:info-eng@kew-ltd.co.jp

<http://www.kew-ltd.co.jp>