

NEW

DIGITAL EARTH TESTER KEW 4105DL / KEW 4105DL-H

IP67 DUST & WATER-PROOF RUGGED EARTH TESTER



- 3pole and 2pole Earth Resistance measurement (0.01Ω-2000Ω)
- Waterproof design
- Noise rejection up to 25V rms allows accurate testing in noisy environments
- Rotary Switch makes the user interface very intuitive
- Large LCD Display with Backlight
- LED to monitor correct / non correct auxiliary earth spike resistance
- Earth Voltage Measurement (AC / DC 0-300V)
- CAT IV 100V



IP67

Dust and waterproof:
after use you can wash it to
remove the mud and dust



Innovative Cable reel with wire guide system to facilitate rewinding



Robust forged earth spikes



Adapter to enable use of other test leads

● KEW 4105DL / 4105DL-H Specifications

Earth resistance measurement	20Ω	200Ω	2000Ω
Measuring range	0.00 - 2000 Ω		
Display range	0.00 - 20.99 Ω	0.0 - 209.9 Ω	0 - 2099 Ω
Accuracy*1	±1.5%rdg±0.08 Ω ²		
Auxiliary earth resistance ³	<10 kΩ		
Comparator reference value	10 Ω	100 Ω	500 Ω
Earth voltage measurement			
Measuring range	0.0 - 300.0 V AC (45 - 65Hz) / ±0.0 - ±300.0 V DC		
Display range	0.0 - 314.9 V		
Accuracy	±1%rdg±4dgt		
Applicable Standards	IEC 61010-1 CAT IV 100 V / CAT III 150 V / CAT II 300 V Pollution degree 3 IEC 61010-2-030, IEC 61010-031, IEC 61557-1, -5 IEC 60529 IP67, IEC 61326-1, -2-2 (EMC), EN50581 (RoHS)		
Power source	LR6 (AA)(1.5V)×6		
Dimensions	121(L)×188(W)×59(H) mm (including case lid)		
Weight	Approx. 690g (including batteries and case lid)		
Accessories for 4105DL (Cable Reel Set Model)	7267 (Cable reel for Earth resistance tester (red)) 7268 (Cable reel for Earth resistance tester (yellow)) 7271 (Earth resistance test leads) 7127B (Simplified measurement probe) 8041 (Auxiliary earth spikes[2 spikes / 1set]), 9121 (Shoulder strap) 9190 (Carrying case), LR6 (AA)×6, Instruction manual		
Accessories for 4105DL-H (Hard Case Model)	7266 (Earth resistance test leads [red-20m, yellow-10m, green-5m / 1set]) 7127B (Simplified measurement probe) 8041 (Auxiliary earth spikes[2 spikes / 1set]), 9121 (Shoulder strap) 9191 (Hard case), LR6 (AA)×6, Instruction manual		
Optional	7272 (Precision measurement Cord set) 8259 (Adapter for measurement terminal)		

*1 For precision measurement, auxiliary earth resistance should be 100 Ω ±5% or less.

*2 At simplified measurement add ±0.10 Ω to the specified accuracy.

*3 Accuracy within the auxiliary earth resistance: ±5%rdg±10dgt.

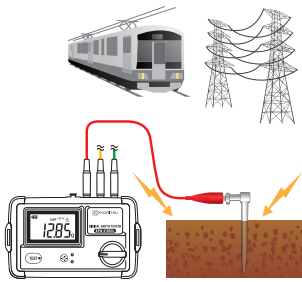
● 4105DL Included Accessories



● 4105DL-H Included Accessories



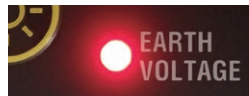
Strong noise rejection!



Noise rejection up to 25V rms allows accurate testing in noisy environments.

Earth voltage warning

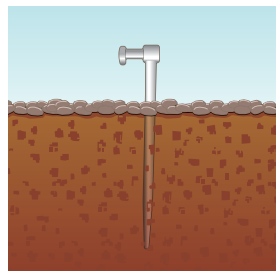
A red LED comes on if an external voltage is detected.



[LED light comes on if:]

Frequency	Voltage
0 - 10Hz	> 10 V
10 - 100Hz	> 25 V
100 - 400Hz	> 5 V

Robust steel made earth spikes



Earth measurements are possible up to 100kΩ* of auxiliary earth spikes resistance.

* 20 Ω range 10 kΩ, 200 Ω range 50 kΩ, 2000 Ω range 100 kΩ.

Auxiliary earth resistance check

4105DL checks if the auxiliary earth resistance is:

Too high at S(P) terminal



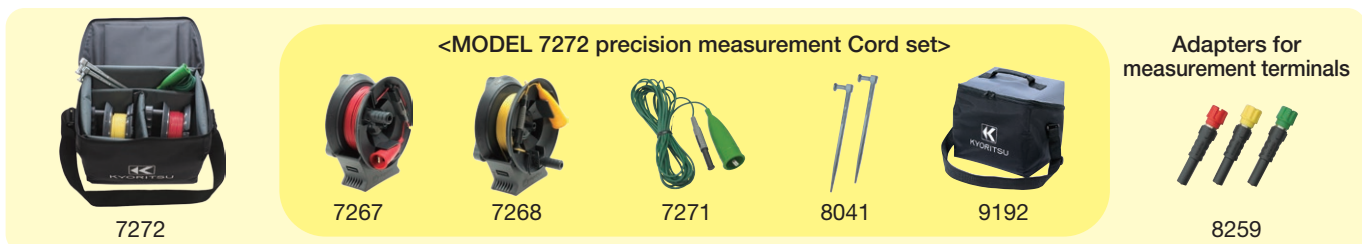
Too high at H(C) terminal



Within allowable range (Green LED OK)



● Optional Accessories



! Safety Warnings : Please read the "Safety Warnings" in the instruction manual supplied with the instrument thoroughly and completely for correct use. Failure to follow the safety rules can cause fire, trouble, electrical shock, etc. Therefore, make sure to operate the instrument on a correct power supply and voltage rating marked on each instrument.

■ For inquires or orders :

KYORITSU ELECTRICAL INSTRUMENTS WORKS, LTD.

2-5-20, Nakane, Meguro-ku, Tokyo, 152-0031 Japan
Phone:+81-3-3723-0131
Fax:+81-3-3723-0152
E-mail:info-eng@kew-ltd.co.jp

<http://www.kew-ltd.co.jp>