

Mini-Com[®] Modular Patch Panels with Faceplates

specifications

Modular patch panels shall consist of a metal panel with molded snap-in faceplates which can be front releasable. Patch panels shall accept all Mini-Com[®] Modules for UTP, STP, fiber, or A/V applications and shall mount to standard 19" racks. Patch panels shall be available in 24 and 48-port standard density and 72-port high density. Angled patch panels shall be designed at an optimum angle to help route the cable.



technical information

Mounting options:	Mounts to standard EIA 19" racks or 23" racks with optional extender brackets
Material:	Stamping is CRS and faceplate is ABS
Packaging:	Packaged with appropriate pre-installed snap-in faceplates, a set of mounting screws (#12-24), and label/label cover where applicable

key features and benefits

Removable faceplates	Allow front accessibility to installed modules for easy moves, adds, and changes
Modular	Accepts all Panduit [®] Mini-Com [®] Modules to mix and match media types in the same panel
Angled design	Allows cable to flow to each side of the rack and minimizes the need for horizontal cable managers by enabling patch cords to be routed directly into vertical cable managers which leads to increased closet density
Recessed design	Eliminates patch cord interference with cabinet doors and improves bend radius protection
Optional label	Available with and without labels to accommodate various needs
Optional strain relief bars	Help support and manage cables
Optional filler panels	Fill unused rack openings to provide a clean and consistent look
High density	More modules per rack space

applications

Mini-Com[®] Modular Patch Panels are ideal for multi-media applications; they accept all Mini-Com[®] Modules, which can be accessed through the front of the panel to snap in and out for easy moves, adds, and changes. Various styles and port densities available to fit most needs; labeling feature available on select styles. Angled patch panels are

available for applications in which rack space is limited. The design allows cable to flow to each side of the rack, minimizing the need for horizontal cable managers and increasing the density of the rack space.

Patch Panels with Labels

24-port, 1 RU, includes six CFFPL4 faceplates:	CPPL24WBLY
48-port, 2 RU, includes twelve CFFPL4 faceplates:	CPPL48WBLY
24-port, 1 RU, includes four 6-port faceplates:	CPPL24M6BLY
48-port, 2 RU, includes eight 6-port faceplates:	CPPL48M6BLY
72-port, 2 RU (high-density), includes six 12-port faceplates:	CPPL72WBLY

Patch Panels without Labels

24-port, 1 RU, includes six CFFP4 faceplates:	CPP24WBLY
48-port, 2 RU, includes twelve CFFP4 faceplates:	CPP48WBLY

Angled Patch Panels with Labels

24-port, 1 RU, includes six CFFPL4 faceplates:	CPPLA24WBLY
48-port, 2 RU, includes twelve CFFPL4 faceplates:	CPPLA48WBLY
72-port, 2 RU (high-density), includes six 12-port faceplates:	CPPLA72WBLY

Recessed Patch Panels with Labels

24-port, 1 RU, includes six CFFPL4 faceplates:	CPPL24WRBLY
---	-------------

Label Options for Patch Panels with CFFPL4 and CFFP4 Faceplates

Laser/ink Jet:	C261X035Y1J
TDP43ME:	C261X035Y1T
PanTher[™] LS8E:	C261X035Y1C
Cougar LS9:	T038X000FJC-BK

Label Options for Patch Panels with CFPLM6BL Faceplates

Laser/ink Jet:	C390X030Y1J
TDP43ME:	C390X030Y1T
PanTher[™] LS8E:	C390X030Y1C
Cougar LS9:	T031X000FJC-BK

Strain Relief Bars

Straight:	SRBS19BL-XY
Extended, 2":	SRB19BLY
With hook and loop ties:	SRBM19BLY
With adjustable clips:	SRBWCY
Deep, 5":	SRB19D5BLY
Deep, 7":	SRB19D7BLY
Multi-depth:	SRB19MDBL

Rack Filler Panels

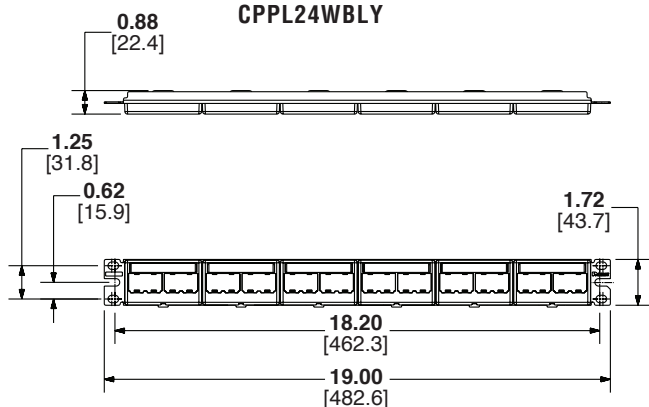
See www.Panduit.com or catalog for rack filler panel options.

Extender Brackets

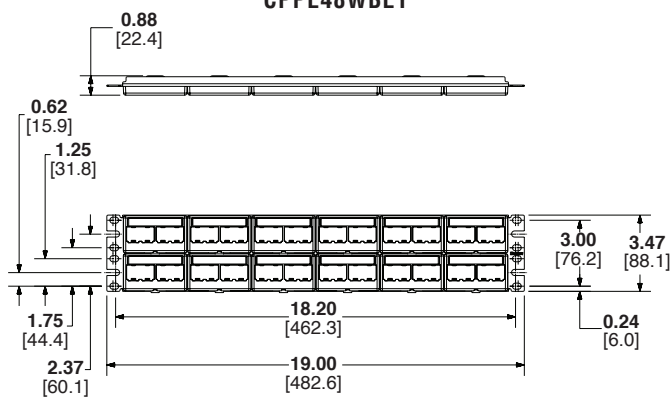
1 RU:	PEB1
2 RU:	PEB2

Mini-Com® Modular Patch Panels with Faceplates

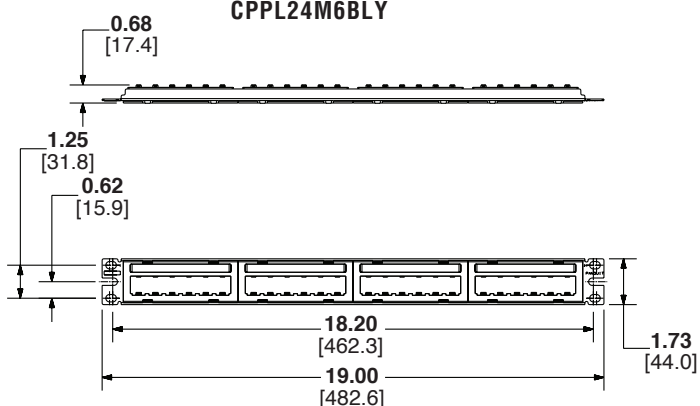
CPPL24WBLY



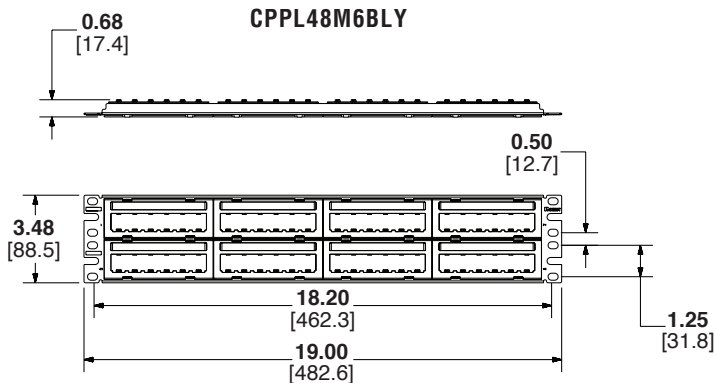
CPPL48WBLY



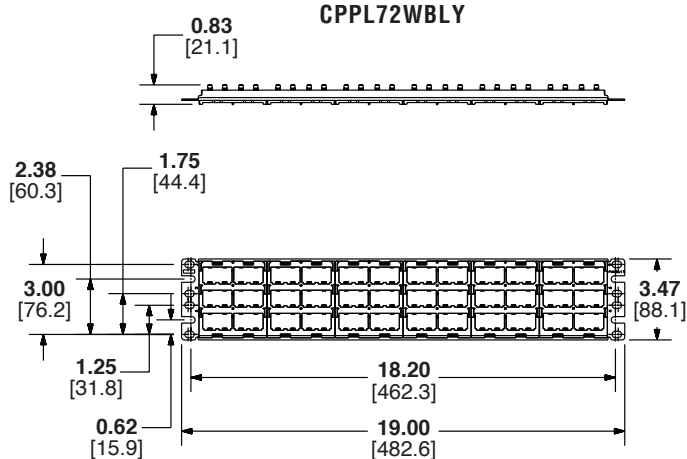
CPPL24M6BLY



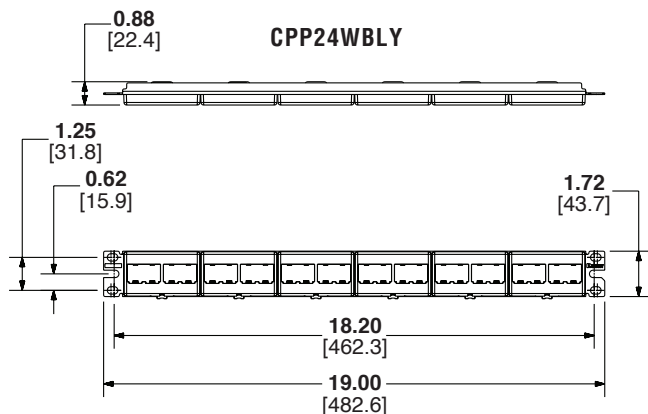
CPPL48M6BLY



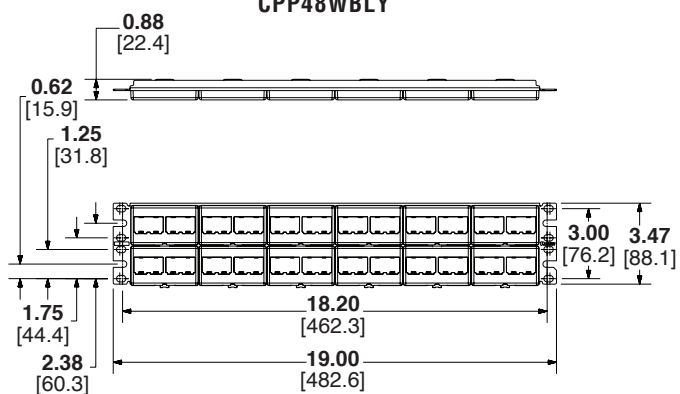
CPPL72WBLY



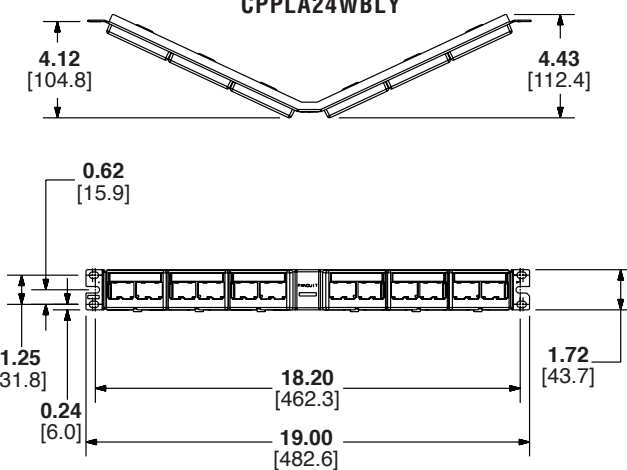
CPP24WBLY



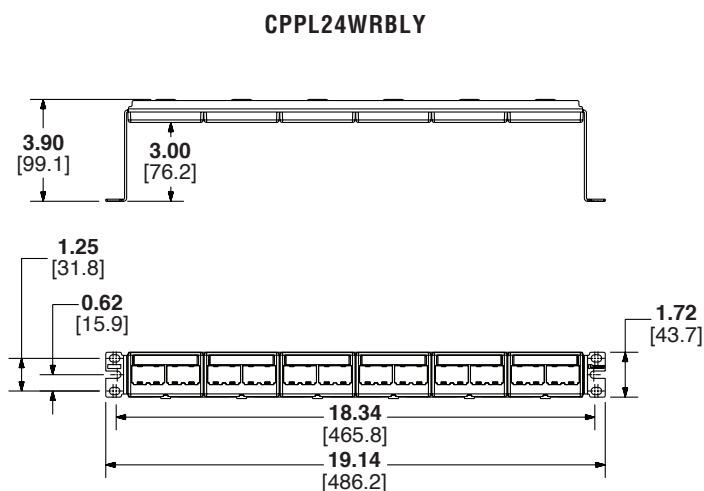
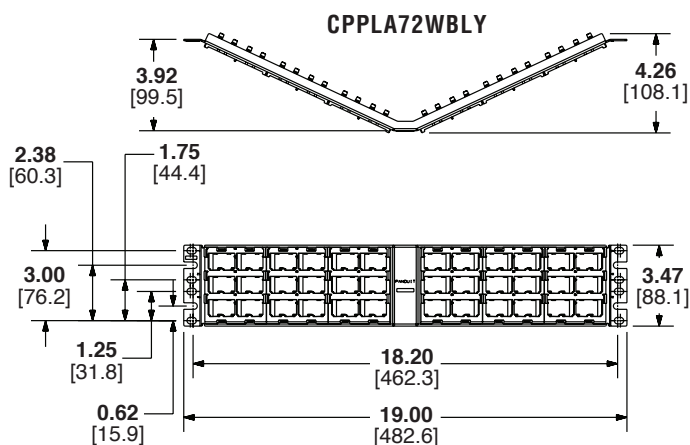
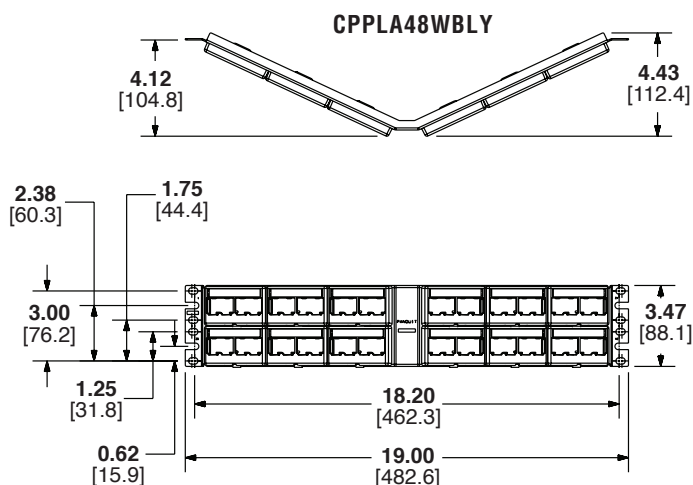
CPP48WBLY



CPPLA24WBLY



Mini-Com® Modular Patch Panels with Faceplates



Dimensions are in inches. [Dimensions in brackets are metric].

WORLDWIDE SUBSIDIARIES AND SALES OFFICES

PANDUIT US/CANADA
Phone: 800.777.3300

PANDUIT EUROPE LTD.
London, UK
Phone: 44.20.8601.7200

PANDUIT SINGAPORE PTE. LTD.
Republic of Singapore
Phone: 65.6305.7575

PANDUIT JAPAN
Tokyo, Japan
Phone: 81.3.6863.6000

PANDUIT LATIN AMERICA
Guadalajara, Mexico
Phone: 52.33.3777.6000

PANDUIT AUSTRALIA PTY. LTD.
Victoria, Australia
Phone: 61.3.9794.9020

For a copy of Panduit product warranties, log on to www.panduit.com/warranty

For more information
Visit us at www.panduit.com
Contact Customer Service by email: cs@panduit.com
or by phone: 800.777.3300

PANDUIT®

©2020 Panduit Corp.
ALL RIGHTS RESERVED.
OTSP29--WW-ENG
Replaces WW-OTSP23
3/2020