



Premise[®] 200 SC

THIS IS A PESTICIDE ADVERTISEMENT
TO BE HANDLED BY TRAINED PERSONNEL ONLY.

Creates a treated zone for the control of termite colony

Hints on how to make termites feel unwelcome

- Do not build up soil or garden beds against the house.
- Do not stack timber or other materials against the house.
- Do not store wooden materials beneath the house.
- Make sure that there is good access for inspection around and under the house, especially against the walls.
- Fix leaking downpipes and gutters and ensure good drainage around and under the house.
- Allow for adequate sub-floor ventilation.
- Have a regular, at least annual, inspections by your licensed pest control operator.

Special Features and Benefits

- ✓ Provides an effective and reliable Treated Zone.
- ✓ Spreads well in soil.
- ✓ Slow-acting thus allowing transfer effect to termites.
- ✓ Kills termites even at low rates.
- ✓ Water based SC formulation.

DIRECTIONS OF USE: Premise 200SC is a nicotinoid insecticide which acts as a contact and stomach poison. **Off-label use is an offence.**

| To protect timber from termite infestation. | | | |
|--|--|-------------------------------|--|
| MATERIAL | PEST | USAGE RATE 10 LITRES WATER | METHOD OF TREATMENT |
| Timber | Termite (<i>Coptotermes curvignathus</i>) | 13 ml | Spray or paint surface of dried timber or soak in mixture for 30 minutes. |
| To protect build-up areas against termite during construction. | | | |
| PRE-CONSTRUCTION SITE | PEST | USAGE RATE 10 LITRES WATER | METHOD OF TREATMENT |
| Build-up areas incl. foundation footings | Termite (<i>Coptotermes curvignathus</i>) | 13 - 25 ml | Spray at 5 litres/m ² . Spray onto foundation before installing floor slabs. Use the higher rate for longer protection. |
| To protect established building against termite attack. | | | |
| POST-CONSTRUCTION PLACE | PEST | USAGE RATE 10 LITRES WATER | METHOD OF TREATMENT |
| Ground level build-up areas covered by slab | Termite (<i>Coptotermes curvignathus</i>) | 13 - 25 ml | Drill holes 50cm apart along the wall, 15cm away from walls. Pump into each hole 5 - 6 litres of the solution. Use the higher rate for longer protection. |

Remarks:
At usage rate of 13 ml, Premise 200 SC provides 2 years protection.
At usage rate of 25 ml, Premise 200 SC provides 5 years protection.

For more information please contact:

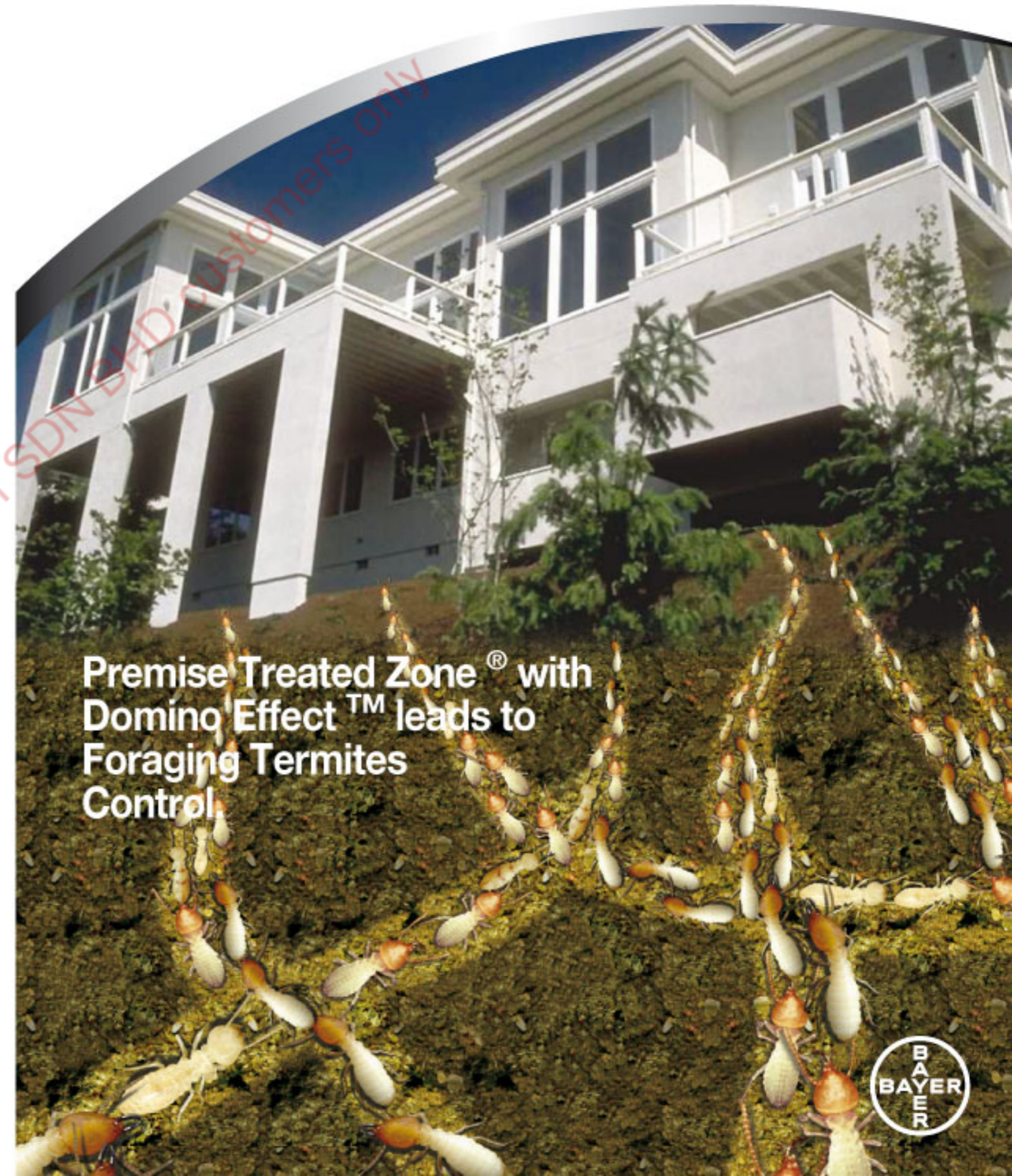


FOR TERMITE CONTROL

Bayer Co. (Malaysia) Sdn Bhd (7563 M)
B-19-1 & B-19-2, The Ascent Paradigm,
No. 1, Jalan SS 7/26A, Kelana Jaya,
47301 Petaling Jaya, Selangor, Malaysia.
Tel.: 03-7801 3121 Fax: 03-7886 3993
Email: es.malaysia@bayer.com

READ THE LABEL BEFORE USE

JIRP. E/0217/061



**Premise Treated Zone[®] with
Domino Effect[™] leads to
Foraging Termites
Control.**





Premise[®]
200 SC




Premise[®]
200 SC

Creates a treated zone for the control of termite colony.

Premise 200 SC is the product of years of extensive research and development by Bayer Germany.

Premise 200 SC is the termiticide from Bayer that pest control operators are using. Premise 200 SC provides a complete treated zone around your house against intruding termites - a feature we call Lateral Soil Movement.



Premise 200 SC
12-inch spacing

Any termiticide is less effective if there are gaps in the treated area. Lateral Soil Movement (LSM), however, helps Premise 200 SC achieve a more complete treated zone.

LSM refers to movement in all directions in the soil. Because of its moderate water solubility, imidacloprid moves with the wetting front of the soil. Then as the soil dries, it binds with the soil particles, ensuring a continuous treated zone.

An underground system of Mass Transit

Termites probe through the soil until they come in contact with a food source, a process known as "random foraging." From their colonies, these foragers can travel as far as 5.4 - 6.0 metres. Once a food source is located, they build a path to start their system of transporting the food back to the colony. In most cases, termites never expose themselves to light or open air, making their detection during feeding nearly impossible. Even in crossing over non-soil matter such as concrete, they will build tubes composed of soil particles to keep themselves protected.

Everything is then in place for a system of mass food transportation. Thousands of termites will travel back and forth from the food source to the nest, carrying with them the sustenance the colony needs to survive. Termite colonies work as interdependent units - they all rely on each other for survival. Premise 200 SC interferes with this instinctive social behavior, contributing to the termites' demise.

Treated Zone Termiticide

Historically, when termites came in contact with a termiticide, they were controlled by one of two means. The termites are either killed or they were repelled. Termites that are repelled may find other untreated points of entry and attack your home.

Enhanced protection for your home

Pre-construction treatment:

- Protects your property even before it is built.

Post-construction treatment:

- Creates a treated zone around and under the building foundation.

Premise 200 SC, a Non-Repellent Chemical

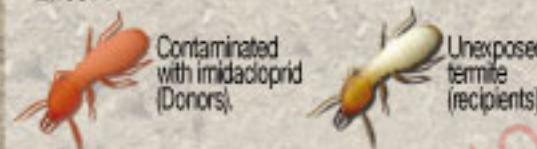
When Premise 200 SC is applied to the soil, a treated zone is created. Termites cannot detect the treated zone, so they enter it and are immediately affected.

The active ingredient of Premise 200 SC - imidacloprid, binds to the nicotinic acetylcholine receptors at the nervous systems which leads to paralysis and eventual death.

Premise 200 SC affects termite ability to withstand infection by preventing their natural grooming behavior. The pathogens naturally occurring in the soil now have the opportunity to attack, infect and kill these disabled termites.

Premise 200 SC typically takes a few days to kill termites, contaminated termites continue to interact with other members of the termite colony and in doing so pass on some of the active ingredient to many other termites.

Once a few termites have become contaminated many other termites can catch it from them - this is what we call the "Domino Effect".



3. Through continuing interaction of the termites, the active ingredient - imidacloprid is transferred within the colony, the nest itself.



PREMISE 200 SC TREATED ZONE

1. Foraging termites are not repelled and enter treated zone.

2. Termites contaminated with Premise 200 SC from treated zone is a major means of moving the active ingredient - imidacloprid from the treated zone throughout the colony.

Untreated soil



Premise 200 SC causes termites to succumb to disease and death by naturally occurring organisms.

TERMITE COLONY

The 'red coloured contaminated termites' is only an illustration.

Treated Zone that Leaves No Gaps

To stop the termites' feeding process, pest control professionals apply Premise 200 SC around and directly beneath the foundation of your house. The most effective treatment is the one that provides the most continuous treated zone between your home and the foraging termites. So to provide maximum protection, pest control professionals may drill holes in the floor and trench or trench and rod around the outside of your house to inject the termiticide which should then distribute throughout the soil along the foundation creating a seamless, treated zone.

Creating a Treated Zone Involves



Concrete slabs have to be drilled.



Holes are drilled at a distance of 50 cm.



Premise 200 SC injected through slab. Each hole is filled with 5 liters solution.