

Revolution.

PQA820 | MACROTEST G1&G2 | HTANALYSIS



Artificial Intelligence.

Thanks to the creation of App HTanalysis it is possible to interface HT last generation instruments with tablets and smartphones. **HTanalysis** is a professional software allowing to display and look at measurements or recordings on your devices then sharing them on HTCloud database.

HTanalysis permits to create professional reports complete with pictures, texts, video and voice notes. Interfacing the instrument with your device's display you can look at a fast and detailed tracking of the recorded quantities on touch-screen.

PQA820

- › It enables you to display **recordings of voltage, current, power, harmonics, THD%, cosphi and frequency.**
- › It enables you to display **all waveforms, vector diagrams and harmonics instantly.**
- › It enables you to **store all recordings into HTCloud database sharing them through mail as well.**

MACROTEST G1&G2

- › It enables you to create **reports complete with pictures, videos, text and voice notes, store them into HTCloud database and share them through mails.**





Share.
**Whenever, whatever
and wherever.**

Install App HTanalysis to avail yourself of **HTCloud** database and **share** measurement results and recordings with your colleagues **from any place on the planet.**





MACROTEST G1 & G2

I'm pure technology.
Touch me, please.



Clear answer.
Complying or not.

Save time!
You will take half time!

Color Touch Screen
with icon intuitive
graphics

USB
UNIVERSAL SERIAL BUS
Wi-Fi
and USB

kW
Power
measurement

App HTanalysis
for iOS™
and Android™

Share.
Whenever,
whatever and
wherever*

You can enter
voice notes,
text notes
and pictures*

100%
"Made in Italy"
technology
and quality

- **One instrument for all electrical safety tests** according to **IEC/EN61557-1**.
- **Earth resistance** with 2- or 3-pole **volt-ampere method** in TT, TN and IT systems, **non-trip earth loop impedance measurement**.
- **Measurement of electrical parameters in single phase installations** (V, A, W, VAR, VA, PF)

- **Continuity** measurement of protective conductors.
- **Soil resistivity**.
- **Insulation resistance** measurement.
- **Stackless earth ground resistance measurement** with T2100 (optional).

* Using HTanalysis App for iOS™ or Android™ on Tablet or Smartphone. The App can be downloaded for free on AppStore™ or Playstore™

** Optional accessory RCDX10 for testing industrial RCDs up to 10A.

Earth Ground Resistance

The **Macrotest Series** easily measures **earth ground** (2 and 3 Point Method) and **soil resistivity** (4 Point Method) with an easy to understand **graphical user interface** and **color touchscreen**.

The meter can **store** internally **up to 999 measurements**. The included software enables **easy data transfer to a computer, tablet or phone** via **built-in Wi-Fi** or **USB** connection where it can be archived or used to **generate reports**.

The **HTAnalysis application** allows users, in **real time**, to **view, analyze, upload** and **share measurements** on the **HT Cloud**. This is a **free app** that is available to all.

The **Macrotest Series** provides a **complete set of easy to use measurements**.

The Macrotest Series utilizes the **three point test** (fall of potential), which measures **earth ground resistance** as required by **equipment manufacturer specifications** and as mandated by **national code requirements** for proper grounding. The **two point test** is used to test **grounding wires resistance** and **connection points resistance** between ground system elements (i.e. wires and electrodes). The tester can also be used to **test soils** for a **new ground system design** with the 4-point.

More than one earth.

In addition to volt ampere method other testing modes can be adopted as follows:

- › **Stackless earth ground resistance measurement with T2100 (optional)**

MacrotestG3 adopts an innovative method for earth resistance measurement eliminating the worry of finding a place for auxiliary earth rods. Earth resistance measurement will be easier thanks to an algorithm HTEarth storing all measurements effected with clamp T2100 and calculating earth resistance value without disconnecting rods.

- › **Soil resistivity**

It measures soil resistivity (ρ) with 4-pole Wenner method.



Earth resistance measurement by Volt-ampere method



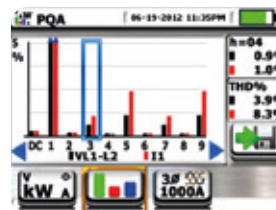
Measurement with clamp T2100

Power and Load Analysis

- › **Single Phase** and **Three Phase** balanced systems
- › **Voltage, Current and frequency** measurement
- › **Active power, reactive power** and **apparent power** measurement
- › **Cosphi, power factor** measurement
- › **THD%** and **Harmonics analysis** up to 25th



Power Analysis



Harmonics Analysis up to 25th



Insulation resistance

- AUTO function
- Rapid setting of **limit values** and **test voltages** through virtual keyboard.
- Setting of **Timer** for the test
- **Test voltage** 50, 100, 250, 500, 1000 VDC



Selection of test voltage and minimum limit value



Selection of AUTO or TIMER measuring mode



Insulation measurement outcome

Continuity of protection conductors with 200mA

- Calibration of measuring cables
- Rapid setting of **limit values** through virtual keyboard.
- Setting of **Timer** for the test



Negative outcome



Selection of maximum resistance value



Selection of AUTO or TIMER measuring mode

Evolution of saving.

- Virtual keyboard to enter comments.
- Saving on file structure.
- **New detailed reports** with **TopView** software.



Saving with file tree



Entering comments on measurements



Transfer of data to PC by TopView software

HTanalysis™ and HTCloud™

App HTanalysis will change your working concept.

During testing you can:

- Dictate comments orally
- Associate a picture or a video to each measurement
- Review and customize your measurements

HTCloud will enable you to **share your measurements with everybody.**



Cross references

Functions	MACROTEST G1	MACROTEST G2
Insulation with 1000VDC test voltage		•
Insulation with 500VDC test voltage		•
Insulation with 250VDC test voltage		•
Insulation with 50, 100VDC test voltage		•
Continuity of earth conductors with 200mA	•	•
Earth resistance with 2-pole and 3-pole	•	•
Earth resistance with ring mode	•**	•**
Ground resistivity with 4-pole	•	•
Measurement of electrical parameters (V, A, W, VAR, VA, PF)	• ¹	• ¹
Harmonic analysis up to 25 th order and THD% calculation	• (25 th) ¹	• (25 th) ¹
Help on line	•	•
Internal memory to save measures	•	•
Optical/USB port for PC connection	•	•
Built-in WiFi communication interface	•	•
Hard carrying case	Optional	Optional

Kit MACROTEST G1



- Macrotest G1 <
- T2100 Clamp <
- VA504 Hard case <

Kit MACROTEST G2



- Macrotest G2 <
- T2100 Clamp <
- VA504 Hard case <



Tech specs

Continuity with 200mA

Measuring range: 0,01Ω ÷ 99,9Ω
 Accuracy: ±(5.0% reading + 3 digits)
 Test current: > 200mA (R ≤ 2Ω)
 Open circuit voltage: 4V ≤ V_o ≤ 12V

Insulation resistance

Test voltage: 50, 100, 250, 500, 1000VDC
 Measuring range: 0.01MΩ ÷ 99.9MΩ (50V)
 0.01MΩ ÷ 199.9MΩ (100V)
 0.01MΩ ÷ 499MΩ (250V)
 0.01MΩ ÷ 999MΩ (500V)
 0.01MΩ ÷ 1999MΩ (1000V)

Basic accuracy: ±(2.0% reading + 2 digits)
 Test current: > 1mA on 1kΩ x V_{nom} (50, 100, 250, 1kV)
 > 2.2mA on 230kΩ @ 500V
 Short circuit current: <6.0mA for each test voltage

Line/Loop Impedance (L-L, L-N, L-PE)

Measuring range: 0.01Ω ÷ 199.9Ω
 Resolution: 0.01Ω min (0.1mΩ with optional accessory IMP57)
 Accuracy: ±(5.0% reading + 3 digits)
 Test voltage: 100 ÷ 265V (L-N) / 100 ÷ 460V (L-L), 50/60Hz
 Maximum test current: 5.81A (@265V); 10.10A (@457V)
 Selectable MCB protections: curves B, C, D, K
 Selectable fuse protections: type aM and gG
 Insulating material (test I2t): PVC, butyl rubber, EPR, XLPE

Earth resistance and ground resistivity

Measuring range R: 0.01Ω ÷ 49.99kΩ
 Measuring range ρ: 0.60Ωm ÷ 3.14MΩm
 Accuracy: ±(5.0% reading + 3 digits)
 Test current: 10mA, 77.5Hz
 Open circuit voltage: <20Vrms

Measurement of environmental parameters (with optional probes)

Air temperature (°C/°F): -20.0 ÷ 60.0 °C / -4.0 ÷ 140.0 °F
 Relative humidity: 0% ÷ 100%RH
 Illuminance (Lux): 0.001lux ÷ 20klux
 Accuracy: ±(2.0% reading + 2 digits)

Measurement of main parameters and harmonics (PQA)

AC TRMS Voltage		
Range (V)	Resolution (V)	Accuracy
15.0 ÷ 459.9	0.1 V	± (1.0%rdg + 1dgt)

Allowed crest factor ≤ 1.5 • Frequency 42.5 ÷ 69.0 Hz

Frequency		
Range (Hz)	Resolution (V)	Accuracy
42.5 ÷ 69.0	0.01 V	±(2.0%rdg + 2dgt)

Allowed voltage: 15.0 ÷ 459.9V • Allowed current: 5%FS clamp ÷ FS clamp

AC TRMS Current			
FS clamp	Range (A)	Resolution (A)	Accuracy
≤10A	5% FS ÷ 9.99	0.01	1ph: ±(1.0%rdg + 3dgt) 3ph: ±(2.0%rdg + 5dgt)
10A ≤ FS ≤ 200	5% FS ÷ 199.9	0.1	
200A ≤ FS ≤ 3000	5% FS ÷ 2999	1	

Range: 5 ÷ 999.9 mV • Values under 5mV are zeroed • Allowed crest factor ≤ 3 • Frequency: 42.5 ÷ 69.0 Hz

Active Power (@ 230V in 1Ph systems, 400V in 3 Ph systems, cosphi=1, f=50.0Hz)			
FS clamp	Range (kW)	Resolution (kW)	Accuracy
≤10A	0.000 ÷ 9.999	0.001	1ph: ±(2.0%rdg + 5dgt) 3ph: ±(2.5%rdg + 8dgt)
10A ≤ FS ≤ 200	0.00 ÷ 999.99	0.01	
200A ≤ FS ≤ 1000	0.0 ÷ 999.9	0.1	
1000A ≤ FS ≤ 3000	0 ÷ 999.9	1	

Reactive Power (@ 230V in 1Ph systems, 400V in 3 Ph systems, cosphi=0, f=50.0Hz)			
FS clamp	Range (kVAR)	Resolution (kVAR)	Accuracy
≤10A	0.000 ÷ 9.999	0.001	1ph: ±(2.0%rdg + 7dgt) 3ph: ±(3.0%rdg + 8dgt)
10A ≤ FS ≤ 200	0.00 ÷ 999.99	0.01	
200A ≤ FS ≤ 1000	0.0 ÷ 999.9	0.1	
1000A ≤ FS ≤ 3000	0 ÷ 999.9	1	

Power Factor (@ 230V in 1Ph systems, 400V in 3 Ph systems, f=50.0Hz)		
Range	Resolution	Accuracy
0.70c ÷ 1.00 ÷ 0.70i	0.01	±(4.0%rdg + 10dgt) if I ≤ 10% FS ±(1.0%rdg + 7dgt) if I > 10% FS

Power Factor (@ 230V in 1Ph systems, 400V in 3 Ph systems, f=50.0Hz)		
Range	Resolution	Accuracy
0.70c ÷ 1.00 ÷ 0.70i	0.01	±(4.0%rdg + 10dgt) if I ≤ 10% FS ±(1.0%rdg + 7dgt) if I > 10% FS

Voltage Harmonics (@ 230V in 1Ph systems, 400V in 3 Ph systems, f=50.0Hz)			
Range (%)	Resolution (%)	Order	Accuracy
0.1 ÷ 100.0	0.1	01 ÷ 25	±(5.0%rdg + 5dgt)

Frequency of fundamental: 42.5 ÷ 69 Hz, DC accuracy not declared.

Current Harmonics (f=50Hz)			
Range (%)	Resolution (%)	Order	Accuracy
0.1 ÷ 100.0	0.1	01 ÷ 9 10 ÷ 17 18 ÷ 25	±(5.0%rdg + 5dgt) ±(10.0%rdg + 5dgt) ±(15.0%rdg + 10dgt)

General specifications

Power supply	6x1.2V rechargeable type AA NiMH or 6x1.5V type AA alkaline
Battery life	> 550 test (alkaline)
Display	320x240 resistive color LCD with touch screen
Memory	999 locations, 3 marker levels
PC interface	optical/USB and Wi-Fi (with optional accessory C2013)
Dimensions (L x D x H)	225 x 165 x 75 mm / 8.8 x 6.5 x 2.9 in
Weight (including batteries)	1.2 kg / 2.5 lb
Safety	IEC/EN61010-1, double insulation
Pollution degree	2
Mechanical protection	CAT III 240V, max 415V among inputs
Reference standards	IEC/EN61557-1-2-3-4-5-6-7
Working temperature	0° ÷ 40°C / 32° ÷ 104°F
Working humidity	<80%RH
Storage temp.	-10° ÷ 60°C / 14° ÷ 140°F
Storage humidity	<80%RH



Standard accessories

- **C2033X** 3-banana to Shuko plug cable
- **KITGSC5** Kit including 4 cables, 4 alligator clips and 2 test leads
- **KITTERNE** Soft carrying bag containing 4 cables and 4 earth rods
- **PT400** Stylus
- **BORSA2051** Soft carrying bag
- **TOPVIEW2006** PC software and optical-to-USB connection cable C2006
- **YABAT0003000** Rechargeable NiMH battery 1.2V, AA, 6 pcs
- **Quick user's guide**
- **User's manual** on CD-ROM
- **Calibration certificate** ISO9000



Optional accessories

- **HT96U** Transducer for AC currents (including leakage current)
0 ÷ 1, 0 ÷ 100, 0 ÷ 1000A AC
- **T2100** Earth ground clamp transducer
- **PR400** Remote switch probe
- **SP-0400** Free hands kit
- **606-IECN** Magnetic adapter for connection to screw heads

PR400



T2100



HT96U



P Q A 8 2 0



Power analysis and energy saving evolve. In one finger.



383 parameters recorded simultaneously



Suitable to any environment



Self-powered



Wi-Fi and USB



HAnalysis App for iOS™ and Android™



Share. Any style, place and time*



Multimedia notes



100% "Made in Italy" technology and quality

- › **Turn your smartphone or tablet into the most advanced power and energy consumption analyzer in the world.**
- › **3 system types:** Single-phase, 3-wire Three-phase, 4-wire Three-phase.
- › **Easy to set up** directly from Smartphone or Tablet.
- › **Technology and straightforwardness.** Immediate display of all recordings and simple analysis thanks to rapid gestures and detailed zoom on all quantities.

- › **Real Time.** Instant display of all wave forms, harmonics, vector diagrams and summary function for a prompt reading of the most important parameters.
- › **Energy saving.** Discover absorption capacity of all your equipment with one click and save energy.
- › **383 parameters which can be displayed simultaneously.**
- › **Jump function.** Relation between time and frequency domains or between power and energy consumed available instantly.

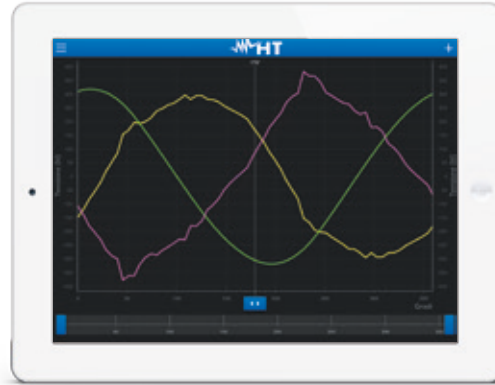
* Using HAnalysis App for iOS™ or Android™ on Tablet or Smartphone. The App can be downloaded for free on AppStore™ or Playstore™



P Q A 8 2 0

Live. Real time analysis.

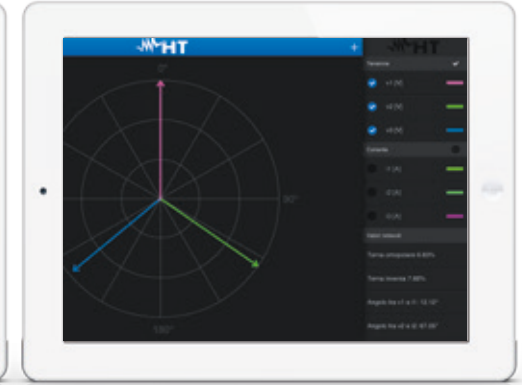
Using Wi-Fi connection you can display wave forms, vector diagrams, harmonics and all electrical parameters for each phase on your tablet/smartphone/PC.



Voltage and current wave forms



Current and voltage harmonics



Voltage and current vector diagram



Zoom, Zoom, Zoom! Enlarge, jump, analyze. Two fingers needed.

PQA820 helps to dispel the myth that recording analysis is quite complex.

App HTanalysis makes it simple and clear.

Using **ZOOM Functions** you can thoroughly display all the recorded quantities. **JUMP Function** permits to display harmonics in any recording step just by clicking on the quantity.

HTanalysis App can be downloaded for free on AppStore™ or Playstore™



Zoom on voltage and current drop.



Jump Function
1. Click on arrow close to the value under test.



Jump Function
2. Go to real time harmonic values.

Unstoppable.

UNLIMITED battery life.

PQA820 gets self-powered during measurement recordings. This feature eliminates all problems related to limited life of standard batteries so avoiding employment of external power supplies.



We see everything.

PQA820 is capable of recording 383 parameters simultaneously on THREE-PHASE and SINGLE-PHASE 3 or 4 Wire systems. Thanks to softwares TopView and HTAnalysis (App for tablet and smartphone) you can display the tracking of all the recorded quantities, which can be selected from menu such as: voltages, currents, frequencies and powers, THD%, harmonics up to 49th, cosphi and voltage breaks. Trouble-shooting and pre-emptive service have never been achieved so easily and immediately.

IP65. Rain doesn't scare us.

PQA820 is not afraid of the weather. Thanks to its heavy-duty and waterproof case the instrument is well protected and can be used in any environment.

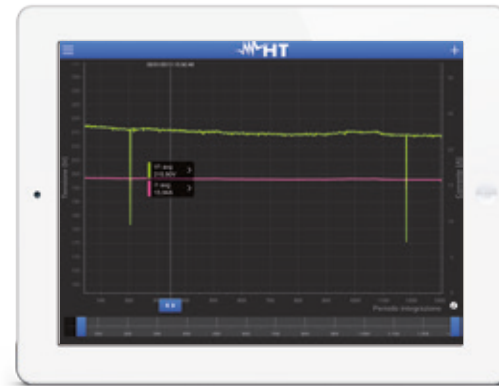


IP65 - Waterproof and resistant to extreme weather conditions.

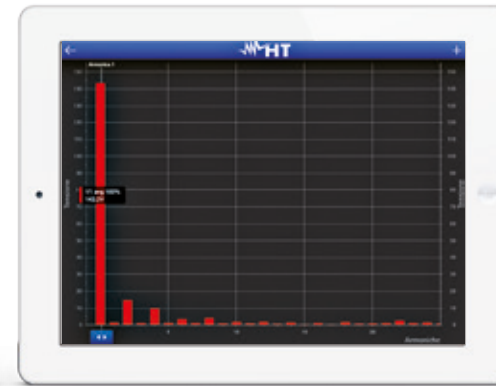


We work, you save up.

PQA820 is capable of recording all active, reactive and apparent powers over a long period, comparing them with cosphi, THD%, harmonics and power factor. Reduction of energy dissipation will be possible thanks to the HTAnalysis App.



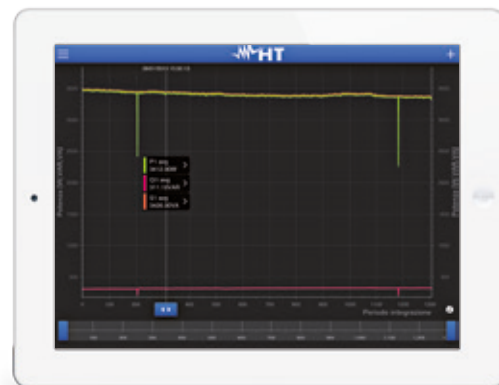
Tracking of the main quantities.



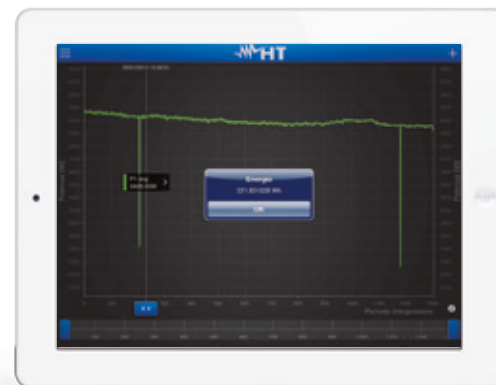
Harmonics up to 49th.



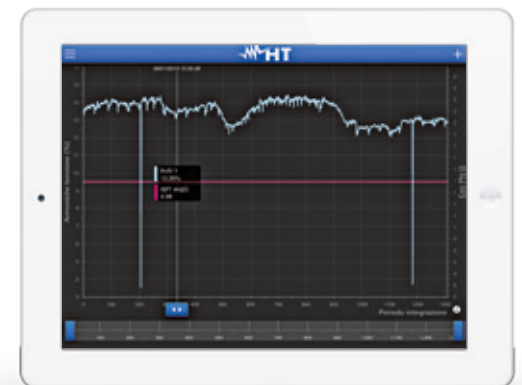
Tracking of all harmonics.



Tracking of powers.



Jump function to check how much energy was consumed.



Example of analysis on THD% and power factor.

Functions

- DC/AC TRMS voltage (4 inputs)
- DC/AC TRMS current (4 inputs)
- DC and AC active, reactive, apparent power
- Active, reactive, apparent energy
- Power factor and cosPhi
- Analysis of voltage/current harmonic up to 49th order
- Voltage anomalies (sag, swell) with 10 ms resolution
- Voltage unbalance
- LED indication of phase sequence
- Frequency
- Parameter data table, graphs, harmonic histograms, voltage and current phasors with PC or iPad/iPhone and Android device connection
- Max 383 parameters simultaneously selectable
- Recording with integration period ranging between 5s and 60 min

Electrical Specifications

AC TRMS Voltage

Measuring range: 10.0V ÷ 265.0V (L-N)
50.0 ÷ 460.0V (L-L)
Basic accuracy: ±(0.5% reading + 0.2V)
Frequency: 42.5Hz ÷ 69.0Hz

Voltage anomalies (sags, swells)

Measuring range: 15.0V ÷ 265.0V (L-N)
Basic accuracy: ±(1.0% reading + 2 digits)
Time resolution: 10ms @ 50Hz
Time accuracy: ±1/2 period

AC/DC TRMS Current – Standard transducer (STD)

Transduced voltage range: 5.0mV ÷ 9999mV
Resolution: 0.1 mV
Basic accuracy: ±(0.5% reading)
Frequency: 42.5Hz ÷ 69.0Hz

DC and AC Active, Reactive, Apparent power

Measuring range: 0.000 ÷ 9999 kW/kVAR/kVA
Resolution: 0.001 kW/kVAR/kVA
Basic accuracy: ±(0.7% reading)

Active, Reactive energy

Measuring range: 0.000 ÷ 9999 kW/kVAR/kVA
Resolution: 0.001 kW/kVAR/kVA
Basic accuracy: ±(0.7% reading)

Power factor (Cosphi)

Measuring range: 0.20 ÷ 1.00
Resolution: 0.01
Basic accuracy: 0.6° ÷ 1.0°

Voltage/Current harmonics

Range: DC ÷ 49th order
Resolution: 0.1V / 0.1A
Basic accuracy: ±(5.0% reading + 2 digits) for DC ÷ 25th order
Frequency: 42.5Hz ÷ 69.0Hz

General Specifications

Simultaneously recorded parameters

- Line to Neutral and Line to Line voltages, DC voltage
- Voltage anomalies (sags, swells)
- Line current, Neutral current, DC current
- Voltage/Current harmonics
- Phase and total Active, Reactive, Apparent power
- Phase and total power factor and cosphi
- Phase and total Active energy (class 2 EN61036)
- Phase and total Reactive energy (class 3 IEC1268)
- Maximum number of selectable parameters: 383
- Maximum number of voltage anomalies: 65530
- Integration period: 5, 10, 30s, 1, 2, 5, 10, 15, 60 min
- Recording duration: > 30 days (IP = 10 min)
- Power supply: rechargeable Li-ION battery
- External power supply: 100 ÷ 415V, 50/60 Hz
- PC interface: USB and WiFi
- Dimensions (L x D x H): 245 x 210 x 110mm 9.6 x 8.3 x 4.3in
- Weight (including batteries): 1.5 kg / 3.3lb
- Safety: IEC/EN61010-1, double insulation
- Pollution degree: 2
- Mechanical protection: IP65
- Measuring category: CAT IV 300V, max 415V among inputs
- Reference standards: EN50160
- Working temperature: 0° ÷ 40°C / 32° ÷ 104°F
- Working humidity: <80%RH
- Storage temperature: -10° ÷ 60°C / 14° ÷ 140°F
- Storage humidity: <80%RH




245 mm



210 mm

110 mm



210 mm

Standard accessories

- **KITMPPACW** Set of 4 measuring cables
- **KITMPPACC** Set of 4 alligator clips
- **606-IECN** Adapters with magnetic ends, 4 pcs.
- **HTFLEX33L** 0÷100A, 0÷1000A AC flexible clamp, 174mm, 4 pcs.
- **TOPVIEW2007** PC Windows software + USB cable
- **BORSA2051** Carrying case
- **Quick user's guide**
- **User's manual** on CD-ROM
- **Calibration certificate** ISO9000

KITMPPACW



KITMPPACC



606-IECN (4 pcs)



HTFLEX33L (4 pcs)



Optional accessories

- **HP30C2** Clamp transducer 0÷200A, 0÷2000A AC, diameter 70mm
- **HT96U** Clamp transducer 0÷1A, 0÷100A, 0÷1000A AC, diameter 54mm
- **HT98U** Clamp transducer 1000A/1V DC, diameter 50mm
- **HP30D1** Clamp transducer 1000A/1V DC, diameter 83mm
- **HT903** Box 3 x 1 5A/1V for connection to external CTs
- **ACONBIN** Adapter for clamp transducers

HP30C2



HP30D1



HT96U



HT98U




ACONBIN





M A C R O T E S T G 1 & G 2





P Q A 8 2 0



 **HT ITALIA S.R.L.**

Via della Boaria, 40
48018 Faenza (RA) Italia
T **+39 0546 621002**
F **+39 0546 621144**
E-mail export@htitalia.it
ht-instruments.it

 **HT INSTRUMENTS AMERICAS LLC**

3145 Bordentown Avenue
W3, Parlin, NJ 08879
USA
Tel. **1 719 421 9323**
E-mail: sales@ht-instruments.us
ht-instruments.us

 **HT INSTRUMENTS GMBH**

Am Waldfriedhof, 1b
D-41352 Korschenbroich, Deutschland
Tel. **+ 49 (0)2161 564 581**
Fax **+ 49 (0)2161 564 583**
E-mail: info@ht-instruments.de
ht-instruments.de

 **HT INSTRUMENTS SA**

C/ Legalitat, 89
08024 Barcelona, España
Tel. **+34 93 4081777**
Fax **+34 93 4083630**
E-mail: info@htinstruments.es
ht-instruments.es