



CO2DT(-R)

CO₂-transmitter for duct mounting

Duct transmitter for measuring carbon dioxide concentration in air. Measuring range 0...2000 ppm and output signal 0...10 V DC (CO2DT) or relay output (CO2DT-R).

- Infrared technology (NDIR)
- CO₂-level 0...2000 ppm measuring range
- Good long term stability

CO2DT and CO2DT-R are CO₂-transmitters with patented auto-calibration, intended for duct mounting. The sensing element is mounted in the cover-part of the casing and the probe is in the shape of a venturi tube with two air channels.

The air in the ventilation duct is transported to the sensing element through one half of the probe and then back to the duct through the other half.

Mounting

To ensure proper function, make sure that the cover is properly fastened and that the cable gland makes a tight seal around the cable.

The transmitter should be placed in the air flow direction of the ventilation duct according to the marks on the cover.

Applications

The CO₂-level gives a direct indication of the indoor air quality. This information can be used to control ventilation with high precision and improve the air quality. By increasing the supply air only when it is necessary, it is possible to minimise energy costs.

CO2DT(-R) can for example be used to control ventilation in residential and office areas.

- Simple installation and service friendly housing
- Probe only 12 mm diameter
- Auto-calibration

Measuring principle

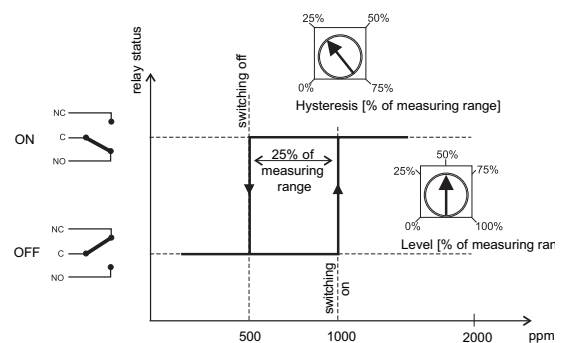
The CO₂-concentration is measured with infrared light. This technique has several advantages:

- Very high accuracy
- Exact identification of the detected gas
- Low risk of contamination
- Short response time
- Good long term stability
- Long calibration interval (> 5 years)

Supply voltage and output

The supply voltage is 24 V AC/DC and the output signal is 0...10 V DC (CO2DT) or change-over relay (CO2DT-R).

Hysteresis and level for CO2DT-R



Models

CO2DT	CO ₂ -transmitter for duct mounting with analogue output
CO2DT-R	CO ₂ -transmitter for duct mounting with relay output

Technical data

Supply voltage	24 V AC +/- 20%, 50...60 Hz or 15...35 V DC
Power consumption	3 W
Ambient temperature	-5...55°C
Ambient humidity	0..90% RH, non condensating
Temperature dependance	Typ. 2 ppm CO ₂ / °C
Storage temperature	-20...60°C
Measuring principle	NDIR (Non-Dispersive Infrared Technology)
Long term stability	Typ. 20 ppm / year
Response time	< 120 s
Warm-up time	< 5 min
Protection class	IP65 with probe downwards, otherwise IP20
CE	This product conforms with the requirements of European EMC standards CENELEC EN61000-6-1 and EN61000-6-3 and carries the CE mark.
Measuring range	0...2000 ppm
Inaccuracy (at 20°)	< ± (50 ppm + 2% of measuring value)
Output signal	
CO2DT	0...10 V DC referring to 0...2000 ppm
CO2DT-R	Relay output 50 V AC/60 V DC

Calibration

Calibration interval	More than five years. No calibration necessary on installation.
Calibration	The transmitter is calibrated by Regin

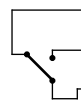
Wiring

CO2DT

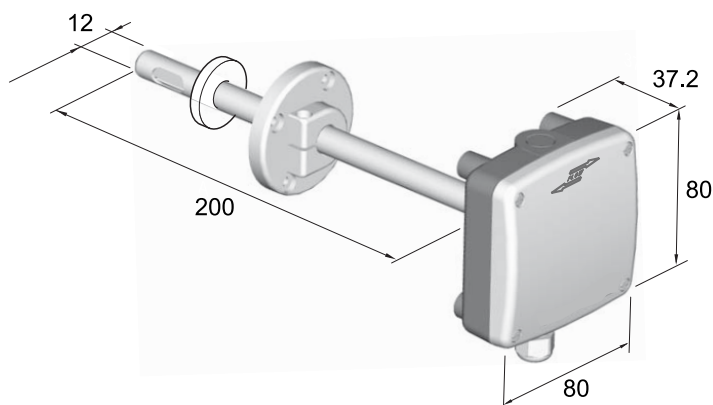
1	Supply voltage 24 V AC/DC
2	System neutral
3	Signal neutral
4	Output 0...10 V DC, corresponding to 0...2000 ppm CO ₂

CO2DT-R

1	Supply voltage 24 V AC/DC
2	System neutral
3	Common
4	Normally open
5	Normally closed



Dimensions (mm)



Head Office Sweden
 Phone: +46 31 720 02 00
 Web: www.regin.se
 Mail: info@regin.se

Sales Offices
 France: +33 14 171 46 46
 Hong Kong: +852 24 07 02 81
 Singapore: +65 67 47 82 33

REGIN

THE CHALLENGER IN BUILDING AUTOMATION