

37° Flared Tube Fittings



Contents

Tube Cap Assembly - TCA



A-92

Nuts - N



A-92

Male Connectors - CM



A-92

Female Connectors - CF



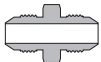
A-94

Unions - U



A-95

Large Hex Unions - HU



A-95

Reducing Adapters - RA



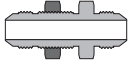
A-95

Sleeves - SL



A-95

Bulkhead Unions - BU



A-96

Bulkhead Lock Nuts - BN



A-96

Tube Caps - TC



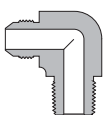
A-96

Tube Plugs - TP



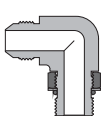
A-96

Male Elbows - LM



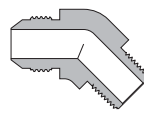
A-97

Adjustable Male Elbows - LP



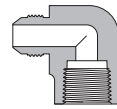
A-97

45° Male Elbows - VM



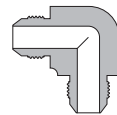
A-98

Female Elbows - LF



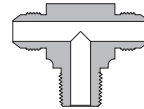
A-98

Union Elbows - LU



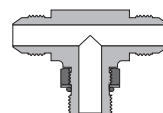
A-99

Male Branch Tees - TTM



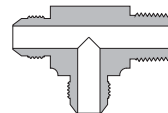
A-100

Adjustable Male Branch Tees - TTP



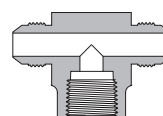
A-100

Male Run Tees - TMT



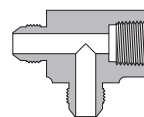
A-101

Female Branch Tees - TTF



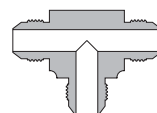
A-101

Female Run Tees - TFT



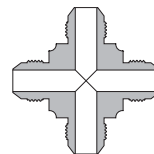
A-102

Union Tees - TTT



A-102

Union Crosses - C



A-103

Features

- ⦿ Fittings are designed and manufactured in compliance with SAE J514
- ⦿ The hardened threads with smooth surface finish avoid galling and help to extend the fitting service life
- ⦿ Radius junction design for elbows provides smooth flow path
- ⦿ Stainless steel nut threads are silver-plated to minimize the friction with the body threads
- ⦿ Every fitting is marked with size, material and heat number
- ⦿ Fittings are easy to disconnect and retighten
- ⦿ All male threads are protected by plastic caps

Technical Data

- ⦿ Size range from 1/8" to 2" and 3 mm to 50 mm.
- ⦿ Thread Specification:

Thread Type	Reference Specification
NPT	ASME B1.20.1, SAE AS71051
Unified (SAE)	ASME B1.1, SAE J475

- ⦿ The working temperature of FITOK 37° flare tube fittings is the same as that of FITOK 6 series tube fittings.
- ⦿ Working Pressure:

Nom. SAE Dash Size	Nom. Tube O.D. Size (in.)	37° Flare St. Thread	SAE St. Thread Union and Bulkhead (psig/bar)
2	1/8	5/16-24	5000 (345)
3	3/16	3/8-24	5000 (345)
4	1/4	7/16-20	5000 (345)
5	5/16	1/2-20	5000 (345)
6	3/8	9/16-18	5000 (345)
8	1/2	3/4-16	4500 (310)
10	5/8	7/8-14	3500 (241)
12	3/4	1 1/16-12	3500 (241)
14	7/8	1 3/16-12	3000 (207)
16	1	1 5/16-12	3000 (207)
20	1 1/4	1 5/8-12	2500 (172)
24	1 1/2	1 7/8-12	2000 (138)
32	2	2 1/2-12	1500 (103)

1. Working pressures given are for fittings of stainless steel only. Contact FITOK Group or our authorized distributors for working pressure of other materials.
2. Four times safety factor applied for above working pressure.

Materials

Material	Bar Stock	Forging	Designator
316 Stainless Steel	ASTM A276 ASME SA479, EN 1.4401	ASTM A182, ASME SA182, EN 1.4401	SS
Aluminum	ASTM B211	ASTM B247	AL
Brass	ASTM B16/B453	ASTM B283	B
Carbon Steel	ASTM A108	ASTM A105	CS

Ordering Information

Add the material designator as a prefix to the basic ordering number to get the complete ordering number.

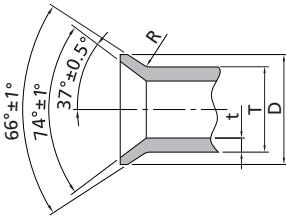
For example:

1. Male connector with 1/4" tube, 1/4 NPT thread and 316 stainless steel material, the complete ordering number is **SS-CM-AN4-NS4**.
2. Sleeve with 6 mm tube and 316 stainless steel material, the complete ordering number is **SS-SL-AN6M**.

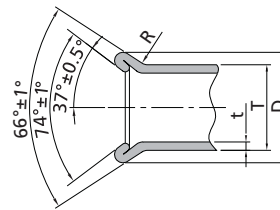
Flaring Operation

Tube flaring is carried out in two different ways, single wall flare on thick wall tubes and double wall flare on thin wall tubes to reinforce same. Refer to the table below:

Thick Tubes



Thin Tubes

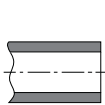


Fractional Tubing			
T-Tube O.D. in	Dimensions		
	D (mm)	t (in.)	R (mm)
1/4	8.6-9.1	0.020-0.065	0.8
5/16	10.2-10.9	0.020-0.065	0.8
3/8	11.6-12.4	0.020-0.065	1.0
1/2	16.0-16.7	0.028-0.083	1.5
5/8	19.3-20.0	0.035-0.095	1.5
3/4	23.3-24.1	0.035-0.109	2.0
7/8	26.4-27.1	0.035-0.109	2.0
1	29.7-30.4	0.035-0.120	2.3
1 1/4	37.5-38.3	0.049-0.120	2.3
1 1/2	43.2-43.9	0.049-0.120	2.8
2	59.2-59.9	0.065-0.134	2.8

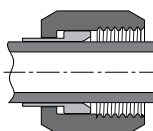
Metric Tubing			
T-Tube O.D. (mm)	Dimensions		
	D (mm)	t (mm)	R (mm)
6	8.4-9.2	0.5-1.5	0.8
8	10.1-10.8	0.5-1.5	0.8
10	12.0-12.5	0.5-1.5	1.0
12	16.0-16.7	1.0-2.0	1.5
14	18.8-19.5	1.0-2.5	1.5
15	19.4-20.0	1.0-2.5	1.5
16	19.4-20.0	1.0-2.5	1.5
18	23.5-24.0	1.0-3.0	2.0
20	24.0-24.5	1.0-3.0	2.0
22	26.2-27.2	1.0-3.0	2.0
25	29.5-30.2	1.0-3.0	2.3
30	37.4-38.0	1.5-3.0	2.3
32	37.6-38.3	1.5-3.0	2.3
38	43.5-44.5	1.5-3.0	2.8
50	58.9-59.6	1.5-3.5	2.8

Installation Instructions

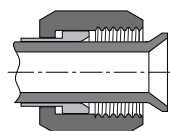
1. Cut the tube to the proper length.
2. Insert the tube into the nut and sleeve.
3. Form the flare to 37° dimension according to SAE J533. See flaring operation.
4. Finger-tighten the nut.
5. Tighten the nut 1/4 turn with wrench while holding steady the body of the fitting.



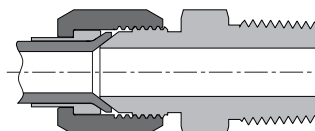
Step 1



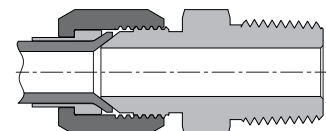
Step 2



Step 3



Step 4



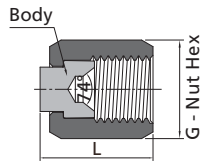
Step 5

Cautions:

- ⊙ Do not loosen or tighten fittings when system is pressurized.
- ⊙ Please use proper thread sealants on tapered pipe threads.

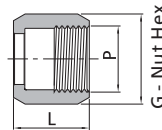
Dimensions

Tube cap assembly



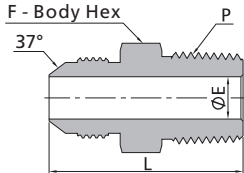
SAE 070112A					
T-Tube O.D.		Basic Ordering Number	Dimensions, in. (mm)		
in.	mm		L	G	
1/8	3	-TCA-AN2	0.60 (15.3)	0.37 (9.5)	
3/16	4	-TCA-AN3	0.66 (16.8)	0.44 (11.1)	
1/4	6	-TCA-AN4	0.67 (17.1)	0.56 (14.3)	
5/16	8	-TCA-AN5	0.77 (19.5)	0.63 (15.9)	
3/8	10	-TCA-AN6	0.81 (20.5)	0.69 (17.5)	
1/2	12	-TCA-AN8	0.94 (23.9)	0.87 (22.2)	
5/8	16	-TCA-AN10	1.07 (27.1)	1.00 (25.4)	
3/4	18	-TCA-AN12	1.24 (31.6)	1.25 (31.8)	
7/8	22	-TCA-AN14	1.26 (32.0)	1.37 (34.9)	
1	25	-TCA-AN16	1.29 (32.8)	1.50 (38.1)	
1 1/4	32	-TCA-AN20	1.39 (35.4)	2.00 (50.8)	
1 1/2	38	-TCA-AN24	1.70 (43.2)	2.25 (57.2)	
2	50	-TCA-AN32	2.07 (52.6)	2.87 (73.0)	

Nuts



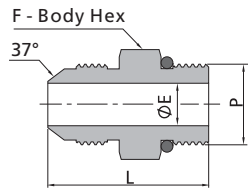
SAE 070110						
Tube O.D.		P- SAE/MS Thread Size	Basic Ordering Number	Dimensions, in. (mm)		
in.	mm			L	G	
1/8	3	5/16-24	-N-AN2	0.55 (14.0)	0.37 (9.5)	
3/16	4	3/8-24	-N-AN3	0.61 (15.5)	0.44 (11.1)	
1/4	6	7/16-20	-N-AN4	0.62 (15.8)	0.56 (14.3)	
5/16	8	1/2-20	-N-AN5	0.68 (17.3)	0.63 (15.9)	
3/8	10	9/16-18	-N-AN6	0.73 (18.5)	0.69 (17.5)	
1/2	12	3/4-16	-N-AN8	0.85 (21.6)	0.87 (22.2)	
5/8	16	7/8-14	-N-AN10	0.98 (24.9)	1.00 (25.4)	
3/4	18	1 1/16-12	-N-AN12	1.03 (26.2)	1.25 (31.8)	
7/8	22	1 3/16-12	-N-AN14	1.09 (27.7)	1.37 (34.9)	
1	25	1 5/16-12	-N-AN16	1.13 (28.7)	1.50 (38.1)	
1 1/4	32	1 5/8-12	-N-AN20	1.23 (31.2)	2.00 (50.8)	
1 1/2	38	1 7/8-12	-N-AN24	1.42 (36.1)	2.25 (57.2)	
2	50	2 1/2-12	-N-AN32	1.75 (44.5)	2.87 (73.0)	

Male Connectors

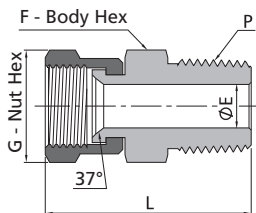


SAE 070102						
Tube O.D.		P-NPT Size	Basic Ordering Number	Dimensions, in. (mm)		
in.	mm			L	E	F
1/8	3	1/8	-CM-AN2-NS2	1.11 (28.2)	0.06 (1.6)	0.44 (11.1)
3/16	4	1/8	-CM-AN3-NS2	1.14 (29.0)	0.13 (3.2)	0.44 (11.1)
1/4	6	1/8	-CM-AN4-NS2	1.22 (31.0)	0.17 (4.4)	0.50 (12.7)
1/4	6	1/4	-CM-AN4-NS4	1.42 (36.0)	0.17 (4.4)	0.56 (14.3)
1/4	6	1/2	-CM-AN4-NS8	1.68 (42.7)	0.17 (4.4)	0.87 (22.2)
5/16	8	1/8	-CM-AN5-NS2	1.22 (31.0)	0.19 (4.8)	0.56 (14.3)
5/16	8	1/4	-CM-AN5-NS4	1.42 (36.1)	0.24 (6.0)	0.56 (14.3)
3/8	10	1/8	-CM-AN6-NS2	1.25 (31.8)	0.19 (4.8)	0.63 (15.9)
3/8	10	1/4	-CM-AN6-NS4	1.43 (36.3)	0.28 (7.1)	0.63 (15.9)
3/8	10	3/8	-CM-AN6-NS6	1.43 (36.3)	0.30 (7.5)	0.75 (19.1)
3/8	10	1/2	-CM-AN6-NS8	1.67 (42.5)	0.30 (7.5)	0.87 (22.2)
1/2	12	1/4	-CM-AN8-NS4	1.53 (38.9)	0.28 (7.1)	0.81 (20.6)
1/2	12	3/8	-CM-AN8-NS6	1.53 (38.9)	0.39 (9.9)	0.81 (20.6)
1/2	12	1/2	-CM-AN8-NS8	1.79 (45.5)	0.39 (9.9)	0.87 (22.2)
1/2	12	3/4	-CM-AN8-NS12	1.85 (47.0)	0.39 (9.9)	1.13 (28.6)
5/8	16	3/8	-CM-AN10-NS6	1.70 (43.1)	0.38 (9.6)	0.94 (23.8)
5/8	16	1/2	-CM-AN10-NS8	1.89 (48.0)	0.48 (12.3)	0.94 (23.8)
5/8	16	3/4	-CM-AN10-NS12	1.95 (49.5)	0.48 (12.3)	1.13 (28.6)
3/4	18	3/4	-CM-AN12-NS12	2.06 (52.3)	0.61 (15.5)	1.13 (28.6)
3/4	18	1	-CM-AN12-NS16	2.25 (57.1)	0.61 (15.5)	1.37 (34.9)
7/8	22	3/4	-CM-AN14-NS12	2.09 (53.1)	0.62 (15.7)	1.25 (31.8)
1	25	3/4	-CM-AN16-NS12	2.11 (53.5)	0.62 (15.7)	1.37 (34.9)
1	25	1	-CM-AN16-NS16	2.30 (58.4)	0.85 (21.5)	1.37 (34.9)
1 1/4	32	1	-CM-AN20-NS16	2.42 (61.5)	0.88 (22.4)	1.69 (42.9)
1 1/4	32	1 1/4	-CM-AN20-NS20	2.45 (62.2)	1.08 (27.5)	1.69 (42.9)
1 1/2	38	1 1/4	-CM-AN24-NS20	2.68 (68.1)	1.13 (28.6)	2.00 (50.8)
1 1/2	38	1 1/2	-CM-AN24-NS24	2.68 (68.1)	1.30 (33.0)	2.00 (50.8)
2	50	2	-CM-AN32-NS32	3.11 (79.0)	1.77 (45.0)	2.63 (66.7)

Male Connectors



SAE 070120						
Tube O.D.		P-SAE/MS Thread Size	Basic Ordering Number	Dimensions, in. (mm)		
in.	mm			L	E	F
1/8	3	5/16-24	-CM-AN2-ST5	1.06 (26.9)	0.06 (1.6)	0.44 (11.1)
3/16	4	3/8-24	-CM-AN3-ST6	1.10 (27.9)	0.13 (3.2)	0.50 (12.7)
1/4	6	7/16-20	-CM-AN4-ST7	1.23 (31.2)	0.17 (4.4)	0.56 (14.3)
1/4	6	1/2-20	-CM-AN4-ST8	1.23 (31.2)	0.17 (4.4)	0.63 (15.9)
1/4	6	9/16-18	-CM-AN4-ST9	1.30 (33.0)	0.17 (4.4)	0.69 (17.5)
1/4	6	3/4-16	-CM-AN4-ST12	1.37 (34.8)	0.17 (4.4)	0.87 (22.2)
5/16	8	1/2-20	-CM-AN5-ST8	1.23 (31.2)	0.24 (6.0)	0.63 (15.9)
3/8	10	9/16-18	-CM-AN6-ST9	1.30 (33.0)	0.30 (7.5)	0.69 (17.5)
3/8	10	3/4-16	-CM-AN6-ST12	1.38 (35.1)	0.30 (7.5)	0.87 (22.2)
3/8	10	7/8-14	-CM-AN6-ST14	1.50 (38.1)	0.30 (7.5)	1.00 (25.4)
1/2	12	9/16-18	-CM-AN8-ST9	1.44 (36.6)	0.30 (7.5)	0.81 (20.6)
1/2	12	3/4-16	-CM-AN8-ST12	1.48 (37.6)	0.39 (9.9)	0.87 (22.2)
1/2	12	7/8-14	-CM-AN8-ST14	1.60 (40.6)	0.39 (9.9)	1.00 (25.4)
1/2	12	1 1/16-12	-CM-AN8-ST17	1.76 (44.7)	0.39 (9.9)	1.25 (31.8)
5/8	16	3/4-16	-CM-AN10-ST12	1.60 (40.6)	0.42 (10.7)	0.94 (23.8)
5/8	16	7/8-14	-CM-AN10-ST14	1.70 (43.2)	0.48 (12.3)	1.00 (25.4)
5/8	16	1 1/16-12	-CM-AN10-ST17	1.86 (47.2)	0.48 (12.3)	1.25 (31.8)
3/4	18	3/4-16	-CM-AN12-ST12	1.78 (45.2)	0.42 (10.7)	1.13 (28.6)
3/4	18	7/8-14	-CM-AN12-ST14	1.83 (46.4)	0.50 (12.7)	1.13 (28.6)
3/4	18	1 1/16-12	-CM-AN12-ST17	1.97 (50.0)	0.61 (15.5)	1.25 (31.8)
3/4	18	1 5/16-12	-CM-AN12-ST21	2.00 (50.8)	0.61 (15.5)	1.50 (38.1)
7/8	22	1 3/16-12	-CM-AN14-ST19	1.99 (50.5)	0.72 (18.3)	1.37 (34.9)
7/8	22	1 5/16-12	-CM-AN14-ST21	2.02 (51.3)	0.72 (18.3)	1.50 (38.1)
1	25	1 1/16-12	-CM-AN16-ST17	2.01 (51.1)	0.66 (16.7)	1.37 (34.9)
1	25	1 3/16-12	-CM-AN16-ST19	2.04 (51.8)	0.72 (18.3)	1.37 (34.9)
1	25	1 5/16-12	-CM-AN16-ST21	2.04 (51.8)	0.85 (21.5)	1.50 (38.1)

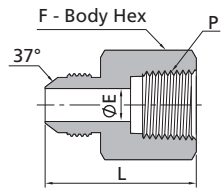


Tube O.D.		P-NPT Size	Basic Ordering Number	Dimensions, in. (mm)			
in.	mm			L	E	G	F
1/8	3	1/8	-CM-AS2-NS2	1.18 (30.0)	0.06 (1.6)	0.44 (11.1)	0.44 (11.1)
3/16	4	1/8	-CM-AS3-NS2	1.26 (32.0)	0.13 (3.2)	0.50 (12.7)	0.44 (11.1)
1/4	6	1/8	-CM-AS4-NS2	1.35 (34.2)	0.17 (4.4)	0.56 (14.3)	0.50 (12.7)
5/16	8	1/8	-CM-AS5-NS2	1.38 (35.0)	0.24 (6.0)	0.63 (15.9)	0.56 (14.3)
3/8	10	1/4	-CM-AS6-NS4	1.58 (40.2)	0.30 (7.5)	0.69 (17.5)	0.63 (15.9)
1/2	12	3/8	-CM-AS8-NS6	1.68 (42.7)	0.39 (9.9)	0.87 (22.2)	0.81 (20.6)
5/8	16	1/2	-CM-AS10-NS8	2.02 (51.3)	0.48 (12.3)	1.00 (25.4)	0.94 (23.8)
3/4	18	3/4	-CM-AS12-NS12	2.15 (54.5)	0.61 (15.5)	1.25 (31.8)	1.13 (28.6)
7/8	22	3/4	-CM-AS14-NS12	2.20 (56.0)	0.71 (18.0)	1.37 (34.9)	1.25 (31.8)
1	25	1	-CM-AS16-NS16	2.51 (63.7)	0.85 (21.5)	1.50 (38.1)	1.37 (34.9)
1 1/4	32	1 1/4	-CM-AS20-NS20	2.71 (68.9)	1.08 (27.5)	2.00 (50.8)	1.69 (42.9)
1 1/2	38	1 1/2	-CM-AS24-NS24	3.06 (77.6)	1.30 (33.0)	2.25 (57.2)	2.00 (50.8)
2	50	2	-CM-AS32-NS32	3.66 (92.9)	1.77 (45.0)	2.87 (73.0)	2.63 (66.7)

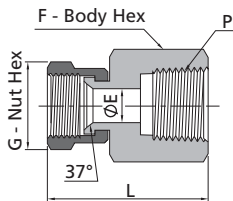
Tube Fittings

A-94 37° Flared Tube Fittings

Female Connectors

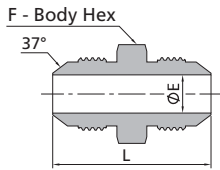


SAE 070103							
Tube O.D.		P-NPT Size	Basic Ordering Number	Dimensions, in. (mm)			
in.	mm			L	E	F	
1/8	3	1/8	-CF-AN2-NS2	1.12 (28.4)	0.06 (1.6)	0.56 (14.3)	
3/16	4	1/8	-CF-AN3-NS2	1.13 (28.7)	0.13 (3.2)	0.56 (14.3)	
1/4	6	1/8	-CF-AN4-NS2	1.19 (30.2)	0.17 (4.4)	0.56 (14.3)	
1/4	6	1/4	-CF-AN4-NS4	1.39 (35.3)	0.17 (4.4)	0.75 (19.1)	
5/16	8	1/8	-CF-AN5-NS2	1.17 (29.7)	0.24 (6.0)	0.56 (14.3)	
5/16	8	1/4	-CF-AN5-NS4	1.39 (35.3)	0.24 (6.0)	0.75 (19.1)	
3/8	10	1/4	-CF-AN6-NS4	1.40 (35.6)	0.30 (7.5)	0.75 (19.1)	
3/8	10	3/8	-CF-AN6-NS6	1.46 (37.1)	0.30 (7.5)	0.87 (22.2)	
1/2	12	3/8	-CF-AN8-NS6	1.56 (39.6)	0.39 (9.9)	0.87 (22.2)	
1/2	12	1/2	-CF-AN8-NS8	1.80 (45.6)	0.39 (9.9)	1.13 (28.6)	
5/8	16	1/2	-CF-AN10-NS8	1.89 (48.0)	0.48 (12.3)	1.13 (28.6)	
3/4	18	1/2	-CF-AN12-NS8	2.05 (52.1)	0.61 (15.5)	1.13 (28.6)	
3/4	18	3/4	-CF-AN12-NS12	2.06 (52.3)	0.61 (15.5)	1.37 (34.9)	
7/8	22	3/4	-CF-AN14-NS12	2.06 (52.3)	0.72 (18.3)	1.37 (34.9)	
1	25	1	-CF-AN16-NS16	2.35 (59.7)	0.85 (21.5)	1.63 (41.3)	
1 1/4	32	1 1/4	-CF-AN20-NS20	2.49 (63.2)	1.08 (27.5)	2.00 (50.8)	
1 1/2	38	1 1/2	-CF-AN24-NS24	2.62 (66.5)	1.30 (33.0)	2.37 (60.3)	
2	50	2	-CF-AN32-NS32	2.97 (75.4)	1.77 (45.0)	2.87 (73.0)	



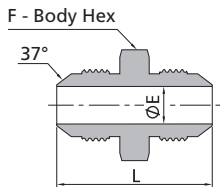
Tube O.D.		P-NPT Size	Basic Ordering Number	Dimensions, in. (mm)			
in.	mm			L	E	G	F
1/8	3	1/8	-CF-AS2-NS2	1.42 (36.1)	0.06 (1.6)	0.44 (11.1)	0.56 (14.3)
3/16	4	1/8	-CF-AS3-NS2	1.47 (37.3)	0.13 (3.2)	0.50 (12.7)	0.56 (14.3)
1/4	6	1/8	-CF-AS4-NS2	1.56 (39.7)	0.17 (4.4)	0.56 (14.3)	0.56 (14.3)
5/16	8	1/8	-CF-AS5-NS2	1.59 (40.5)	0.24 (6.0)	0.63 (15.9)	0.56 (14.3)
3/8	10	1/4	-CF-AS6-NS4	1.80 (45.8)	0.30 (7.5)	0.69 (17.5)	0.75 (19.1)
1/2	12	3/8	-CF-AS8-NS6	1.85 (47.0)	0.39 (9.9)	0.87 (22.2)	0.87 (22.2)
5/8	16	1/2	-CF-AS10-NS8	2.03 (51.6)	0.48 (12.3)	1.00 (25.4)	1.13 (28.6)
3/4	18	3/4	-CF-AS12-NS12	2.62 (66.6)	0.61 (15.5)	1.25 (31.8)	1.37 (34.9)
7/8	22	3/4	-CF-AS14-NS12	2.67 (67.8)	0.71 (18.0)	1.37 (34.9)	1.37 (34.9)
1	25	1	-CF-AS16-NS16	2.89 (73.5)	0.85 (21.5)	1.50 (38.1)	1.63 (41.3)
1 1/4	32	1 1/4	-CF-AS20-NS20	3.07 (78.1)	1.08 (27.5)	2.00 (50.8)	2.00 (50.8)
1 1/2	38	1 1/2	-CF-AS24-NS24	3.41 (86.7)	1.30 (33.0)	2.37 (60.3)	2.37 (60.3)
2	50	2	-CF-AS32-NS32	3.52 (89.3)	1.77 (45.0)	2.87 (73.0)	2.63 (66.7)

Unions



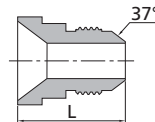
SAE 070101					
Tube O.D.		Basic Ordering Number	Dimensions, in. (mm)		
in.	mm		L	E	F
1/8	3	-U-AN2	1.17 (29.7)	0.06 (1.6)	0.44 (11.1)
3/16	4	-U-AN3	1.23 (31.2)	0.13 (3.2)	0.44 (11.1)
1/4	6	-U-AN4	1.37 (34.8)	0.17 (4.4)	0.50 (12.7)
5/16	8	-U-AN5	1.37 (34.8)	0.24 (6.0)	0.56 (14.3)
3/8	10	-U-AN6	1.41 (35.8)	0.30 (7.5)	0.63 (15.9)
1/2	12	-U-AN8	1.62 (41.1)	0.39 (9.9)	0.81 (20.6)
5/8	16	-U-AN10	1.88 (47.8)	0.48 (12.3)	0.94 (23.8)
3/4	18	-U-AN12	2.16 (54.9)	0.61 (15.5)	1.13 (28.6)
7/8	22	-U-AN14	2.21 (56.1)	0.72 (18.3)	1.25 (31.8)
1	25	-U-AN16	2.25 (57.2)	0.85 (21.5)	1.37 (34.9)
1 1/4	32	-U-AN20	2.43 (61.7)	1.08 (27.5)	1.69 (42.9)
1 1/2	38	-U-AN24	2.75 (69.8)	1.30 (33.0)	2.00 (50.8)
2	50	-U-AN32	3.40 (86.4)	1.77 (45.0)	2.63 (66.7)

Large Hex Unions



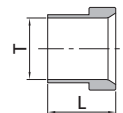
SAE 070119					
Tube O.D.		Basic Ordering Number	Dimensions, in. (mm)		
in.	mm		L	E	F
1/8	3	-HU-AN2	1.17 (29.7)	0.06 (1.6)	0.56 (14.3)
3/16	4	-HU-AN3	1.23 (31.2)	0.13 (3.2)	0.63 (15.9)
1/4	6	-HU-AN4	1.37 (34.8)	0.17 (4.4)	0.69 (17.5)
5/16	8	-HU-AN5	1.37 (34.8)	0.24 (6.0)	0.75 (19.1)
3/8	10	-HU-AN6	1.41 (35.8)	0.30 (7.5)	0.81 (20.6)
1/2	12	-HU-AN8	1.62 (41.1)	0.39 (9.9)	1.00 (25.4)
5/8	16	-HU-AN10	1.88 (47.8)	0.48 (12.3)	1.13 (28.6)
3/4	18	-HU-AN12	2.16 (54.9)	0.61 (15.5)	1.37 (34.9)
7/8	22	-HU-AN14	2.21 (56.1)	0.72 (18.3)	1.50 (38.1)
1	25	-HU-AN16	2.25 (57.2)	0.85 (21.5)	1.63 (41.3)
1 1/4	32	-HU-AN20	2.43 (61.7)	1.08 (27.5)	1.87 (47.6)
1 1/2	38	-HU-AN24	2.75 (69.8)	1.30 (33.0)	2.13 (54.0)
2	50	-HU-AN32	3.40 (86.4)	1.77 (45.0)	2.75 (69.9)

Reducing Adapters



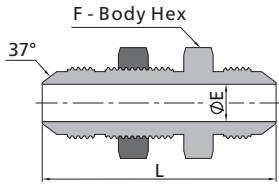
SAE 070123			
Tube O.D.		Basic Ordering Number	L in.(mm)
in.-mm	in.-mm		
3/8-10	1/4-6	-RA-AN6-AN4	0.97 (24.6)
1/2-12	1/4-6	-RA-AN8-AN4	1.00 (25.4)
1/2-12	3/8-10	-RA-AN8-AN6	1.00 (25.4)
5/8-16	1/4-6	-RA-AN10-AN4	1.03 (26.2)
5/8-16	3/8-10	-RA-AN10-AN6	1.03 (26.2)
3/4-18	1/4-6	-RA-AN12-AN4	1.09 (27.7)
3/4-18	3/8-10	-RA-AN12-AN6	1.09 (27.7)
3/4-18	1/2-12	-RA-AN12-AN8	1.19 (30.2)
7/8-22	3/8-10	-RA-AN14-AN6	1.13 (28.7)
7/8-22	5/8-16	-RA-AN14-AN10	1.33 (33.7)
1-25	1/4-6	-RA-AN16-AN4	1.22 (31.0)
1-25	3/8-10	-RA-AN16-AN6	1.22 (31.0)
1-25	1/2-12	-RA-AN16-AN8	1.27 (32.3)
1-25	5/8-16	-RA-AN16-AN10	1.38 (35.1)
1-25	3/4-18	-RA-AN16-AN12	1.47 (37.3)
1 1/4-32	3/4-18	-RA-AN20-AN12	1.53 (38.8)
1 1/4-32	1-25	-RA-AN20-AN16	1.59 (40.3)
1 1/2-38	1/2-12	-RA-AN24-AN8	1.56 (39.6)
1 1/2-38	3/4-18	-RA-AN24-AN12	1.63 (41.4)
1 1/2-38	1-25	-RA-AN24-AN16	1.63 (41.4)
2-50	1 1/2-38	-RA-AN32-AN24	1.91 (48.5)

Sleeves



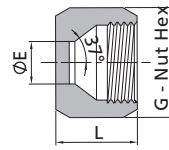
SAE 070115				
T-Tube O.D.		Basic Ordering Number		L in.(mm)
in.	mm	in.	mm	
1/8	3	-SL-AN2	-SL-AN3M	0.34 (8.6)
3/16	4	-SL-AN3	-SL-AN4M	0.34 (8.6)
1/4	6	-SL-AN4	-SL-AN6M	0.41 (10.4)
5/16	8	-SL-AN5	-SL-AN8M	0.44 (11.2)
3/8	10	-SL-AN6	-SL-AN10M	0.50 (12.7)
1/2	12	-SL-AN8	-SL-AN12M	0.56 (14.2)
5/8	16	-SL-AN10	-SL-AN16M	0.66 (16.8)
3/4	18	-SL-AN12	-SL-AN18M	0.68 (17.3)
7/8	22	-SL-AN14	-SL-AN22M	0.76 (19.3)
1	25	-SL-AN16	-SL-AN25M	0.78 (19.8)
1 1/4	32	-SL-AN20	-SL-AN32M	0.91 (23.1)
1 1/2	38	-SL-AN24	-SL-AN38M	1.12 (28.4)
2	50	-SL-AN32	-SL-AN50M	1.19 (30.2)

Bulkhead Unions



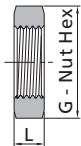
SAE 070601					
Tube O.D.		Basic Ordering Number	Dimensions, in. (mm)		
in.	mm		L	E	F
3/16	4	-BU-AN3	1.90 (48.3)	0.13 (3.2)	0.63 (15.9)
1/4	6	-BU-AN4	2.07 (52.6)	0.17 (4.4)	0.69 (17.5)
5/16	8	-BU-AN5	2.07 (52.6)	0.24 (6.0)	0.75 (19.1)
3/8	10	-BU-AN6	2.18 (55.4)	0.30 (7.5)	0.81 (20.6)
1/2	12	-BU-AN8	2.44 (62.0)	0.39 (9.9)	1.00 (25.4)
5/8	16	-BU-AN10	2.74 (69.6)	0.48 (12.3)	1.13 (28.6)
3/4	18	-BU-AN12	3.09 (78.5)	0.61 (15.5)	1.37 (34.9)
7/8	22	-BU-AN14	3.12 (79.2)	0.72 (18.3)	1.50 (38.1)
1	25	-BU-AN16	3.14 (79.8)	0.85 (21.5)	1.63 (41.3)
1 1/4	32	-BU-AN20	3.31 (84.1)	1.08 (27.5)	1.87 (47.6)
1 1/2	38	-BU-AN24	3.52 (89.4)	1.30 (33.0)	2.13 (54.0)
2	50	-BU-AN32	4.20 (106.7)	1.77 (45.0)	2.75 (69.9)

Tube Caps



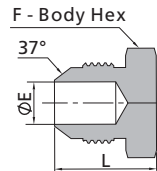
SAE 070112					
Tube O.D.		Basic Ordering Number	Dimensions, in. (mm)		
in.	mm		L	E	G
1/8	3	-TC-AN2	0.50 (12.7)	0.06 (1.6)	0.37 (9.5)
3/16	4	-TC-AN3	0.56 (14.3)	0.13 (3.2)	0.44 (11.1)
1/4	6	-TC-AN4	0.59 (15.1)	0.17 (4.4)	0.56 (14.3)
5/16	8	-TC-AN5	0.61 (15.5)	0.24 (6.0)	0.63 (15.9)
3/8	10	-TC-AN6	0.63 (15.9)	0.30 (7.5)	0.69 (17.5)
1/2	12	-TC-AN8	0.75 (19.1)	0.39 (9.9)	0.87 (22.2)
5/8	16	-TC-AN10	0.84 (21.4)	0.48 (12.3)	1.00 (25.4)
3/4	18	-TC-AN12	0.91 (23.0)	0.61 (15.5)	1.25 (31.8)
7/8	22	-TC-AN14	0.97 (24.6)	0.72 (18.3)	1.37 (34.9)
1	25	-TC-AN16	1.02 (25.8)	0.85 (21.5)	1.50 (38.1)
1 1/4	32	-TC-AN20	1.06 (27.0)	1.08 (27.5)	2.00 (50.8)
1 1/2	38	-TC-AN24	1.19 (30.2)	1.30 (33.0)	2.25 (57.2)
2	50	-TC-AN32	1.44 (36.5)	1.77 (45.0)	2.87 (73.0)

Bulkhead Lock Nuts



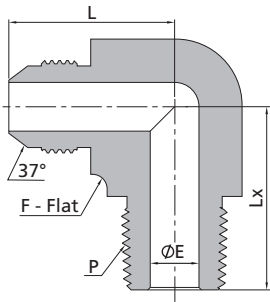
SAE 070118				
Tube O.D.		Basic Ordering Number	Dimensions, in. (mm)	
in.	mm		L	G
3/16	4	-BN-AN3	0.22 (5.6)	0.63 (15.9)
1/4	6	-BN-AN4	0.28 (7.1)	0.69 (17.5)
5/16	8	-BN-AN5	0.28 (7.1)	0.75 (19.1)
3/8	10	-BN-AN6	0.27 (6.9)	0.81 (20.6)
1/2	12	-BN-AN8	0.31 (7.9)	1.00 (25.4)
5/8	16	-BN-AN10	0.36 (9.1)	1.13 (28.6)
3/4	18	-BN-AN12	0.41 (10.4)	1.37 (34.9)
7/8	22	-BN-AN14	0.41 (10.4)	1.50 (38.1)
1	25	-BN-AN16	0.41 (10.4)	1.63 (41.3)
1 1/4	32	-BN-AN20	0.41 (10.4)	1.87 (47.6)
1 1/2	38	-BN-AN24	0.41 (10.4)	2.13 (54.0)
2	50	-BN-AN32	0.41 (10.4)	2.75 (69.9)

Tube Plugs



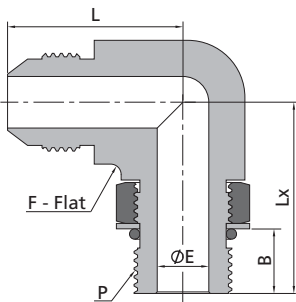
SAE 070109					
Tube O.D.		Basic Ordering Number	Dimensions, in. (mm)		
in.	mm		L	E	F
1/8	3	-TP-AN2	0.70 (17.8)	0.06 (1.6)	0.44 (11.1)
3/16	4	-TP-AN3	0.73 (18.5)	0.13 (3.2)	0.44 (11.1)
1/4	6	-TP-AN4	0.80 (20.3)	0.17 (4.4)	0.50 (12.7)
5/16	8	-TP-AN5	0.80 (20.3)	0.24 (6.0)	0.56 (14.3)
3/8	10	-TP-AN6	0.84 (21.3)	0.30 (7.5)	0.63 (15.9)
1/2	12	-TP-AN8	0.94 (23.9)	0.39 (9.9)	0.81 (20.6)
5/8	16	-TP-AN10	1.10 (27.9)	0.48 (12.3)	0.94 (23.8)
3/4	18	-TP-AN12	1.28 (32.5)	0.61 (15.5)	1.13 (28.6)
7/8	22	-TP-AN14	1.31 (33.3)	0.72 (18.3)	1.25 (31.8)
1	25	-TP-AN16	1.33 (33.8)	0.85 (21.5)	1.37 (34.9)
1 1/4	32	-TP-AN20	1.45 (36.8)	1.08 (27.5)	1.69 (42.9)
1 1/2	38	-TP-AN24	1.65 (41.9)	1.30 (33.0)	2.00 (50.8)
2	50	-TP-AN32	2.05 (52.1)	1.77 (45.0)	2.63 (66.7)

Male Elbows



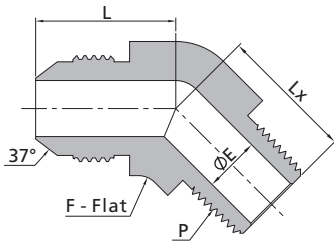
SAE 070202							
Tube O.D.		P-NPT Size	Basic Ordering Number	Dimensions, in. (mm)			
in.	mm			L	E	F	Lx
1/8	3	1/8	-LM-AN2-NS2	0.77 (19.6)	0.06 (1.6)	0.44 (11.1)	0.72 (18.3)
3/16	4	1/8	-LM-AN3-NS2	0.83 (21.1)	0.13 (3.2)	0.44 (11.1)	0.72 (18.3)
1/4	6	1/8	-LM-AN4-NS2	0.89 (22.6)	0.17 (4.4)	0.50 (12.7)	0.78 (19.8)
1/4	6	1/4	-LM-AN4-NS4	1.06 (26.9)	0.17 (4.4)	0.56 (14.3)	1.09 (27.7)
5/16	8	1/8	-LM-AN5-NS2	0.95 (24.1)	0.19 (4.8)	0.56 (14.3)	0.78 (19.8)
5/16	8	1/4	-LM-AN5-NS4	1.06 (26.9)	0.24 (6.0)	0.56 (14.3)	1.09 (27.7)
3/8	10	1/8	-LM-AN6-NS2	1.06 (26.9)	0.19 (4.8)	0.56 (14.3)	0.90 (22.8)
3/8	10	1/4	-LM-AN6-NS4	1.06 (26.9)	0.28 (7.1)	0.56 (14.3)	1.09 (27.7)
3/8	10	3/8	-LM-AN6-NS6	1.14 (29.0)	0.30 (7.5)	0.69 (17.5)	1.22 (31.0)
3/8	10	1/2	-LM-AN6-NS8	1.23 (31.2)	0.30 (7.5)	0.81 (20.6)	1.47 (37.3)
1/2	12	1/4	-LM-AN8-NS4	1.25 (31.8)	0.28 (7.1)	0.81 (20.6)	1.22 (31.0)
1/2	12	3/8	-LM-AN8-NS6	1.25 (31.8)	0.39 (9.9)	0.81 (20.6)	1.22 (31.0)
1/2	12	1/2	-LM-AN8-NS8	1.33 (33.7)	0.39 (9.9)	0.81 (20.6)	1.47 (37.3)
1/2	12	3/4	-LM-AN8-NS12	1.42 (36.0)	0.35 (9.0)	1.00 (25.4)	1.59 (40.4)
5/8	16	3/8	-LM-AN10-NS6	1.45 (36.8)	0.39 (9.9)	0.81 (20.6)	1.30 (33.0)
5/8	16	1/2	-LM-AN10-NS8	1.45 (36.8)	0.48 (12.3)	0.81 (20.6)	1.47 (37.3)
5/8	16	3/4	-LM-AN10-NS12	1.53 (38.9)	0.48 (12.3)	1.00 (25.4)	1.59 (40.4)
3/4	18	3/4	-LM-AN12-NS12	1.66 (42.2)	0.61 (15.5)	1.06 (27.0)	1.59 (40.4)
3/4	18	1	-LM-AN12-NS16	1.66 (42.2)	0.61 (15.5)	1.25 (31.8)	1.98 (50.4)
7/8	22	3/4	-LM-AN14-NS12	1.80 (45.7)	0.72 (18.3)	1.25 (31.8)	1.69 (42.9)
1	25	3/4	-LM-AN16-NS12	1.81 (46.0)	0.72 (18.3)	1.37 (34.9)	1.78 (45.2)
1	25	1	-LM-AN16-NS16	1.81 (46.0)	0.85 (21.5)	1.37 (34.9)	1.97 (50.0)
1 1/4	32	1	-LM-AN20-NS16	2.06 (52.3)	0.94 (23.8)	1.69 (42.9)	2.35 (59.6)
1 1/4	32	1 1/4	-LM-AN20-NS20	2.06 (52.3)	1.08 (27.5)	1.69 (42.9)	2.38 (60.5)
1 1/2	38	1 1/2	-LM-AN24-NS24	2.33 (59.2)	1.30 (33.0)	2.00 (50.8)	2.64 (67.1)
2	50	2	-LM-AN32-NS32	3.06 (77.7)	1.77 (45.0)	2.50 (63.5)	3.00 (76.2)

Adjustable Male Elbows



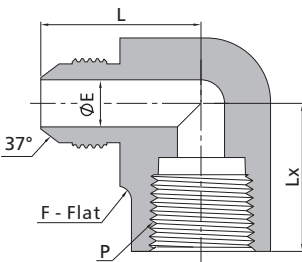
SAE 070220								
Tube O.D.		P-SAE/MS Thread Size	Basic Ordering Number	Dimensions, in. (mm)				
in.	mm			L	E	F	Lx	B
1/8	3	5/16-24	-LP-AN2-ST5	0.77 (19.6)	0.06 (1.6)	0.44 (11.1)	0.94 (23.9)	0.33 (8.4)
3/16	4	3/8-24	-LP-AN3-ST6	0.83 (21.1)	0.13 (3.2)	0.44 (11.1)	0.94 (23.9)	0.33 (8.4)
1/4	6	7/16-20	-LP-AN4-ST7	0.89 (22.6)	0.17 (4.4)	0.50 (12.7)	1.03 (26.2)	0.39 (9.8)
5/16	8	1/2-20	-LP-AN5-ST8	0.95 (24.1)	0.24 (6.0)	0.56 (14.3)	1.13 (28.7)	0.39 (9.8)
3/8	10	9/16-18	-LP-AN6-ST9	1.06 (26.9)	0.30 (7.5)	0.63 (15.9)	1.25 (31.8)	0.43 (11.0)
1/2	12	3/4-16	-LP-AN8-ST12	1.25 (31.8)	0.39 (9.9)	0.81 (20.6)	1.45 (36.8)	0.49 (12.5)
5/8	16	7/8-14	-LP-AN10-ST14	1.45 (36.8)	0.48 (12.3)	0.94 (23.8)	1.70 (43.2)	0.56 (14.2)
3/4	18	1 1/16-12	-LP-AN12-ST17	1.66 (42.2)	0.61 (15.5)	1.25 (31.8)	1.94 (49.3)	0.65 (16.5)
7/8	22	1 3/16-12	-LP-AN14-ST19	1.80 (45.7)	0.72 (18.3)	1.25 (31.8)	2.00 (50.8)	0.65 (16.5)
1	25	1 5/16-12	-LP-AN16-ST21	1.81 (46.0)	0.85 (21.5)	1.37 (34.9)	2.05 (52.1)	0.65 (16.5)
1 1/4	32	1 5/8-12	-LP-AN20-ST26	2.06 (52.3)	1.08 (27.5)	1.69 (42.9)	2.25 (57.2)	0.65 (16.5)
1 1/2	38	1 7/8-12	-LP-AN24-ST30	2.33 (59.2)	1.30 (33.0)	2.00 (50.8)	2.39 (60.7)	0.65 (16.5)
2	50	2 1/2-12	-LP-AN32-ST40	3.06 (77.7)	1.77 (45.0)	2.50 (63.5)	2.89 (73.4)	0.65 (16.5)

45° Male Elbows



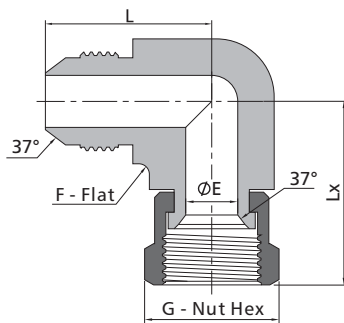
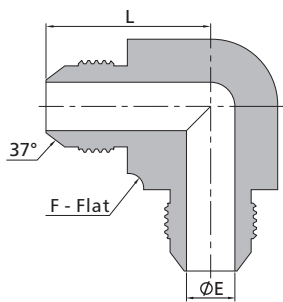
SAE 070302							
Tube O.D.		P-NPT Size	Basic Ordering Number	Dimensions, in. (mm)			
in.	mm			L	E	F	Lx
1/8	3	1/8	-VM-AN2-NS2	0.69 (17.5)	0.06 (1.6)	0.44 (11.1)	0.52 (13.2)
3/16	4	1/8	-VM-AN3-NS2	0.69 (17.5)	0.13 (3.2)	0.44 (11.1)	0.52 (13.2)
1/4	6	1/8	-VM-AN4-NS2	0.72 (18.3)	0.17 (4.4)	0.50 (12.7)	0.64 (16.3)
5/16	8	1/8	-VM-AN5-NS2	0.77 (19.6)	0.19 (4.8)	0.56 (14.3)	0.64 (16.3)
3/8	10	1/4	-VM-AN6-NS4	0.83 (21.1)	0.28 (7.1)	0.56 (14.3)	0.86 (21.8)
1/2	12	3/8	-VM-AN8-NS6	0.98 (24.9)	0.39 (9.9)	0.69 (17.5)	0.95 (24.1)
5/8	16	1/2	-VM-AN10-NS8	1.11 (28.2)	0.48 (12.3)	0.81 (20.6)	1.17 (29.7)
3/4	18	3/4	-VM-AN12-NS12	1.28 (32.5)	0.61 (15.5)	1.06 (27.0)	1.20 (30.5)
7/8	22	3/4	-VM-AN14-NS12	1.45 (36.8)	0.72 (18.3)	1.25 (31.8)	1.30 (33.0)
1	25	1	-VM-AN16-NS16	1.47 (37.3)	0.85 (21.5)	1.37 (34.9)	1.48 (37.6)
1 1/4	32	1 1/4	-VM-AN20-NS20	1.59 (40.4)	1.08 (27.5)	1.69 (42.9)	1.67 (42.4)
1 1/2	38	1 1/2	-VM-AN24-NS24	1.78 (45.2)	1.30 (33.0)	2.00 (50.8)	1.77 (45.0)
2	50	2	-VM-AN32-NS32	2.22 (56.4)	1.77 (45.0)	2.50 (63.5)	2.11 (53.6)

Female Elbows



SAE 070203							
Tube O.D.		P-NPT Size	Basic Ordering Number	Dimensions, in. (mm)			
in.	mm			L	E	F	Lx
1/8	3	1/8	-LF-AN2-NS2	1.00 (25.4)	0.06 (1.6)	0.56 (14.3)	0.66 (16.8)
3/16	4	1/8	-LF-AN3-NS2	1.03 (26.2)	0.13 (3.2)	0.56 (14.3)	0.66 (16.8)
1/4	6	1/8	-LF-AN4-NS2	1.08 (27.4)	0.17 (4.4)	0.56 (14.3)	0.66 (16.8)
1/4	6	1/4	-LF-AN4-NS4	1.22 (30.9)	0.17 (4.4)	0.81 (20.6)	0.88 (22.4)
5/16	8	1/8	-LF-AN5-NS2	1.08 (27.4)	0.24 (6.0)	0.56 (14.3)	0.66 (16.8)
5/16	8	1/4	-LF-AN5-NS4	1.22 (30.9)	0.24 (6.0)	0.81 (20.6)	0.88 (22.4)
3/8	10	1/8	-LF-AN6-NS2	1.06 (26.9)	0.30 (7.5)	0.63 (15.9)	0.66 (16.8)
3/8	10	1/4	-LF-AN6-NS4	1.23 (31.2)	0.30 (7.5)	0.81 (20.6)	0.88 (22.4)
3/8	10	3/8	-LF-AN6-NS6	1.31 (33.2)	0.30 (7.5)	0.94 (23.8)	1.02 (25.9)
1/2	12	1/4	-LF-AN8-NS4	1.24 (31.6)	0.39 (9.9)	0.81 (20.6)	0.88 (22.4)
1/2	12	3/8	-LF-AN8-NS6	1.42 (36.1)	0.39 (9.9)	0.94 (23.8)	1.02 (25.9)
1/2	12	1/2	-LF-AN8-NS8	1.42 (36.1)	0.39 (9.9)	1.06 (27.0)	1.23 (31.2)
5/8	16	1/2	-LF-AN10-NS8	1.64 (41.7)	0.48 (12.3)	1.06 (27.0)	1.23 (31.2)
3/4	18	1/2	-LF-AN12-NS8	1.66 (42.1)	0.61 (15.5)	1.25 (31.8)	1.23 (31.2)
3/4	18	3/4	-LF-AN12-NS12	1.89 (48.0)	0.61 (15.5)	1.37 (34.9)	1.36 (34.5)
7/8	22	3/4	-LF-AN14-NS12	1.86 (47.2)	0.72 (18.3)	1.37 (34.9)	1.42 (36.1)
1	25	1	-LF-AN16-NS16	2.17 (55.1)	0.85 (21.5)	1.69 (42.9)	1.62 (41.1)
1 1/4	32	1 1/4	-LF-AN20-NS20	2.33 (59.2)	1.08 (27.5)	2.00 (50.8)	1.70 (43.2)
1 1/2	38	1 1/2	-LF-AN24-NS24	2.89 (73.4)	1.30 (33.0)	2.50 (63.5)	2.08 (52.8)
2	50	2	-LF-AN32-NS32	3.30 (83.8)	1.77 (45.0)	2.50 (63.5)	2.39 (60.7)

Union Elbows

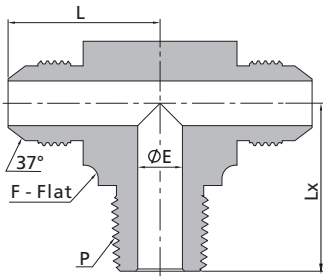


SAE 070201					
Tube O.D.		Basic Ordering Number	Dimensions, in. (mm)		
in.	mm		L	E	F
1/8	3	-LU-AN2	0.77 (19.6)	0.06 (1.6)	0.44 (11.1)
3/16	4	-LU-AN3	0.83 (21.1)	0.13 (3.2)	0.44 (11.1)
1/4	6	-LU-AN4	0.89 (22.6)	0.17 (4.4)	0.50 (12.7)
5/16	8	-LU-AN5	0.95 (24.1)	0.24 (6.0)	0.56 (14.3)
3/8	10	-LU-AN6	1.06 (26.9)	0.30 (7.5)	0.56 (14.3)
1/2	12	-LU-AN8	1.25 (31.8)	0.39 (9.9)	0.81 (20.6)
5/8	16	-LU-AN10	1.45 (36.8)	0.48 (12.3)	0.81 (20.6)
3/4	18	-LU-AN12	1.66 (42.2)	0.61 (15.5)	1.06 (27.0)
7/8	22	-LU-AN14	1.80 (45.7)	0.72 (18.3)	1.25 (31.8)
1	25	-LU-AN16	1.81 (46.0)	0.85 (21.5)	1.37 (34.9)
1 1/4	32	-LU-AN20	2.06 (52.3)	1.08 (27.5)	1.69 (42.9)
1 1/2	38	-LU-AN24	2.33 (59.2)	1.30 (33.0)	2.00 (50.8)
2	50	-LU-AN32	3.06 (77.7)	1.77 (45.0)	2.50 (63.5)

SAE 070221							
Tube O.D.		Basic Ordering Number	Dimensions, in. (mm)				
in.	mm		L	E	F	Lx	G
1/8	3	-LU-AN2-AS2	0.77 (19.6)	0.06 (1.6)	0.44 (11.1)	0.97 (24.6)	0.44 (11.1)
3/16	4	-LU-AN3-AS3	0.83 (21.1)	0.13 (3.2)	0.44 (11.1)	1.00 (25.4)	0.50 (12.7)
1/4	6	-LU-AN4-AS4	0.89 (22.6)	0.17 (4.4)	0.50 (12.7)	1.00 (25.4)	0.56 (14.3)
5/16	8	-LU-AN5-AS5	0.95 (24.1)	0.24 (6.0)	0.56 (14.3)	1.06 (26.9)	0.63 (15.9)
3/8	10	-LU-AN6-AS6	1.06 (26.9)	0.30 (7.5)	0.56 (14.3)	1.25 (31.8)	0.69 (17.5)
1/2	12	-LU-AN8-AS8	1.25 (31.8)	0.39 (9.9)	0.81 (20.6)	1.38 (35.1)	0.87 (22.2)
5/8	16	-LU-AN10-AS10	1.45 (36.8)	0.48 (12.3)	0.81 (20.6)	1.62 (41.1)	1.00 (25.4)
3/4	18	-LU-AN12-AS12	1.66 (42.2)	0.61 (15.5)	1.06 (27.0)	1.75 (44.4)	1.25 (31.8)
7/8	22	-LU-AN14-AS14	1.80 (45.7)	0.72 (18.3)	1.25 (31.8)	1.78 (45.2)	1.37 (34.9)
1	25	-LU-AN16-AS16	1.81 (46.0)	0.85 (21.5)	1.37 (34.9)	2.00 (50.8)	1.50 (38.1)
1 1/4	32	-LU-AN20-AS20	2.06 (52.3)	1.08 (27.5)	1.69 (42.9)	2.31 (58.7)	2.00 (50.8)
1 1/2	38	-LU-AN24-AS24	2.33 (59.2)	1.30 (33.0)	2.00 (50.8)	2.59 (65.8)	2.37 (60.3)
2	50	-LU-AN32-AS32	3.06 (77.7)	1.77 (45.0)	2.50 (63.5)	3.38 (85.9)	2.87 (73.0)

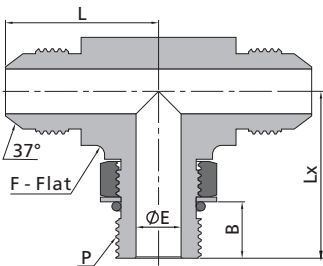
A-100 37° Flared Tube Fittings

Male Branch Tees



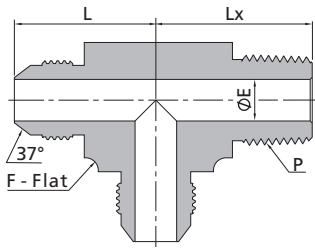
SAE 070425								
Tube O.D.		P-NPT Size	Basic Ordering Number	Dimensions, in. (mm)				
in.	mm			L	E	F	Lx	
1/8	3	1/8	-TTM-AN2-NS2	0.77 (19.6)	0.06 (1.6)	0.44 (11.1)	0.72 (18.3)	
3/16	4	1/8	-TTM-AN3-NS2	0.83 (21.1)	0.13 (3.2)	0.44 (11.1)	0.72 (18.3)	
1/4	6	1/8	-TTM-AN4-NS2	0.89 (22.6)	0.17 (4.4)	0.50 (12.7)	0.78 (19.8)	
1/4	6	1/4	-TTM-AN4-NS4	1.06 (26.9)	0.17 (4.4)	0.56 (14.3)	1.09 (27.7)	
5/16	8	1/8	-TTM-AN5-NS2	0.95 (24.1)	0.19 (4.8)	0.56 (14.3)	0.78 (19.8)	
5/16	8	1/4	-TTM-AN5-NS4	1.06 (26.9)	0.24 (6.0)	0.56 (14.3)	1.09 (27.7)	
3/8	10	1/8	-TTM-AN6-NS2	1.06 (26.9)	0.19 (4.8)	0.56 (14.3)	0.90 (22.8)	
3/8	10	1/4	-TTM-AN6-NS4	1.06 (26.9)	0.28 (7.1)	0.56 (14.3)	1.09 (27.7)	
3/8	10	3/8	-TTM-AN6-NS6	1.14 (29.0)	0.30 (7.5)	0.69 (17.5)	1.22 (31.0)	
3/8	10	1/2	-TTM-AN6-NS8	1.23 (31.2)	0.30 (7.5)	0.81 (20.6)	1.47 (37.3)	
1/2	12	1/4	-TTM-AN8-NS4	1.25 (31.8)	0.28 (7.1)	0.81 (20.6)	1.22 (31.0)	
1/2	12	3/8	-TTM-AN8-NS6	1.25 (31.8)	0.39 (9.9)	0.81 (20.6)	1.22 (31.0)	
1/2	12	1/2	-TTM-AN8-NS8	1.33 (33.7)	0.39 (9.9)	0.81 (20.6)	1.47 (37.3)	
1/2	12	3/4	-TTM-AN8-NS12	1.42 (36.0)	0.39 (9.9)	1.00 (25.4)	1.59 (40.4)	
5/8	16	3/8	-TTM-AN10-NS6	1.45 (36.8)	0.39 (9.9)	0.81 (20.6)	1.30 (33.0)	
5/8	16	1/2	-TTM-AN10-NS8	1.45 (36.8)	0.48 (12.3)	0.81 (20.6)	1.47 (37.3)	
5/8	16	3/4	-TTM-AN10-NS12	1.53 (38.9)	0.48 (12.3)	1.00 (25.4)	1.59 (40.4)	
3/4	18	3/4	-TTM-AN12-NS12	1.66 (42.2)	0.61 (15.5)	1.06 (27.0)	1.59 (40.4)	
3/4	18	1	-TTM-AN12-NS16	1.66 (42.2)	0.61 (15.5)	1.25 (31.8)	1.98 (50.4)	
7/8	22	3/4	-TTM-AN14-NS12	1.80 (45.7)	0.72 (18.3)	1.25 (31.8)	1.69 (42.9)	
1	25	3/4	-TTM-AN16-NS12	1.81 (46.0)	0.72 (18.3)	1.37 (34.9)	1.78 (45.2)	
1	25	1	-TTM-AN16-NS16	1.81 (46.0)	0.85 (21.5)	1.37 (34.9)	1.97 (50.0)	
1 1/4	32	1	-TTM-AN20-NS16	2.06 (52.3)	0.94 (23.8)	1.69 (42.9)	2.35 (59.6)	
1 1/4	32	1 1/4	-TTM-AN20-NS20	2.06 (52.3)	1.08 (27.5)	1.69 (42.9)	2.38 (60.5)	
1 1/2	38	1 1/2	-TTM-AN24-NS24	2.33 (59.2)	1.30 (33.0)	2.00 (50.8)	2.64 (67.1)	
2	50	2	-TTM-AN32-NS32	3.06 (77.7)	1.77 (45.0)	2.50 (63.5)	3.00 (76.2)	

Adjustable Male Branch Tees



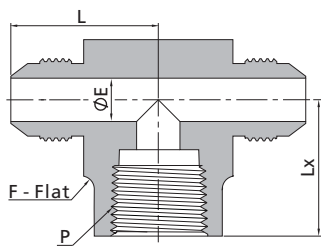
SAE 070429								
Tube O.D.		P-SAE/MS Thread Size	Basic Ordering Number	Dimensions, in. (mm)				
in.	mm			L	E	F	Lx	B
1/8	3	5/16-24	-TTP-AN2-ST5	0.77 (19.6)	0.06 (1.6)	0.44 (11.1)	0.94 (23.9)	0.33 (8.4)
3/16	4	3/8-24	-TTP-AN3-ST6	0.83 (21.1)	0.13 (3.2)	0.44 (11.1)	0.94 (23.9)	0.33 (8.4)
1/4	6	7/16-20	-TTP-AN4-ST7	0.89 (22.6)	0.17 (4.4)	0.50 (12.7)	1.03 (26.2)	0.39 (9.8)
5/16	8	1/2-20	-TTP-AN5-ST8	0.95 (24.1)	0.24 (6.0)	0.56 (14.3)	1.13 (28.7)	0.39 (9.8)
3/8	10	9/16-18	-TTP-AN6-ST9	1.06 (26.9)	0.30 (7.5)	0.63 (15.9)	1.25 (31.8)	0.43 (11.0)
1/2	12	3/4-16	-TTP-AN8-ST12	1.25 (31.8)	0.39 (9.9)	0.81 (20.6)	1.45 (36.8)	0.49 (12.5)
5/8	16	7/8-14	-TTP-AN10-ST14	1.45 (36.8)	0.48 (12.3)	0.94 (23.8)	1.70 (43.2)	0.56 (14.2)
3/4	18	1 1/16-12	-TTP-AN12-ST17	1.66 (42.2)	0.61 (15.5)	1.25 (31.8)	1.94 (49.3)	0.65 (16.5)
7/8	22	1 3/16-12	-TTP-AN14-ST19	1.80 (45.7)	0.72 (18.3)	1.25 (31.8)	2.00 (50.8)	0.65 (16.5)
1	25	1 5/16-12	-TTP-AN16-ST21	1.81 (46.0)	0.85 (21.5)	1.37 (34.9)	2.05 (52.1)	0.65 (16.5)
1 1/4	32	1 5/8-12	-TTP-AN20-ST26	2.06 (52.3)	1.08 (27.5)	1.69 (42.9)	2.25 (57.2)	0.65 (16.5)
1 1/2	38	1 7/8-12	-TTP-AN24-ST30	2.33 (59.2)	1.30 (33.0)	2.00 (50.8)	2.39 (60.7)	0.65 (16.5)
2	50	2 1/2-12	-TTP-AN32-ST40	3.06 (77.7)	1.77 (45.0)	2.50 (63.5)	2.89 (73.4)	0.65 (16.5)

Male Run Tees



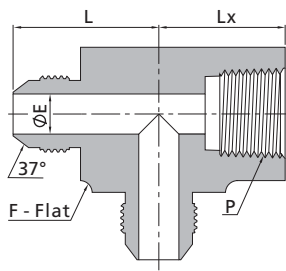
SAE 070424							
Tube O.D.		P-NPT Size	Basic Ordering Number	Dimensions, in. (mm)			
in.	mm			L	E	F	Lx
1/8	3	1/8	-TMT-AN2-NS2	0.77 (19.6)	0.06 (1.6)	0.44 (11.1)	0.72 (18.3)
3/16	4	1/8	-TMT-AN3-NS2	0.83 (21.1)	0.13 (3.2)	0.44 (11.1)	0.72 (18.3)
1/4	6	1/8	-TMT-AN4-NS2	0.89 (22.6)	0.17 (4.4)	0.50 (12.7)	0.78 (19.8)
1/4	6	1/4	-TMT-AN4-NS4	1.06 (26.9)	0.17 (4.4)	0.56 (14.3)	1.09 (27.7)
5/16	8	1/8	-TMT-AN5-NS2	0.95 (24.1)	0.19 (4.8)	0.56 (14.3)	0.78 (19.8)
5/16	8	1/4	-TMT-AN5-NS4	1.06 (26.9)	0.24 (6.0)	0.56 (14.3)	1.09 (27.7)
3/8	10	1/8	-TMT-AN6-NS2	1.06 (26.9)	0.19 (4.8)	0.56 (14.3)	0.90 (22.8)
3/8	10	1/4	-TMT-AN6-NS4	1.06 (26.9)	0.28 (7.1)	0.56 (14.3)	1.09 (27.7)
3/8	10	3/8	-TMT-AN6-NS6	1.14 (29.0)	0.30 (7.5)	0.69 (17.5)	1.22 (31.0)
3/8	10	1/2	-TMT-AN6-NS8	1.23 (31.2)	0.30 (7.5)	0.81 (20.6)	1.47 (37.3)
1/2	12	1/4	-TMT-AN8-NS4	1.25 (31.8)	0.28 (7.1)	0.81 (20.6)	1.22 (31.0)
1/2	12	3/8	-TMT-AN8-NS6	1.25 (31.8)	0.39 (9.9)	0.81 (20.6)	1.22 (31.0)
1/2	12	1/2	-TMT-AN8-NS8	1.33 (33.7)	0.39 (9.9)	0.81 (20.6)	1.47 (37.3)
1/2	12	3/4	-TMT-AN8-NS12	1.42 (36.0)	0.39 (9.9)	1.00 (25.4)	1.59 (40.4)
5/8	16	3/8	-TMT-AN10-NS6	1.45 (36.8)	0.39 (9.9)	0.81 (20.6)	1.30 (33.0)
5/8	16	1/2	-TMT-AN10-NS8	1.45 (36.8)	0.48 (12.3)	0.81 (20.6)	1.47 (37.3)
5/8	16	3/4	-TMT-AN10-NS12	1.53 (38.9)	0.48 (12.3)	1.00 (25.4)	1.59 (40.4)
3/4	18	3/4	-TMT-AN12-NS12	1.66 (42.2)	0.61 (15.5)	1.06 (27.0)	1.59 (40.4)
3/4	18	1	-TMT-AN12-NS16	1.66 (42.2)	0.61 (15.5)	1.25 (31.8)	1.98 (50.4)
7/8	22	3/4	-TMT-AN14-NS12	1.80 (45.7)	0.72 (18.3)	1.25 (31.8)	1.69 (42.9)
1	25	3/4	-TMT-AN16-NS12	1.81 (46.0)	0.72 (18.3)	1.37 (34.9)	1.78 (45.2)
1	25	1	-TMT-AN16-NS16	1.81 (46.0)	0.85 (21.5)	1.37 (34.9)	1.97 (50.0)
1 1/4	32	1	-TMT-AN20-NS16	2.06 (52.3)	0.94 (23.8)	1.69 (42.9)	2.35 (59.6)
1 1/4	32	1 1/4	-TMT-AN20-NS20	2.06 (52.3)	1.08 (27.5)	1.69 (42.9)	2.38 (60.5)
1 1/2	38	1 1/2	-TMT-AN24-NS24	2.33 (59.2)	1.30 (33.0)	2.00 (50.8)	2.64 (67.1)
2	50	2	-TMT-AN32-NS32	3.06 (77.7)	1.77 (45.0)	2.50 (63.5)	3.00 (76.2)

Female Branch Tees



SAE 070427							
Tube O.D.		P-NPT Size	Basic Ordering Number	Dimensions, in. (mm)			
in.	mm			L	E	F	Lx
1/8	3	1/8	-TTF-AN2-NS2	1.00 (25.4)	0.06 (1.6)	0.56 (14.3)	0.66 (16.8)
3/16	4	1/8	-TTF-AN3-NS2	1.03 (26.2)	0.13 (3.2)	0.56 (14.3)	0.66 (16.8)
1/4	6	1/8	-TTF-AN4-NS2	1.08 (27.4)	0.17 (4.4)	0.56 (14.3)	0.66 (16.8)
1/4	6	1/4	-TTF-AN4-NS4	1.22 (30.9)	0.17 (4.4)	0.81 (20.6)	0.88 (22.4)
5/16	8	1/8	-TTF-AN5-NS2	1.08 (27.4)	0.24 (6.0)	0.56 (14.3)	0.66 (16.8)
5/16	8	1/4	-TTF-AN5-NS4	1.22 (30.9)	0.24 (6.0)	0.81 (20.6)	0.88 (22.4)
3/8	10	1/8	-TTF-AN6-NS2	1.06 (26.9)	0.30 (7.5)	0.63 (15.9)	0.66 (16.8)
3/8	10	1/4	-TTF-AN6-NS4	1.23 (31.2)	0.30 (7.5)	0.81 (20.6)	0.88 (22.4)
3/8	10	3/8	-TTF-AN6-NS6	1.31 (33.2)	0.30 (7.5)	0.94 (23.8)	1.02 (25.9)
1/2	12	1/4	-TTF-AN8-NS4	1.24 (31.6)	0.39 (9.9)	0.81 (20.6)	0.88 (22.4)
1/2	12	3/8	-TTF-AN8-NS6	1.42 (36.1)	0.39 (9.9)	0.94 (23.8)	1.02 (25.9)
1/2	12	1/2	-TTF-AN8-NS8	1.42 (36.1)	0.39 (9.9)	1.06 (27.0)	1.23 (31.2)
5/8	16	1/2	-TTF-AN10-NS8	1.64 (41.7)	0.48 (12.3)	1.06 (27.0)	1.23 (31.2)
3/4	18	1/2	-TTF-AN12-NS8	1.66 (42.1)	0.61 (15.5)	1.25 (31.8)	1.23 (31.2)
3/4	18	3/4	-TTF-AN12-NS12	1.89 (48.0)	0.61 (15.5)	1.37 (34.9)	1.36 (34.5)
7/8	22	3/4	-TTF-AN14-NS12	1.86 (47.2)	0.72 (18.3)	1.37 (34.9)	1.42 (36.1)
1	25	1	-TTF-AN16-NS16	2.17 (55.1)	0.85 (21.5)	1.69 (42.9)	1.62 (41.1)
1 1/4	32	1 1/4	-TTF-AN20-NS20	2.33 (59.2)	1.08 (27.5)	2.00 (50.8)	1.70 (43.2)
1 1/2	38	1 1/2	-TTF-AN24-NS24	2.89 (73.4)	1.30 (33.0)	2.50 (63.5)	2.08 (52.8)
2	50	2	-TTF-AN32-NS32	3.30 (83.8)	1.77 (45.0)	2.50 (63.5)	2.39 (60.7)

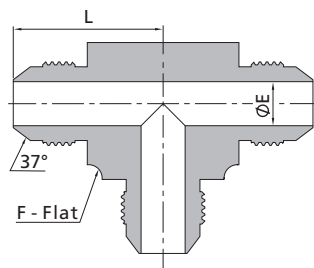
Female Run Tees



Tube Fittings

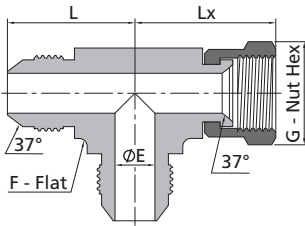
SAE 070426							
Tube O.D.		P-NPT Size	Basic Ordering Number	Dimensions, in. (mm)			
in.	mm			L	E	F	Lx
1/8	3	1/8	-TFT-AN2-NS2	1.00 (25.4)	0.06 (1.6)	0.56 (14.3)	0.66 (16.8)
3/16	4	1/8	-TFT-AN3-NS2	1.03 (26.2)	0.13 (3.2)	0.56 (14.3)	0.66 (16.8)
1/4	6	1/8	-TFT-AN4-NS2	1.08 (27.4)	0.17 (4.4)	0.56 (14.3)	0.66 (16.8)
1/4	6	1/4	-TFT-AN4-NS4	1.22 (30.9)	0.17 (4.4)	0.81 (20.6)	0.88 (22.4)
5/16	8	1/8	-TFT-AN5-NS2	1.08 (27.4)	0.24 (6.0)	0.56 (14.3)	0.66 (16.8)
5/16	8	1/4	-TFT-AN5-NS4	1.22 (30.9)	0.24 (6.0)	0.81 (20.6)	0.88 (22.4)
3/8	10	1/8	-TFT-AN6-NS2	1.06 (26.9)	0.30 (7.5)	0.63 (15.9)	0.66 (16.8)
3/8	10	1/4	-TFT-AN6-NS4	1.23 (31.2)	0.30 (7.5)	0.81 (20.6)	0.88 (22.4)
3/8	10	3/8	-TFT-AN6-NS6	1.31 (33.2)	0.30 (7.5)	0.94 (23.8)	1.02 (25.9)
1/2	12	1/4	-TFT-AN8-NS4	1.24 (31.6)	0.39 (9.9)	0.81 (20.6)	0.88 (22.4)
1/2	12	3/8	-TFT-AN8-NS6	1.42 (36.1)	0.39 (9.9)	0.94 (23.8)	1.02 (25.9)
1/2	12	1/2	-TFT-AN8-NS8	1.42 (36.1)	0.39 (9.9)	1.06 (27.0)	1.23 (31.2)
5/8	16	1/2	-TFT-AN10-NS8	1.64 (41.7)	0.48 (12.3)	1.06 (27.0)	1.23 (31.2)
3/4	18	1/2	-TFT-AN12-NS8	1.66 (42.1)	0.61 (15.5)	1.25 (31.8)	1.23 (31.2)
3/4	18	3/4	-TFT-AN12-NS12	1.89 (48.0)	0.61 (15.5)	1.37 (34.9)	1.36 (34.5)
7/8	22	3/4	-TFT-AN14-NS12	1.86 (47.2)	0.72 (18.3)	1.37 (34.9)	1.42 (36.1)
1	25	1	-TFT-AN16-NS16	2.17 (55.1)	0.85 (21.5)	1.69 (42.9)	1.62 (41.1)
1 1/4	32	1 1/4	-TFT-AN20-NS20	2.33 (59.2)	1.08 (27.5)	2.00 (50.8)	1.70 (43.2)
1 1/2	38	1 1/2	-TFT-AN24-NS24	2.89 (73.4)	1.30 (33.0)	2.50 (63.5)	2.08 (52.8)
2	50	2	-TFT-AN32-NS32	3.30 (83.8)	1.77 (45.0)	2.50 (63.5)	2.39 (60.7)

Union Tees

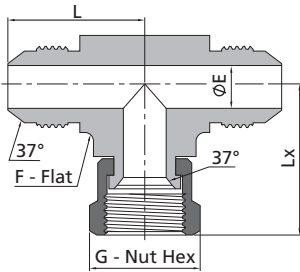


SAE 070401					
Tube O.D.		Basic Ordering Number	Dimensions, in. (mm)		
in.	mm		L	E	F
1/8	3	-TTT-AN2	0.77 (19.6)	0.06 (1.6)	0.44 (11.1)
3/16	4	-TTT-AN3	0.83 (21.1)	0.13 (3.2)	0.44 (11.1)
1/4	6	-TTT-AN4	0.89 (22.6)	0.17 (4.4)	0.50 (12.7)
5/16	8	-TTT-AN5	0.95 (24.1)	0.24 (6.0)	0.56 (14.3)
3/8	10	-TTT-AN6	1.06 (26.9)	0.30 (7.5)	0.56 (14.3)
1/2	12	-TTT-AN8	1.25 (31.8)	0.39 (9.9)	0.81 (20.6)
5/8	16	-TTT-AN10	1.45 (36.8)	0.48 (12.3)	0.81 (20.6)
3/4	18	-TTT-AN12	1.66 (42.2)	0.61 (15.5)	1.06 (27.0)
7/8	22	-TTT-AN14	1.80 (45.7)	0.72 (18.3)	1.25 (31.8)
1	25	-TTT-AN16	1.81 (46.0)	0.85 (21.5)	1.37 (34.9)
1 1/4	32	-TTT-AN20	2.06 (52.3)	1.08 (27.5)	1.69 (42.9)
1 1/2	38	-TTT-AN24	2.33 (59.2)	1.30 (33.0)	2.00 (50.8)
2	50	-TTT-AN32	3.06 (77.7)	1.77 (45.0)	2.50 (63.5)

Union Tees

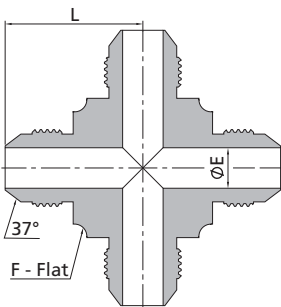


SAE 070432								
Tube O.D.		Basic Ordering Number	Dimensions, in. (mm)					
in.	mm		L	E	F	Lx	G	
1/8	3	-TTT-AN2-AS2-AN2	0.77 (19.6)	0.06 (1.6)	0.44 (11.1)	0.97 (24.6)	0.44 (11.1)	
3/16	4	-TTT-AN3-AS3-AN3	0.83 (21.1)	0.13 (3.2)	0.44 (11.1)	1.00 (25.4)	0.50 (12.7)	
1/4	6	-TTT-AN4-AS4-AN4	0.89 (22.6)	0.17 (4.4)	0.50 (12.7)	1.00 (25.4)	0.56 (14.3)	
5/16	8	-TTT-AN5-AS5-AN5	0.95 (24.1)	0.24 (6.0)	0.56 (14.3)	1.06 (26.9)	0.63 (15.9)	
3/8	10	-TTT-AN6-AS6-AN6	1.06 (26.9)	0.30 (7.5)	0.56 (14.3)	1.25 (31.8)	0.69 (17.5)	
1/2	12	-TTT-AN8-AS8-AN8	1.25 (31.8)	0.39 (9.9)	0.81 (20.6)	1.38 (35.1)	0.87 (22.2)	
5/8	16	-TTT-AN10-AS10-AN10	1.45 (36.8)	0.48 (12.3)	0.81 (20.6)	1.62 (41.1)	1.00 (25.4)	
3/4	18	-TTT-AN12-AS12-AN12	1.66 (42.2)	0.61 (15.5)	1.06 (27.0)	1.75 (44.4)	1.25 (31.8)	
7/8	22	-TTT-AN14-AS14-AN14	1.80 (45.7)	0.72 (18.3)	1.25 (31.8)	1.78 (45.2)	1.37 (34.9)	
1	25	-TTT-AN16-AS16-AN16	1.81 (46.0)	0.85 (21.5)	1.37 (34.9)	2.00 (50.8)	1.50 (38.1)	
1 1/4	32	-TTT-AN20-AS20-AN20	2.06 (52.3)	1.08 (27.5)	1.69 (42.9)	2.31 (58.7)	2.00 (50.8)	
1 1/2	38	-TTT-AN24-AS24-AN24	2.33 (59.2)	1.30 (33.0)	2.00 (50.8)	2.59 (65.8)	2.37 (60.3)	
2	50	-TTT-AN32-AS32-AN32	3.06 (77.7)	1.77 (45.0)	2.50 (63.5)	3.38 (85.9)	2.87 (73.0)	



SAE 070433								
Tube O.D.		Basic Ordering Number	Dimensions, in. (mm)					
in.	mm		L	E	F	Lx	G	
1/8	3	-TTT-AN2-AN2-AS2	0.77 (19.6)	0.06 (1.6)	0.44 (11.1)	0.97 (24.6)	0.44 (11.1)	
3/16	4	-TTT-AN3-AN3-AS3	0.83 (21.1)	0.13 (3.2)	0.44 (11.1)	1.00 (25.4)	0.50 (12.7)	
1/4	6	-TTT-AN4-AN4-AS4	0.89 (22.6)	0.17 (4.4)	0.50 (12.7)	1.00 (25.4)	0.56 (14.3)	
5/16	8	-TTT-AN5-AN5-AS5	0.95 (24.1)	0.24 (6.0)	0.56 (14.3)	1.06 (26.9)	0.63 (15.9)	
3/8	10	-TTT-AN6-AN6-AS6	1.06 (26.9)	0.30 (7.5)	0.56 (14.3)	1.25 (31.8)	0.69 (17.5)	
1/2	12	-TTT-AN8-AN8-AS8	1.25 (31.8)	0.39 (9.9)	0.81 (20.6)	1.38 (35.1)	0.87 (22.2)	
5/8	16	-TTT-AN10-AN10-AS10	1.45 (36.8)	0.48 (12.3)	0.81 (20.6)	1.62 (41.1)	1.00 (25.4)	
3/4	18	-TTT-AN12-AN12-AS12	1.66 (42.2)	0.61 (15.5)	1.06 (27.0)	1.75 (44.4)	1.25 (31.8)	
7/8	22	-TTT-AN14-AN14-AS14	1.80 (45.7)	0.72 (18.3)	1.25 (31.8)	1.78 (45.2)	1.37 (34.9)	
1	25	-TTT-AN16-AN16-AS16	1.81 (46.0)	0.85 (21.5)	1.37 (34.9)	2.00 (50.8)	1.50 (38.1)	
1 1/4	32	-TTT-AN20-AN20-AS20	2.06 (52.3)	1.08 (27.5)	1.69 (42.9)	2.31 (58.7)	2.00 (50.8)	
1 1/2	38	-TTT-AN24-AN24-AS24	2.33 (59.2)	1.30 (33.0)	2.00 (50.8)	2.59 (65.8)	2.37 (60.3)	
2	50	-TTT-AN32-AN32-AS32	3.06 (77.7)	1.77 (45.0)	2.50 (63.5)	3.38 (85.9)	2.87 (73.0)	

Union Crosses



SAE 070501						
Tube O.D.		Basic Ordering Number	Dimensions, in. (mm)			
in.	mm		L	E	F	
1/8	3	-C-AN2	0.77 (19.6)	0.06 (1.6)	0.44 (11.1)	
3/16	4	-C-AN3	0.83 (21.1)	0.13 (3.2)	0.44 (11.1)	
1/4	6	-C-AN4	0.89 (22.6)	0.17 (4.4)	0.50 (12.7)	
5/16	8	-C-AN5	0.95 (24.1)	0.24 (6.0)	0.56 (14.3)	
3/8	10	-C-AN6	1.06 (26.9)	0.30 (7.5)	0.56 (14.3)	
1/2	12	-C-AN8	1.25 (31.8)	0.39 (9.9)	0.81 (20.6)	
5/8	16	-C-AN10	1.45 (36.8)	0.48 (12.3)	0.81 (20.6)	
3/4	18	-C-AN12	1.66 (42.2)	0.61 (15.5)	1.06 (27.0)	
7/8	22	-C-AN14	1.80 (45.7)	0.72 (18.3)	1.25 (31.8)	
1	25	-C-AN16	1.81 (46.0)	0.85 (21.5)	1.37 (34.9)	
1 1/4	32	-C-AN20	2.06 (52.3)	1.08 (27.5)	1.69 (42.9)	
1 1/2	38	-C-AN24	2.33 (59.2)	1.30 (33.0)	2.00 (50.8)	
2	50	-C-AN32	3.06 (77.7)	1.77 (45.0)	2.50 (63.5)	

FITOK Group

FITOK GmbH (Headquarter)

Sprendlinger Landstr. 115, 63069 Offenbach am Main, Germany
Tel.: +49 69 8900 4498 Fax: +49 69 8900 4495

FITOK, Inc.

13843 North Promenade Blvd., Suite 750, Stafford, Texas 77477, USA
Tel.: +1 281 888 0077 Fax: +1 281 582 4051

FITOK Incorporated

Block C, Zone E, Yingtai Industrial Park, Dalang Street,
Longhua New District, Shenzhen, 518109, China
Tel.: +86 755 2803 2500 Fax: +86 755 2803 2619

FITOK Middle East Oil Equipment Trading LLC

208-209, Makateb Building, Airport Road, P.O.Box 185412, Deira, Dubai, UAE
Tel.: +971 4 2959 853 Fax: +971 4 2959 854

info@fitokgroup.com
www.fitokgroup.com

FK-IC-GF-04-EN-170505