


Capillary Tube Fittings

6 Series



FITOK
Valves and Fittings

www.fitokgroup.com

1 Capillary Tube Fittings

Features

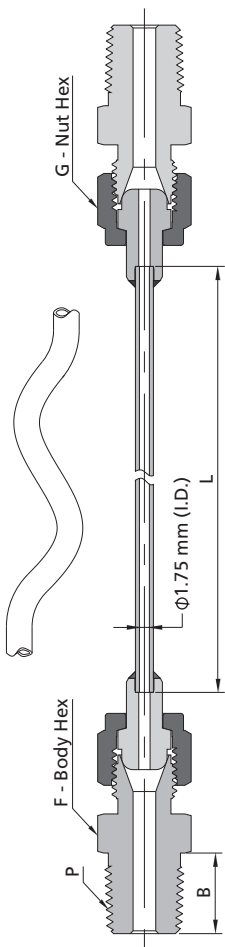
- Fully annealed stainless steel capillary tube provides excellent flexibility with the minimum bending radius of 9 mm.
- Ball surface seal ensures no leakage.
- Maximum working temperature: 850°F (454°C).
- Working pressure up to: 8550 psig (590 bar). Multiply 8550 psig (590 bar) by the elevated temperature factors to get the working pressure at elevated temperature. To locate the elevated temperature factor, please refer to the related information of FITOK Tubes and Pipes page 11.
- Every fitting is tested with nitrogen for leak-tight performance at 1.5 the times maximum working pressure.
- Every part of the fitting is stamped with size, material, and heat code.
- Standard material is 316 SS, other materials are available upon request.
- Body can be replaced by FITOK 6 series tube fitting body.

Material Specifications

Component	Material Specification
Capillary tube	316L/A269
Others	316/A276

Ordering Information and Dimensions

Fittings



Dimensions are for reference only, subject to change.

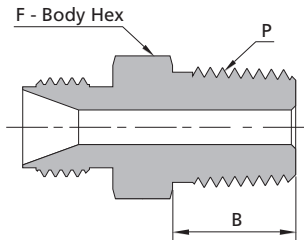
NPT Thread						
CTF Size	P-NPT Size	Ordering Number	L (m)	Dimension, in. (mm)		
				F	B	G
1/4	1/16	SS-CTF-4-NS1-1M	1	0.50 (12.7)	0.38 (9.7)	0.56 (14.3)
1/4	1/16	SS-CTF-4-NS1-2M	2	0.50 (12.7)	0.38 (9.7)	0.56 (14.3)
1/4	1/8	SS-CTF-4-NS2-1M	1	0.50 (12.7)	0.38 (9.7)	0.56 (14.3)
1/4	1/8	SS-CTF-4-NS2-2M	2	0.50 (12.7)	0.38 (9.7)	0.56 (14.3)
1/4	1/4	SS-CTF-4-NS4-1M	1	0.56 (14.3)	0.56 (14.2)	0.56 (14.3)
1/4	1/4	SS-CTF-4-NS4-1.5M	1.5	0.56 (14.3)	0.56 (14.2)	0.56 (14.3)
1/4	1/4	SS-CTF-4-NS4-2M	2	0.56 (14.3)	0.56 (14.2)	0.56 (14.3)
1/4	3/8	SS-CTF-4-NS6-1M	1	0.69 (17.5)	0.56 (14.2)	0.56 (14.3)
1/4	3/8	SS-CTF-4-NS6-2M	2	0.69 (17.5)	0.56 (14.2)	0.56 (14.3)
1/2	1/2	SS-CTF-8-NS8-1M	1	0.87 (22.2)	0.75 (19.1)	0.87 (22.2)
1/2	1/2	SS-CTF-8-NS8-1.5M	1.5	0.87 (22.2)	0.75 (19.1)	0.87 (22.2)
1/2	1/2	SS-CTF-8-NS8-2M	2	0.87 (22.2)	0.75 (19.1)	0.87 (22.2)

ISO Tapered Thread						
CTF Size	P-ISO Thread Size	Ordering Number	L (m)	Dimension, in. (mm)		
				F	B	G
1/4	1/16	SS-CTF-4-RT1-1M	1	0.50 (12.7)	0.38 (9.7)	0.56 (14.3)
1/4	1/16	SS-CTF-4-RT1-2M	2	0.50 (12.7)	0.38 (9.7)	0.56 (14.3)
1/4	1/8	SS-CTF-4-RT2-1M	1	0.50 (12.7)	0.38 (9.7)	0.56 (14.3)
1/4	1/8	SS-CTF-4-RT2-2M	2	0.50 (12.7)	0.38 (9.7)	0.56 (14.3)
1/4	1/4	SS-CTF-4-RT4-1M	1	0.56 (14.3)	0.56 (14.2)	0.56 (14.3)
1/4	1/4	SS-CTF-4-RT4-1.5M	1.5	0.56 (14.3)	0.56 (14.2)	0.56 (14.3)
1/4	1/4	SS-CTF-4-RT4-2M	2	0.56 (14.3)	0.56 (14.2)	0.56 (14.3)
1/4	3/8	SS-CTF-4-RT6-1M	1	0.69 (17.5)	0.56 (14.2)	0.56 (14.3)
1/4	3/8	SS-CTF-4-RT6-2M	2	0.69 (17.5)	0.56 (14.2)	0.56 (14.3)
1/2	1/2	SS-CTF-8-RT8-1M	1	0.87 (22.2)	0.75 (19.1)	0.87 (22.2)
1/2	1/2	SS-CTF-8-RT8-1.5M	1.5	0.87 (22.2)	0.75 (19.1)	0.87 (22.2)
1/2	1/2	SS-CTF-8-RT8-2M	2	0.87 (22.2)	0.75 (19.1)	0.87 (22.2)

Fittings

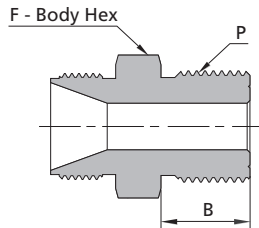
Metric Thread						
CTF Size	P-Metric Thread Size	Ordering Number	L (m)	Dimension, mm (in.)		
				F	B	G
1/4	M14 x 1.5	SS-CTF-4-MS14-1M	1	16.0 (0.63)	13.0 (0.51)	14.3 (0.56)
1/4	M14 x 1.5	SS-CTF-4-MS14-2M	2	16.0 (0.63)	13.0 (0.51)	14.3 (0.56)
1/2	M20 x 1.5	SS-CTF-8-MS20-1M	1	22.0 (0.87)	16.0 (0.63)	22.2 (0.87)
1/2	M20 x 1.5	SS-CTF-8-MS20-2M	2	22.0 (0.87)	16.0 (0.63)	22.2 (0.87)

Replacement Parts - Bodies



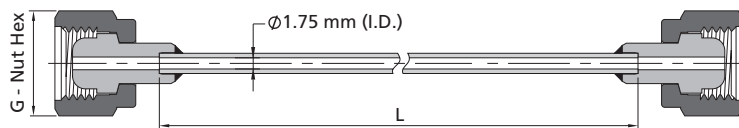
NPT Thread					
CTF Size	P-NPT Size	Ordering Number	Dimension, in. (mm)		Replaceable by the Body of
			F	B	
1/4	1/16	SS-CTF-4-NS1-B	0.50 (12.7)	0.38 (9.7)	SS-CM-FL4-NS1
1/4	1/8	SS-CTF-4-NS2-B	0.50 (12.7)	0.38 (9.7)	SS-CM-FL4-NS2
1/4	1/4	SS-CTF-4-NS4-B	0.56 (14.3)	0.56 (14.2)	SS-CM-FL4-NS4
1/4	3/8	SS-CTF-4-NS6-B	0.69 (17.5)	0.56 (14.2)	SS-CM-FL4-NS6
1/2	1/2	SS-CTF-8-NS8-B	0.87 (22.2)	0.75 (19.1)	SS-CM-FL8-NS8

ISO Tapered Thread					
CTF Size	P-ISO Thread Size	Ordering Number	Dimension, in. (mm)		Replaceable by the Body of
			F	B	
1/4	1/16	SS-CTF-4-RT1-B	0.50 (12.7)	0.38 (9.7)	SS-CM-FL4-RT1
1/4	1/8	SS-CTF-4-RT2-B	0.50 (12.7)	0.38 (9.7)	SS-CM-FL4-RT2
1/4	1/4	SS-CTF-4-RT4-B	0.56 (14.3)	0.56 (14.2)	SS-CM-FL4-RT4
1/4	3/8	SS-CTF-4-RT6-B	0.69 (17.5)	0.56 (14.2)	SS-CM-FL4-RT6
1/2	1/2	SS-CTF-8-RT8-B	0.87 (22.2)	0.75 (19.1)	SS-CM-FL8-RT8



Metric Thread					
CTF Size	P-Metric Thread Size	Ordering Number	Dimension, mm (in.)		Replaceable by the Body of
			F	B	
1/4	M14 x 1.5	SS-CTF-4-MS14-B	16.0 (0.63)	13.0 (0.51)	SS-CM-FL4-MS14
1/2	M20 x 1.5	SS-CTF-8-MS20-B	22.0 (0.87)	16.0 (0.63)	SS-CM-FL8-MS20

Replacement Parts - Capillary Tube Sets



CTF Size	Ordering Number	L (m)	G in. (mm)
1/4	SS-CTS-4-1M	1.0	0.56 (14.3)
1/4	SS-CTS-4-1.5M	1.5	0.56 (14.3)
1/4	SS-CTS-4-2M	2.0	0.56 (14.3)
1/2	SS-CTS-8-1M	1.0	0.87 (22.2)
1/2	SS-CTS-8-1.5M	1.5	0.87 (22.2)
1/2	SS-CTS-8-2M	2.0	0.87 (22.2)

FITOK Group

FITOK GmbH (Headquarter)

Sprendlinger Landstr. 115, 63069 Offenbach am Main, Germany
Tel.: +49 69 8900 4498 Fax: +49 69 8900 4495

FITOK, Inc.

13843 North Promenade Blvd., Suite 750, Stafford, Texas 77477, USA
Tel.: +1 281 888 0077 Fax: +1 281 582 4051

FITOK Incorporated

1-4F, Block C, Zone E, Yingtailong Industrial Park, Dalang Street,
Longhua District, Shenzhen, 518109, China
Tel.: +86 755 2803 2500 Fax: +86 755 2803 2619

FITOK Middle East Oil Equipment Trading LLC

208-209, Makateb Tower, Airport Road, P.O.Box 185412, Deira, Dubai, UAE
Tel.: +971 4 2959 853 Fax: +971 4 2959 854

info@fitokgroup.com
www.fitokgroup.com

FK-IC-GF-06-EN-140821