



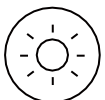
EGE-ST59

Ultra-thin streamlined design

High cost-effective but reliable street lighting solution



150lm/W



55-180w



IP66



IK10



10KV



Photocell



Microwave sensor

High efficacy up to 150 lm/W

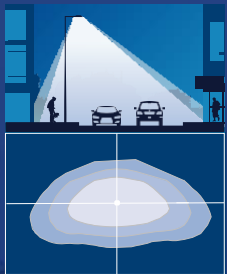


up to 150 lm/W


up to 27000 lm

Professional Type I, Type II, Type III optics

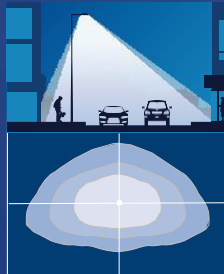
55W beam angle



T2 73x154° (t30°)

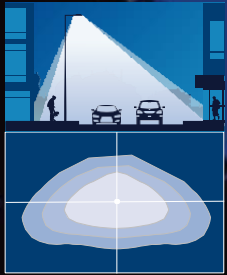


T1 50x150° (t20°)

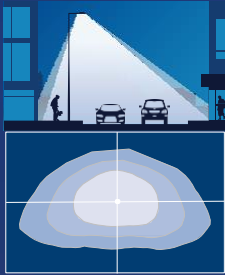


T3 68x152° (t45°)

75W/100W beam angle

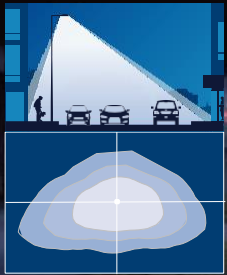


T2 80x160° (t30°)



T3 69x156° (t45°)

120W/150W/180W beam angle



T3 66x156° (t45°)




Multiple mounting options

Compatible with pole mounting and wall mounting



Compatible with 60mm/76mm spigot, can be post top and side entry mount, the angle can be adjusted easily



60mm



76mm



ST59 Product Range



Model	EGE-ST59-055	EGE-ST59-075	EGE-ST59-100	EGE-ST59-120	EGE-ST59-150	EGE-ST59-180
Power Consumption	55W	75W	100W	120W	150W	180W
Input Voltage	120-277Vac , 50 / 60Hz					
Control	Non dimmable / Photocell / 1-10VDimmable					
Emcacy (4000K Ra70)	150lm/W					
CCT &CRI	4000K (3000K, 5000K optional) ,Ra70					
Beam Angle	73x154° , 50x150° 68x152°	80x160° 69x156°			66x156°	
Product Dimension	Post top	410*145*179	520*176*188		609*210*190	
	Side entry	524*145*82	634*176*82		723*210*82	
Luminaire Net Weight	1.9kg	3.2kg			4.4kg	
Protection	IP66, IK10					
Operating Temperature (°C)	-30 to +50					

Mounting Options (Optional)



Wall mount adaptor



T shape pole mount adaptor



Pole mount spigot



L shape pole mount adaptor



L shape pole mount adaptor



T shape pole mount adaptor



Quad adaptor



Triple adaptor



Corner mount adaptor



Twin adaptor