

Durable Lighting Made for Industrial Safety



Hazardous Location LED Luminaire A Series (Zone 2 & Class I Divison 2)



Authorized Agent :

EGE TECHNOLOGY SDN BHD (201201031202)

www.egetech.com.my


VENAS
Venas International Co., Ltd



A2



A



A3



A4



Product Description

The A Series LED luminaire is the ideal choice for marine and hazardous applications. They can be used in locations where moisture, dirt, dust, corrosion and vibration may be present, or areas where wind, water, snow or high ambient can be expected.

Features

- 0-10V dimming optional
- High luminous efficacy - Up to 140 lumens per watt
- Battery backup function: emergency only available for A3 and A4
- Compact and robust structure, excellent reliability
- Various installation ways for different applications
- Great impact resistance with IK08/IK10 certified
- Die-cast aluminum housing, great corrosion resistance and cooling performance

Compliance

ATEX Standard:

⊕ BGEEx I CT6...T3Gc

⊕ 2DEEx t b I CT85°C...T103°C Db IP66

IECEX Standard:

Exe I CT6...T3Gc

Ext b I CT85°C...T100°C Db IP66

Zone 2, Zone 21 & 22

CB (Ref. Certif. No.: DE 2-038462-M1)

UL 844 Hazardous Locations Class Division

2, Group A, B, C, D Class Division 1, Group E,

F, G Class Division 2, Group F, G Class III

Class I Zone 2, Group IIC Class II,

Zone 21, Group IIC UL 1598 Wet

Locations

UL 1598 A Marine Outside Type

ETL (ATM for Report 105342415DAL-001) ABS

DLC*

IP66

IK08 (without wireguard) IK10

(with wireguard) 1000 hours

saltspray

* Not all product variations listed on this spec sheet are DLC qualified.
Visit www.designlights.org/search to confirm qualification.



Application

- Power Plants
- Heavy Industrials Storage Facility
- Paper mills
- Wastewater Treatment Plants
- Loading Docks Platforms
- Offshore Environments
- Chemical Processing Facility
- Petrochemical Processing Facility
- Metallurgical Industry
- Coal Mine
- Food and Alcohol industry

Warranty

5-Year Standard Warranty

LED Lumen Maintenance: L70 > 78,000 Operation Hours @ 55°C

Technical Parameter - UL844 Certified

● Electrical

Specification	EX-20W A2YZDA	EX-40W A2YZDA	EX-60W AYZDA	EX-80W AYZDA	EX-100W AYZDA
RatedPower	20W	40W	60W	80W	100W
Input Voltage	100-277/200-480VAC				
InputFrequency	50/60Hz				
PowerFactor	> 0.95				
Emergency Function	No emergency function		Optional(Billda)		

● Optical

Specification	EX-20W A2YZDA	EX-40W A2YZDA	EX-60W AYZDA	EX-80W AYZDA	EX-100W AYZDA
LumenOutput	2800lm	5,600lm	8,400lm	11200lm	14000lm
Lumens PerWatt	140lm/W				
CCT	3000K-6500K				
CRI	> 70				
Beam Angle	40°/60°/90°/120°				
Dimming	0-10Vdimmingoptional				

● Mechanical

Specification	EX-20W A2YZDA	EX-40W A2YZDA	EX-60W AYZDA	EX-80W AYZDA	EX-100W AYZDA
HousingMaterial	Die-castaluminum				
Lens	Temperedglass&PC				
Hardware	Stainlesssteel				
FixtureColor	GrayRAL7040(Standard)				
Protection	IP66/IP67/IK08(glasscover)/IK10(withwireguard)				
Mounting	Ceiling, Wall,Hook,Trunnion,Pole,Stanchion				
CableEntries	Side:3/4"NPT(standard);M20,M25,1/2"NPT(optional) Top:3/4" NPT(standard)				

Technical Parameter - UL844 Certified

● Electrical

Specification	EX-150W A3YZDA	EX-180W A3YZDA	EX-200W A3YZDA	EX-250W A4YZDA	EX-300W A4YZDA	EX-400W A4YZDA
RatedPower	150W	180W	200W	250W	300W	400W
Input Voltage	120-277/277-480VAC					
InputFrequency	50/60Hz					
PowerFactor	> 0.95					
Emergency Function	Optional					

● Optical

Specification	EX-150W A3YZDA	EX-180W A3YZDA	EX-200W A3YZDA	EX-250W A4YZDA	EX-300W A4YZDA	EX-400W A4YZDA
Lumen Output	21000lm	25200lm	28000lm	35000lm	42000lm	56000lm
LumensPerWatt	140lm/W					
CCT	3000K-6500K					
CRI	> 70					
Beam Angle	40°/60°/90°/120°					
Dimming	0-10Vdimmingoptional					

● Mechanical

Specification	EX-150W A3YZDA	EX-180W A3YZDA	EX-200W A3YZDA	EX-250W A4YZDA	EX-300W A4YZDA	EX-400W A4YZDA
HousingMaterial	Die-castaluminum					
Lens	Temperedglass&PC					
Hardware	Stainlesssteel					
FixtureColor	GrayRAL7040(Standard)					
Protection	IP66/IP67/IK08(glasscover)/IK10(withwireguard)					
Mounting	Ceiling, Wall, Hook, Pole, Stanchion					
CableEntries	Side:3/4"NPT(standard);M20,M25,1/2"NPT(optional) Top:3/4" NPT(standard)					

● AmbientTemperature

40°Cto+40°C(-40°Fto+104°F)	Models A, 40-120W
40°C to +50°C (-40°F to +122°F)	Models A, 40-100W, Class I Division 2 Group A, B, C, D
40°C to +40°C (-40°F to +104°F)	Models A2, 20-40W
40°C to +40°C (-40°F to +104°F)	Models A3, 20-200W
40°C to +55°C (-40°F to +131°F)	Models A4, 20-300W
40°C to +40°C (-40°F to +104°F)	Models A4, 20-400W

Technical Parameter - for Zone 2/21/22

● Electrical

Specification	Ex-20WA2N**D**	Ex-40WA2N**D**	Ex-60WAN**D**	Ex-80WAN**D**	Ex-100WAN**D**
RatedPower	20W	40W	60W	80W	100W
Input Voltage	100-277VAC				
InputFrequency	50/60Hz				
PowerFactor	> 0.95				
Emergency Function	Noemergencyfunction		Optional(Billda)		

● Optical

Specification	Ex-20WA2N**D**	Ex-40WA2N**D**	Ex-60WAN**D**	Ex-80WAN**D**	Ex-100WAN**D**
Lumen Output	2800lm	5,600lm	8,400lm	11200lm	14000lm
LumensPerWatt	140lm/W				
CCT	3000K-6500K				
CRI	> 70				
Beam Angle	40°/60°/90°/120°				
Dimming	0-10V dimming optional				

● Environmental

Specification	Ex-20WA2N**D**	Ex-40WA2N**D**	Ex-60WAN**D**	Ex-80WAN**D**	Ex-100WAN**D**
Ambient Temperature	T3:40°Cto+55°C (-40°Fto+131°F)				

● Mechanical

Specification	Ex-20WA2N**D**	Ex-40WA2N**D**	Ex-60WAN**D**	Ex-80WAN**D**	Ex-100WAN**D**
HousingMaterial	Die-castaluminum				
FixtureColor	GrayRAL7040(Standard)				
Lens	Temperedglass&PC				
Hardware	Stainlesssteel				
Protection	IP66/IP67/IK08(glasscover)/IK10(withwireguard)				
Mounting	Ceiling, Wall, Hook, Pole, Stanchion				
CableEntries	Side:M20(standard);M25,1/2"NPT,3/4"NPT(optional) Top:3/4"NPT (standard)				

Technical Parameter - for Zone 2/21/22

● Electrical

Specification	Ex-150W A3N**D**	Ex-180W A3N**D**	Ex-200W A3N**D**	Ex-250W A4N**D**	Ex-300W A4N**D**
RatedPower	150W	180W	200W	250W	300W
Input Voltage	100-277VAC				
InputFrequency	50/60Hz				
PowerFactor	> 0.95				
Emergency Function	Optional				

● Optical

Specification	Ex-150W A3N**D**	Ex-180W A3N**D**	Ex-200W A3N**D**	Ex-250W A4N**D**	Ex-300W A4N**D**
Lumen Output	21000lm	28000lm	11200lm	35000lm	42000lm
LumensPerWatt	140lm/W				
CCT	3000K-6500K				
CRI	> 70				
Beam Angle	40°/60°/90°/120°				
Dimming	0-10V dimming optional				

● Environmental

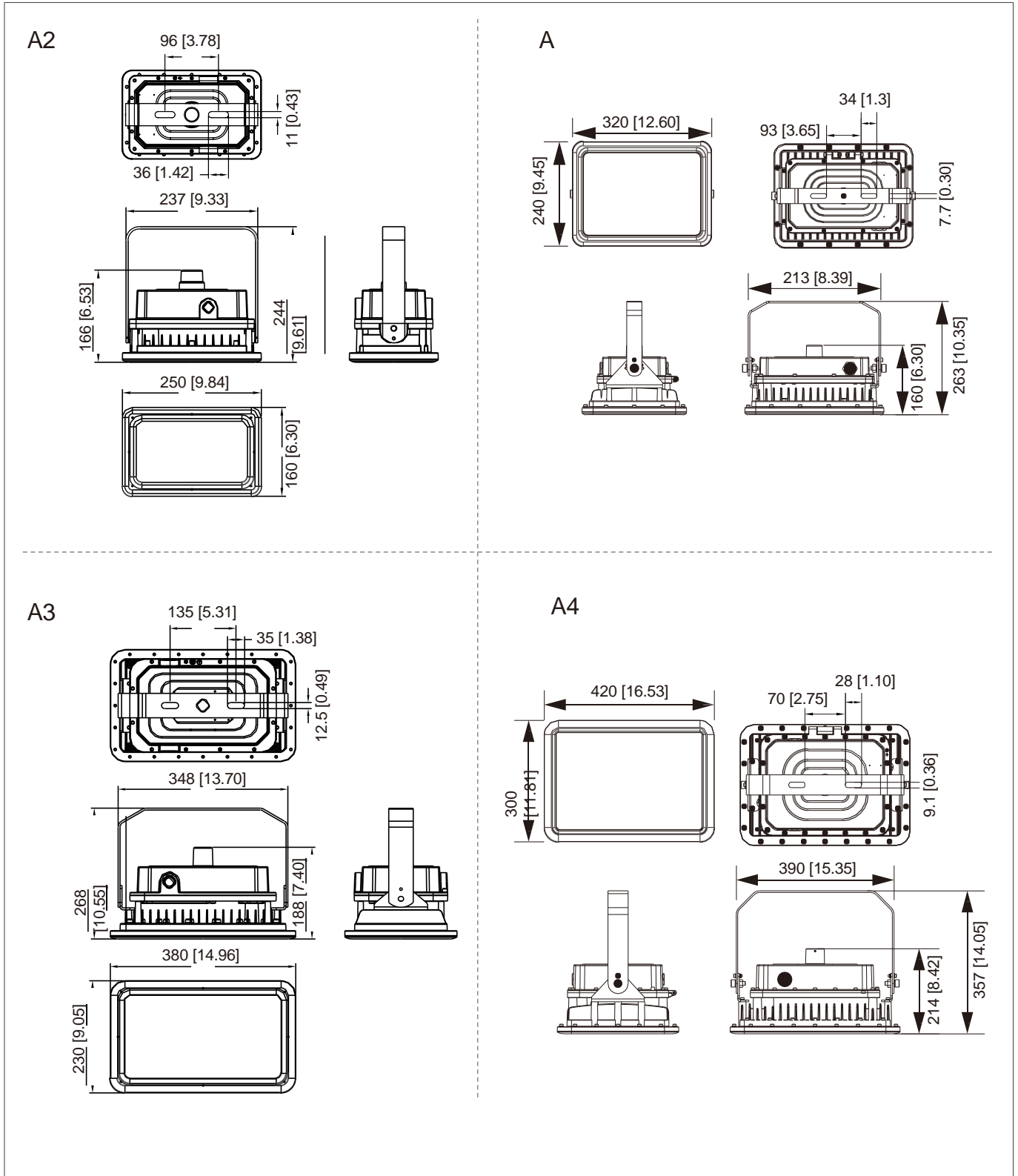
Specification	Ex-150W A3N**D**	Ex-180W A3N**D**	Ex-200W A3N**D**	Ex-250W A4N**D**	Ex-300W A4N**D**
Ambient Temperature	T3:40°Cto+55°C(40°Fto+131°F)				

● Mechanical

Specification	Ex-150W A3N**D**	Ex-180W A3N**D**	Ex-200W A3N**D**	Ex-250W A4N**D**	Ex-300W A4N**D**
HousingMaterial	Die-castaluminum				
FixtureColor	GrayRAL7040(Standard)				
Lens	Temperedglass&PC				
Hardware	Stainlesssteel				
Protection	IP66/IP67/IK08(glasscover)/IK10(withwireguard)				
Mounting	Ceiling, Wall, Hook, Pole, Stanchion				
CableEntries	Side:M20(standard);M25,1/2"NPT,3/4"NPT(optional) Top:3/4"NPT (standard)				

Product Dimensions

Unit: mm [inch]

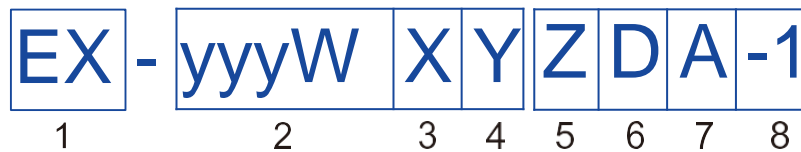


● Packing Information

Model	Net Weight*	Gross Weight*	Quantity/ Carton	Package Dimensions (LxWxH)
A2	4.15 kg/9.15 lb	5.30 kg/11.68 lb	1 pc	365x270x305 mm/14.37x10.63x12.01 inch
A	6.95 kg/15.32 lb	7.90 kg/17.42 lb	1 pc	375x340x215 mm/14.76x13.39x8.46 inch
A3	8.30 kg/18.30 lb	10.30 kg/22.71 lb	1 pc	485x340x365 mm/19.09x13.39x14.37 inch
A4	15.1 kg/33.29 lb	15.80 kg/34.83 lb	1 pc	510x480x350 mm/20.08x18.90x13.78 inch

*Please note that net weight and gross weight may be subject to change because of actual configuration.

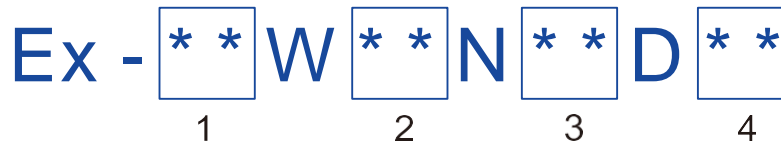
Ordering Guide - UL844 Certified



1.Product Categories	2.Wattage	3.Shell Shape Series	4.Dimming or Not
Explosion Proof Light	A: 60/80/100W A2: 20W/40W A3: 150/180/200W A4: 250/300/400W	“X” Can be: A, A2, A3, A4	“Y” Can be: D: Dimmable N: Non-dimmable

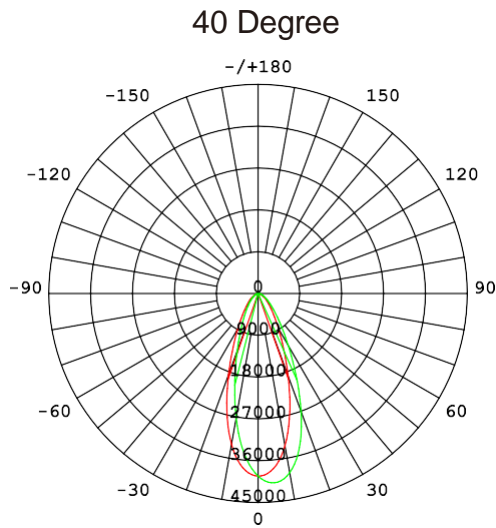
5.Color Temp.	6.Beam Angle	7.Long Glass Cover Optionl	8.Optional
“Z” can be 27 to 70, denotes 2700K to 7000K	D40=40° D60=60° D90=90° D120=120°	“A” = C: long glass cover blank: non long glass cover	“-1” :made in USA, blank: made in China

Ordering Guide - for Zone 2/21/22



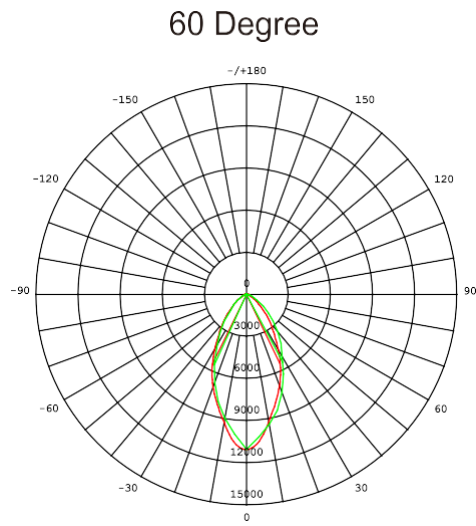
1. Wattage (W)	2. Product Code	3. Color Temperature	4. Beam Angle (Degree)
A: 80/100W A2: 20W/40/60W A3: 150/180/200W A4: 250/300W	Can be: A, A2, A3, A4	Can be 30 to 65, means 3000K to 6500K	Can be: 40, 60, 90, 120

Photometric



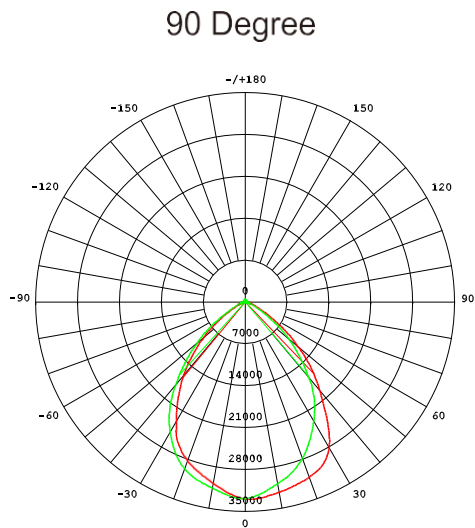
AVERAGE BEAM ANGLE(50%):38.6 DEG

UNIT:cd
 - C0/180,38.7°
 - C90/270,38.5°



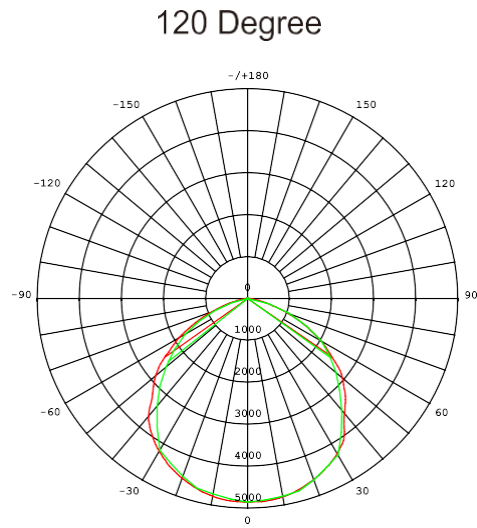
AVERAGE BEAM ANGLE(50%):52.5 DEG

UNIT:cd
 - V 0.0DEG PLAN,52.3
 - H 0.0DEG PLAN,52.7



AVERAGE BEAM ANGLE(50%):82.8 DEG

UNIT:cd
 - V 0.0DEG PLAN,83.2
 - H 0.0DEG PLAN,82.4

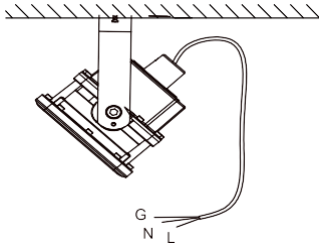


AVERAGE BEAM ANGLE(50%):107.8 DEG

UNIT:cd
 - V 0.0DEG PLAN,109.9
 - H 0.0DEG PLAN,105.8

Mounting Methods and Accessories

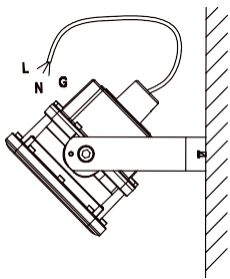
• Option1:CeilingMounting



• Accessory



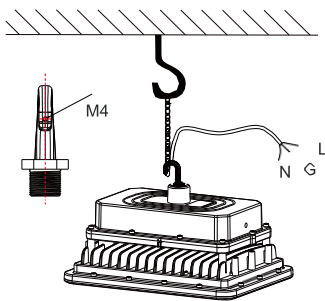
• Option2:WallMounting



• Accessory



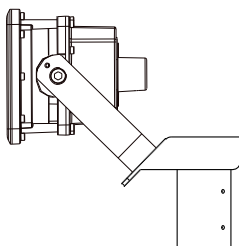
• Option3:HookMounting



• Accessories



• Option4:TrunnionMounting(OnlyforAandA2)




• Accessory



Mounting Methods and Accessories


● Option5:PoleMounting(Vertical)



● Accessories

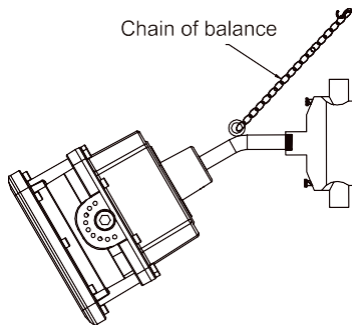


Junction Box
EX-HD51-KB1



Pole
Ex-Straight Pipe

● Option6:PoleMounting(Non-vertical)



●Accessories



Junction Box
EX-HD51-KB1

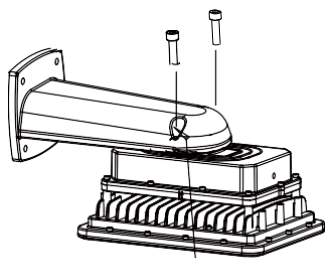


Pole
Ex-Bended Pipe



Pendant Chain
Ex-Straight Chain

● Option7:StanchionMountingontheWall



● Accessory



Stanchion Arm
Ex-MArm

45mm

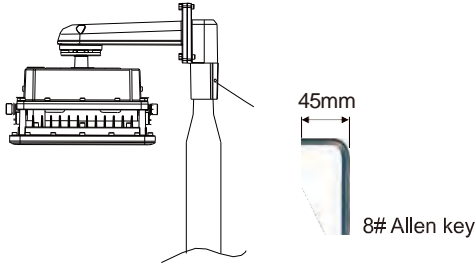


6# Allen key

Make sure the screw is fixed well for safety.

Mounting Methods and Accessories

● Option8:StanchionMountingonthePole(90Degree)

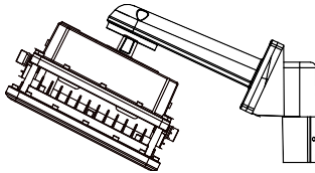


● Accessories



EX-90PSupport

● Option9:StanchionMountingonthePole(25Degree)

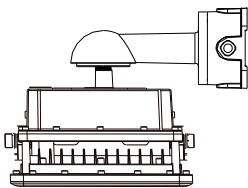


● Accessories



EX-25PSupport

● Option10:WallMountingwithJunctionBox(90Degree)

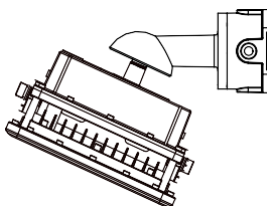


● Accessory



**Stanchion Arm
EX-HD51-KYD 90**

● Option11:WallMountingwithJunctionBox(25Degree)



● Accessory



**Stanchion Arm
EX-HD51-KYD 25**