










Short instruction HERMLE centrifuges

Z 207 A, Z 207 M, Z 207 H, Z 167 M, Z 287 A and SIEVA-3

Button function

-  = **Speed and RCF**
= Selection of speed in both rpm and g-force, with increments of 10
-  = **Acceleration and deceleration**
= Selection of acceleration and deceleration (level 0-9)
-  = **Time**
= Selection of centrifugation time (max. 99h and 59min and continuous run)
-  = **Lid opening / Stop**
The unit can be stopped at any time (Press 1x)
= Through pressing this button again, the lid opens. An automatically blocking system makes sure, that the rotor is not moving at that time
-  = **Start**
= The unit only can be started, if the lid is closed
-  = **Store**
= It can be store up to 99 runs with all relevant paramteres, incl. the used rotors
-  = **Prog**
= Recall of stored programs
-  = **Quick**
= For short runs
-  = **Rotary field**
= For convenient setting of the values with just one finger



Notes for the user:

Please account, that a restart after a run is only possible after the lid of the unit is opened and closed again.

If this is not the case, inside the rpm/rcf-display will flash the word „open“.

If there is an eventually defect of the centrifuge or a trouble with the current, the lid can be opened manually. Open therefore the plastic knob on the front left bottomsides of the unit and pull at the cord. (Emergency opening see instruction manual).


ATTENTION:

- If there is an emergency opening, the rotor still may turn - do not touch the rotor at any time during its run.
- Check in front of every run, if the rotor fastening screw is fasten enough.

General:

- Fill up the tubes only outside the centrifuge

Display function



rpm/rcf - display
Indication of speed (rpm) or relative centrifugation force (rcf). There are shown the preset and actual values



acc/decel - display
Indication of Acceleration- and Deceleration level



time - display
Indication of centrifugation time (max. 99h and 59min)