



Temperature Measurement Specialists

[Home](#)
[Contact](#)
[Site Map](#)
[Japan](#)
[China](#)

- Company Profile
- Temperature Probes
- Thermometers
- Accessories
- Technical Guide

Home / Temperature probes / Typical Probes of MG series


Model **MG** series
Magnet Probes

Model MG series probes are temperature sensors designed for stationary surfaces. Built-in magnets allow these probes to be attached to measurement targets. Specific components may be combined to customize products for the needs of a customer's specific application.

[How to order of MG series](#) »

Typical Probes of MG series


Type K Model MG-11K-TS1-ANP
Type E Model MG-11E-TS1-ANP



Temp. Range	Tolerance	Response time	Durability
-50 to 250°C	±2.5°C *	2.0 s	A


* at 100°C Surface

Type K Model MG-14K-GW1-ANP
Type E Model MG-14E-GW1-ANP



Temp. Range	Tolerance	Response time	Durability
-50 to 400°C	±2.5°C *	2.0 s	A

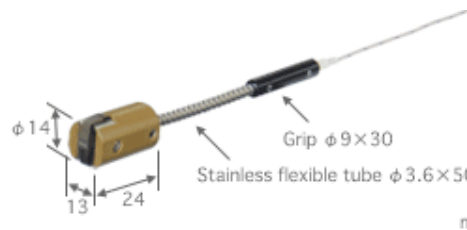
Type K Model MG-21K-TS1-ANP
Type E Model MG-21E-TS1-ANP



Temp. Range	Tolerance	Response time	Durability
-50 to 250°C	±2.5°C *	2.0 s	A

* at 100°C Surface

Type K Model MG-24K-GW1-ANP
Type E Model MG-24E-GW1-ANP



Temp. Range	Tolerance	Response time	Durability
-50 to 400°C	±2.5°C *	2.0 s	A

Type K Model MG-34K-GX1-ANP
Type E Model MG-34E-GX1-ANP



Temp. Range	Tolerance	Response time	Durability
-50 to 400°C	±2.5°C *	2.0 s	A

* at 100°C Surface