

Torque tester DI-1M-IP series

Management of Impact tools and oil pulse tools etc.



High precision and lightweight small
The best for everyday check of
Management of Impact tools and oil pulse tools etc.

Since it is highly precise, the bolting tool of a bolt
is manageable on the optimal conditions.

Since it is lightweight and small, it can install in
a work line. Convenient for the scheduled inspection of a tool

It is bright and readable at an LED display.

The high luminosity (light emitting diode) LED can be adopted as a display element,
and measured value can be read also in a dark place

It can use also for a torque wrench.

It can be used also for management of a torque wrench angle nut runner besides an oil pulse wrench.

The main features

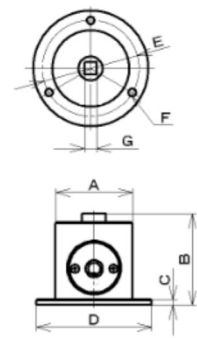
- **Blow counter.** The total number of blows within fixed time and torque measured value are displayed.
- **Stable measurement** can be performed in inspection of a pre set torque wrench in peak down mode.
- **Data Output (USB type).** It connects with a personal computer, and data can be saved easily.
(Taking-in soft use of exclusive use)
- It is the highly efficient measuring instrument which carried the auto-power-off function, the auto clear function, etc.

Specification




Form		DI-1M-IP50	DI-1M-IP200	DI-1M-IP500
Measurement range (at the time of Track)		0.30~50 N·m	3.0~200 N·m	3.0~500 N·m
		3.0~500 kgf·cm	30~2000 kgf·cm	30~5000 kgf·cm
		3.0~450 lbf·in	30~1800 lbf·in	30~4500 lbf·in
Operating range of Pd Mode		0.70N·m~, 7.0kgf·cm/ lbf·in~	7.0N·m~, 70kgf·cm/ lbf·in~	7.0N·m~, 70kgf·cm/ lbf·in~
Accuracy		±0.5% (499 or less digit±3digit)		
Display		The 4 figures digital display of LED		
Mode		Track, Peak (from 30 or more digits to a display), Peak-Down (from 30 or more digits to a display, Operation is 70 or more)		
Blow	counts	Zero to 99 blow		
	Measurement time	0.1 - 9.9 seconds		
	Display	LED display		
Data output		ASCII format (baud rate 19200)		
Auto clear time		In 0.5 - 3.0 seconds (0.5-second interval), an indication is automatically given zero.) It is a manual zero clearance by 0.0-second setup		
Power supply		Ni-MH battery Auto power OFF (after [OFF] the neglect during 5 minutes)		
Charge time / use time		At the time of charge about 3 hour /, and the maximum charge Continuation about 8-hour use		
Meter part Outside size		146(W)×115(D)×48(H) (It does not contain by the projection part).		
Meter part Weight		about 600g		
Detection part Weight		about 600g	about 1.7kg	About3.1kg
Code length		Standard 1m (there are automatic machines no less than 4m as an option.)		
Accessories	Attache case		-	-
		AC/DC adaptor		
		An inspection report, a proofreading certificate, a traceability system figure		

(Note) When you measure shock tools, such as an impact tool, please use it by 60% or less of rated torque.

Detection machine size figure

Form	IP50	IP200	IP500	Detection machine outside figure
A	φ50	φ60	φ80	
B	63	78	98.5	
C	10	15.1	16	
D	φ90	φ108	φ140	
E	φ74	φ90	φ116	
F(Three division)	φ6.3	φ8.3	φ10.5	
G (Socket intuition affinity)	9.5sq	12.7sq	19sq	
Weight	632g	1.8kg	3.5kg	

Please check the newest information and the details
of each product in a homepage. 《URL <http://www.cedar.co.jp>》

		  	SUGISAKI METER CO.,LTD. URL https://cedar.co.jp/en/ E-mail sales@cedar.co.jp
--	--	---	--

The contents of a catalog may change specification and a design without a preliminary announcement