

Ordering code

BSL 01 □

① ② ③

① Silencer Type	② Thread connection	③ Standard color		
BSL: Universal silencer BSLM: Mini Silencer BESL: Throttling silencer PAL: Plastic silencer PALM: Mini plastic Silencer	M5: M5X0.8 01: 1/8" 02: 1/4" 03: 3/8" 04: 1/2"	Type	Color code	Color definition
		PAL、PALM	Blank: grey	Top cover: grey/Body: grey
		Others	D: Black	Top cover: black/Body: black
			No such code	

Product feature

BSL、BSLM、BESL Series:

1. This silencers have excellent noise silencing performance.
2. The installation of the silencer is simple and convenient, and the connecting portion is reliable and durable.
3. It is easy to adjust the exhaust flow of the throttling type silencer.

PAL Series、PALM Series:

1. The silencer body is made of plastic.
2. The mini type silencer has the characteristics of small volume and compact structure.

Configuration table of tubing thread

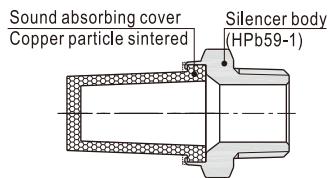
Product series	Thread connection				
	M5	01	02	03	04
BSL	●	●	●	●	●
BSLM	●	●	●	●	●
BESL		●	●	●	●
PAL		●	●	●	●
PALM		●	●		

Specification

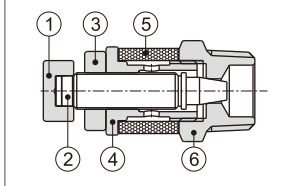
Model	BSLM5	BSL01	BSL02	BSL03	BSL04	BSLMM5	BSLM01	BSLM02	BSLM03	BSLM04
Thread connection	M5×0.8	1/8"	1/4"	3/8"	1/2"	M5×0.8	1/8"	1/4"	3/8"	1/2"
Silencing effect(dB)(0.5MPa)	15	20	20	20	12	15	20	20	20	20
Model	BESL01	BESL02	BESL03	BESL04	PAL01	PAL02	PAL03	PAL04	PALM01	PALM02
Thread connection	1/8"	1/4"	3/8"	1/2"	1/8"	1/4"	3/8"	1/2"	1/8"	1/4"
Silencing effect(dB)(0.5MPa)	20	20	20	20	25	25	25	25	25	25
Operating pressure	0~10kgf/cm ² (0~1.0MPa)									
Negative pressure	-750mmHg(10Torr)									
Proof pressure	1.5MPa									
Temperature range	-20~70℃									

Inner structure

BSL Series

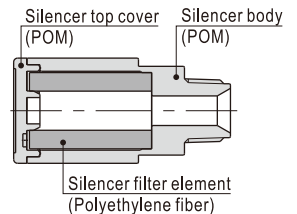


BESL Series



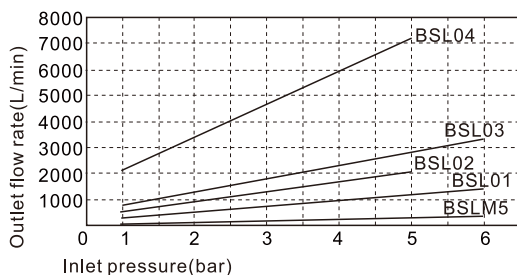
NO.	Name	Material
1	Adjusting cap	Aluminum alloy
2	Throttling column	Aluminum alloy
3	Locking cap	Aluminum alloy
4	Locking ring	Aluminum alloy
5	Silencer ring	Copper particle sintered
6	Silencer body	Brass

PAL Series

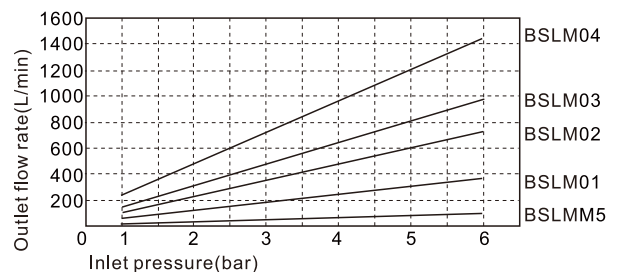


Flowrate characteristic

BSL Series



BSLM Series

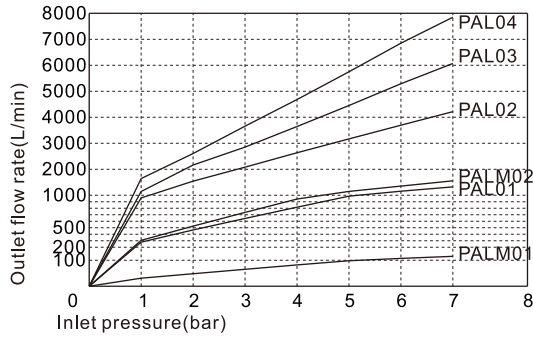


Accessories—Silencers

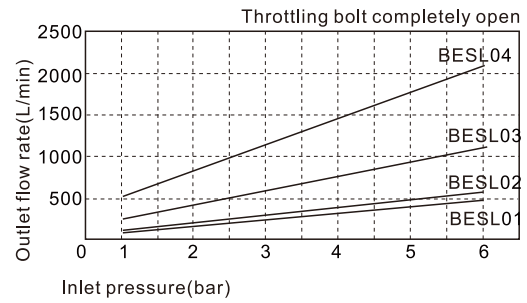
BSL, BSLM, BESL, PAL, PALM series

Flowrate characteristic

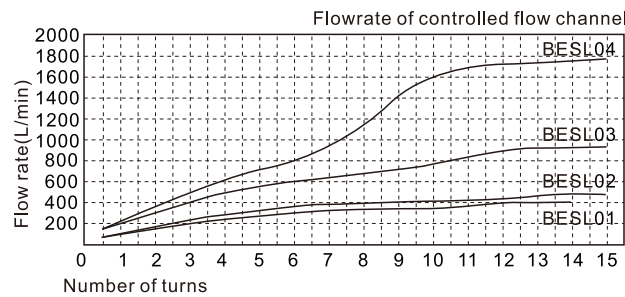
PAL、PALM Series



BESL Series (Inlet pressure and outlet flow rate)

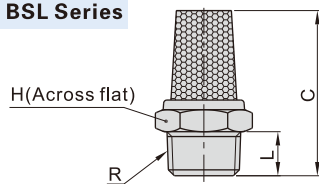


BESL Series



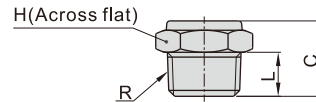
Dimensions

BSL Series



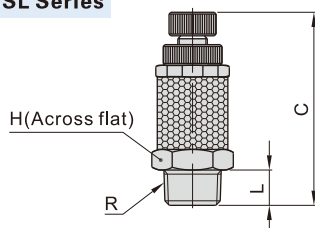
Model/Item	R	L	C	H	Weight(g)
BSLM5	M5×0.8	3.5	19.5	8	2.9
BSL01	1/8"	6	24	12	6.7
BSL02	1/4"	8	30	15	11.6
BSL03	3/8"	9	38.5	19	22
BSL04	1/2"	10.5	46	22	35

BSLM Series



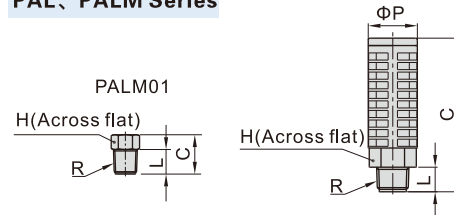
Model/Item	R	L	C	H	Weight(g)
BSLMM5	M5×0.8	3.5	9.5	8	2.3
BSLM01	1/8"	6	11	12	4.3
BSLM02	1/4"	8	13.5	15	8.4
BSLM03	3/8"	9	15.5	19	15.8
BSLM04	1/2"	10.5	19	22	25.9

BESL Series



Model/Item	R	L	C		H	Weight(g)
			max	min		
BESL01	1/8"	6	40.5	33	12	10
BESL02	1/4"	8	42.5	35	14	18.1
BESL03	3/8"	9	49	41.5	17	31.1
BESL04	1/2"	10.5	59.5	52	24	69.8

PAL、PALM Series



Model/Item	R	ΦP	L	C	H	Weight(g)
PAL01	1/8"	16	7	33	14	4.2
PALM01	1/8"	/	10	16	10	0.9
PAL02	1/4"	20	10	62.5	17	10.7
PALM02	1/4"	16	10	36	14	5.1
PAL03	3/8"	26	12	68	24	20
PAL04	1/2"	28	12	73	24	23.1