




KM 120/250 R D Classic

The KM 120/250 R D Classic is an entry-level machine in the industrial sweepers class. It is robust, low-consumption, powerful and fitted with full hydraulic diesel traction drive.



1 Robust design of the machine for safe work

- Permits applications in extreme external conditions.
- Leads to longer service life of components and machine.



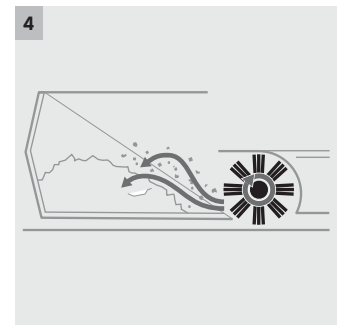
2 Large-area pocket filter with vibration motor

- The large filter area guarantees dust-free work.
- Effective filter cleaning by means of vibrating motor.



3 Simple operation, maintenance and servicing

- Simple technology with tried-and-tested components.
- Easy access to engine compartment permits fast, simple servicing and maintenance.



4 Dustpan principle

- Guarantees good cleaning results also with fine waste.
- Effortless pick-up of coarse waste.



KM 120/250 R D Classic

- Robust steel chassis for tough industrial applications
- Simple brush roller replacement without tools
- Large pocket filter for dust-free work in dusty environments

Technical data

Order no.	1.186-000.0	
EAN code	4054278328027	
Drive type	Diesel	
Traction drive	Four-stroke engine	
Motor manufacturer	Yanmar	
Drive- performance	kW	15,8
Max. area performance	m²/h	10800
Working width	mm	900
Working width with 1 side brush	mm	1200
Working width with two side brushes	mm	1500
Waste container	l	250
Climbing ability	%	18
Working speed	km/h	9
Filter areas	m²	6
Weight	kg	883
Dimensions (L × W × H)	mm	2082 × 1250 × 1450


Equipment

Pocket filter	■	Outdoor use	■
Filter cleaning manual	■	Elapsed time counter	■
Main sweeper roller adjustable	■	Sweeping function, can be switched off	■
Main sweeper roller, floating	■	Wheels, solid rubber	■
Power steering	■	Side brush, automatically swings out	■
Suction volume regulation	■		
Dustpan principle	■		
Forwards traction drive	■		
Backwards traction drive	■		
Suction	■		
Hydr. high dump	■		

■ Included in the scope of supply.

KM 120/250 R D CLASSIC

1.186-000.0



		Order no.	Installation ex works	Length / width	Diame-ter	Price	Description	
Pocket filter								
Pocket filter, white	1	6.988-804.0					Pocket filter with very large filter area for particularly dusty applications. Ideal for very fine dusts and large quantities of dirt.	■
Pocket filter, green	2	6.988-805.0					Water-resistant pocket filter with very large filter area. Ideal for dusty applications and absorbing large quantities of fine dust.	□
Standard roller brush								
Standard roller brush	3	6.988-800.0		900 mm	280 mm		Water-resistant universal bristles, extremely durable, suitable for all surfaces.	■
Main sweeper roller, soft								
Main sweeper roller, soft	4	6.988-801.0		900 mm	280 mm		Specially designed with natural bristles for sweeping fine dust on smooth floors indoors.	□

■ Included in the scope of supply. □ Available accessories.

KM 120/250 R D CLASSIC

1.186-000.0




		Order no.	Installation ex works	Length / width	Diame-ter	Price	Description	
Standard side brushes								
Side brush, standard	1	6.987-083.0			550 mm		Water-resistant universal bristles, durable, suitable for all surfaces.	■
Side brush, hard								
Side brush, hard	2	6.905-773.0			550 mm		Removes stubborn dirt outdoors, moisture-proof, mildly abrasive	□
Side brush, hard								
Side brush, steel bristles	3	6.905-619.0			550 mm		For stripping, removing moss, abrasive, for outdoor use only	□
Side brush, soft								
Side brush, soft	4	6.905-620.0			550 mm		Sweeps fine dust on all surfaces, moisture-proof, for indoors and outdoors	□

■ Included in the scope of supply. □ Available accessories.

KM 120/250 R D CLASSIC

1.186-000.0



		Order no.	Installation ex works					Price	Description	
Lighting										
Working lights	1	2.852-082.0	2.852-082.7						For increased visibility, e.g. in underground garages or warehouses.	<input type="checkbox"/>
Road lighting	2	2.852-151.7	2.852-151.7						For increased work safety on the factory site: road lights consisting of indicators and working lights.	<input type="checkbox"/>
Sweeping/Vacuuming										
Side brush cover	3	2.851-286.0							Side brush cover reduces dust dispersion.	<input type="checkbox"/>
Holder for NT 22/1 Ap Bp vacuum cleaner	4	2.852-814.0	2.852-814.7						Holder for industrial sweepers for carrying the NT 22/1 wet and dry vacuum cleaner from Kärcher. Makes it easier to clean corners and gaps in one work step.	<input type="checkbox"/>
Side brushes, left										
Add-on kit, second side brush, left	5	2.852-518.0	2.852-518.7						Complete, including standard side brushes for increased area performance.	<input type="checkbox"/>
Other mounting kits										
Add-on kit ram protection KM 130/300 R	6	2.852-620.0								<input type="checkbox"/>
Driver's protective cabin										
Protective cabin	7	2.851-267.7	2.851-267.7						The protective roof complies with VDE standard IEC 60335-2-72.	<input type="checkbox"/>

■ Included in the scope of supply. □ Available accessories.

KM 120/250 R D CLASSIC

1.186-000.0



		Order no.	Installation ex works				Price	Description	
Tyres, puncture-proof									
Puncture-proof tyres (set), full rubber, non-marking	1	4.515-328.0	4.515-328.7					Recommended for sweeping metal shavings, glass shards, etc. Avoids tyre marks on light surfaces.	<input type="checkbox"/>
Tyres									
Pneumatic tyre wheel set	2	4.515-332.0	4.515-332.7					Pneumatic tyres for standard applications.	<input type="checkbox"/>

Included in the scope of supply.
 Available accessories.

KM 120/250 R D CLASSIC

1.186-000.0



		Order no.	Installation ex works				Price	Description	
Water spraying system									
Add-on kit spray system side broom KM 12	1	2.852-818.0	2.852-818.7					Spraying system for binding dust. Consisting of a 50 litre stainless steel water tank and spray water nozzles on the side brushes.	<input type="checkbox"/>

Included in the scope of supply.
 Available accessories.