




## KM 130/300 R D Classic

Ride-on vacuum sweeper KM 130/300 R Classic with pocket filter, large waste container, robust steel chassis, simple lever operation, hydraulic rear wheel drive and Flexible Footprint System.



### 1 Hydraulic rear-wheel drive with solid rubber tyres

- Good manoeuvrability and control even in tight spaces.
- Works even on sharp surfaces without causing tyre punctures.




### 2 Large-area pocket filter with vibration motor

- Large filter area for dust-free vacuuming.
- Cleaning by means of vibration motor.



### 3 Robust steel chassis with multiple corrosion protection

- Can be used under tough working conditions.
- Durable machine and components.



### 4 Ease of servicing

- Very simple technology with tried-and-tested components: fully hydraulic drive, electric rather than electronic.
- Easy access to all technical components.



## KM 130/300 R D Classic

- High working and transport speed
- Simple operation via control lever
- Pocket filter with large filter area

### Technical data

<b>Order no.</b>	1.186-139.0	
<b>EAN code</b>	4054278095561	
<b>Drive type</b>	Diesel	
<b>Traction drive</b>	Four-stroke engine	
<b>Motor manufacturer</b>	Yanmar	
<b>Drive- performance</b>	<b>kW</b>	15,8
<b>Max. area performance</b>	<b>m<sup>2</sup>/h</b>	13000
<b>Working width</b>	<b>mm</b>	1000
<b>Working width with 1 side brush</b>	<b>mm</b>	1300
<b>Working width with two side brushes</b>	<b>mm</b>	1550
<b>Waste container</b>	<b>l</b>	300
<b>Climbing ability</b>	<b>%</b>	18
<b>Working speed</b>	<b>km/h</b>	10
<b>Filter areas</b>	<b>m<sup>2</sup></b>	7.8
<b>Weight</b>	<b>kg</b>	923
<b>Dimensions (L × W × H)</b>	<b>mm</b>	2040 × 1330 × 1430

### Equipment


Pocket filter	■	Elapsed time counter	■
Filter cleaning manual	■	Sweeping function, can be switched off	■
Main sweeper roller adjustable	■	Wheels, solid rubber	■
Power steering	■		
Suction volume regulation	■		
Dustpan principle	■		
Forwards traction drive	■		
Backwards traction drive	■		
Suction	■		
Hydr. high dump	■		
Outdoor use	■		

■ Included in the scope of supply.

# KM 130/300 R D CLASSIC

## 1.186-139.0

**KÄRCHER**



		Order no.	Installation ex works	Length / width	Diame-ter	Price	Description	
<b>Pocket filter</b>								
Pocket filter, white	1	6.988-657.0					With a filter area of 7.8 m <sup>2</sup> , this pocket filter (900 x 440 x 300 mm) allows the intake of large quantities of very fine dusts. Designed to fit vacuum sweeper KM 130/300 R D Classic.	■
Pocket filter, green	2	6.988-658.0					Water-resistant pocket filter with dimensions of 900 x 440 x 300 mm for very fine dusts. 7.8 m <sup>2</sup> filter area for the intake of large quantities of dust. Suitable for KM 130/300 R D Classic.	□
<b>Standard roller brush</b>								
Standard roller brush	3	6.987-438.0		1000 mm	300 mm		Tough standard roller brush with moisture-proof universal bristles for normal soiling on all surfaces. Extremely durable.	■
<b>Main sweeper roller, soft</b>								
Main sweeper roller, soft	4	6.987-460.0		1000 mm	300 mm		Specially designed with polypropylene bristles for fine dust sweeping on smooth floors in both inside and outside areas.	□
Main sweeper roller, soft/natural	5	6.987-440.0		1000 mm	300 mm		Specially designed with natural bristles for sweeping fine dust on smooth floors indoors.	□
<b>Main sweeper roller, hard</b>								
Main sweeper roller, hard	6	6.987-439.0		1000 mm	300 mm		For removing stubborn dirt outdoors.	□

■ Included in the scope of supply. □ Available accessories.

# KM 130/300 R D CLASSIC

## 1.186-139.0

**KÄRCHER**



		Order no.	Installation ex works				Price	Description	
<b>Lighting</b>									
Working lights	1	2.852-082.0	2.852-082.7					For increased visibility, e.g. in underground garages or warehouses.	<input type="checkbox"/>
Road lighting	2	2.852-151.7	2.852-151.7					For increased work safety on the factory site: road lights consisting of indicators and working lights.	<input type="checkbox"/>
<b>Protective roof</b>									
Add-on kit protection shield sweeper 130	3	2.852-595.0							<input type="checkbox"/>
<b>Sweeping/Vacuuming</b>									
Holder for NT 22/1 Ap Bp vacuum cleaner	4	2.852-814.0	2.852-814.7					Holder for industrial sweepers for carrying the NT 22/1 wet and dry vacuum cleaner from Kärcher. Makes it easier to clean corners and gaps in one work step.	<input type="checkbox"/>
<b>Side brushes, left</b>									
Add-on kit second side broom left KM 130	5	2.852-725.0	2.852-725.7					Complete, including standard side brushes for excellent cleaning results.	<input type="checkbox"/>
ABS 2. Side brush, left	6	2.851-272.0	2.851-272.7						<input type="checkbox"/>
<b>Other mounting kits</b>									
Add-on kit ram protection KM 130/300 R	7	2.852-620.0							<input type="checkbox"/>

■ Included in the scope of supply. □ Available accessories.

# KM 130/300 R D CLASSIC

## 1.186-139.0



		Order no.	Installation ex works				Price	Description	
<b>Tyres, puncture-proof</b>									
Puncture-proof tyres (set), full rubber, non-marking	1	4.515-328.0	4.515-328.7					Recommended for sweeping metal shavings, glass shards, etc. Avoids tyre marks on light surfaces.	<input type="checkbox"/>

■ Included in the scope of supply. □ Available accessories.

# KM 130/300 R D CLASSIC

## 1.186-139.0



		Order no.	Installation ex works				Price	Description	
<b>Water spraying system</b>									
Add-on kit spray system side broom KM 13	1	2.852-819.0	2.852-819.7					Spraying system for binding dust. Consisting of a 50 litre stainless steel water tank and spray water nozzles on the side brushes.	<input type="checkbox"/>

Included in the scope of supply.
  Available accessories.