


FEATURES OF EZ SERIES

Head Of 15kgs Load

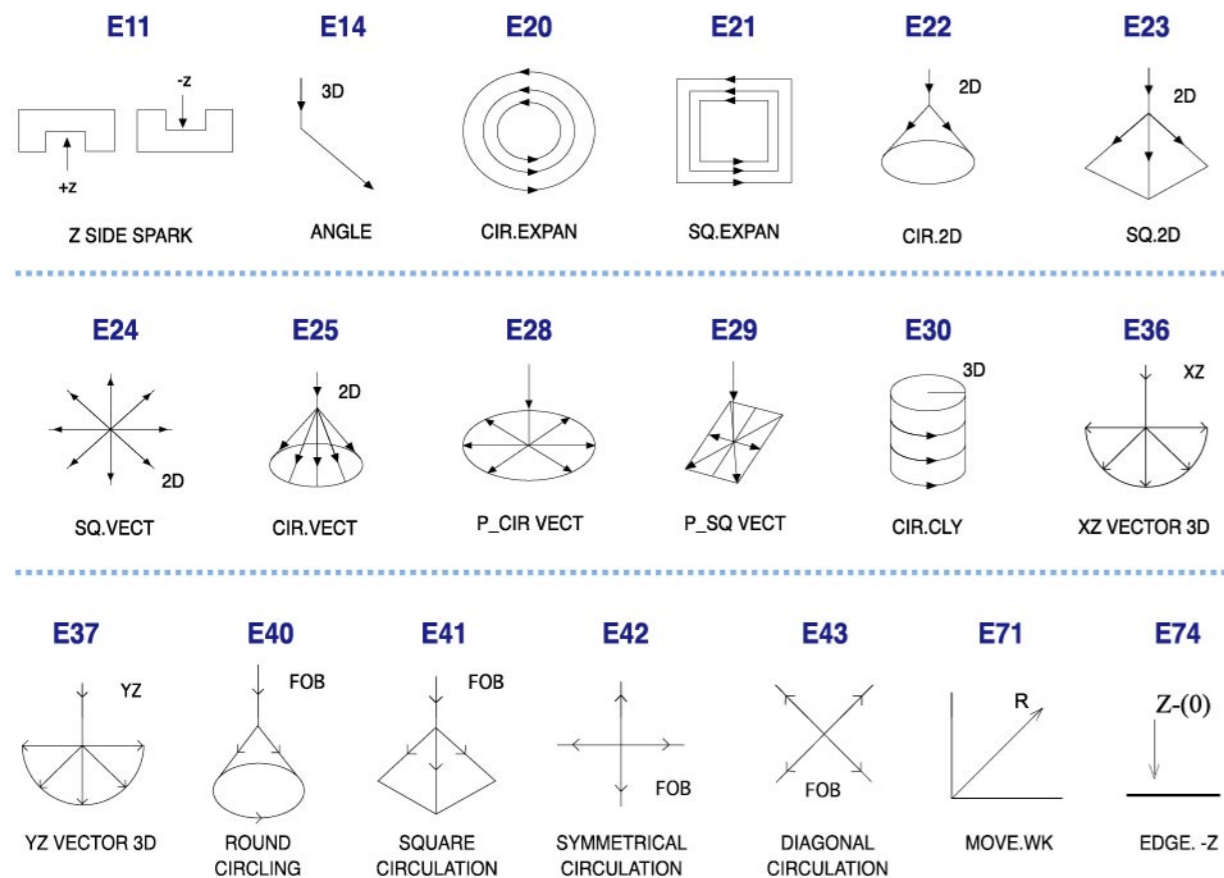
- ◆ Size:200x200x200mm
- Weight:13kgs
- Xy Travel:±5mm
- Max.electrode Load:15kgs
- Head Of 15kgs Load



Fuzzy-A.I. Function

- ◆ Friendly conversation window available.
- Anti-arc circuitry and rapidly reaction for better flushing in precision process.
- Suitable working conditions easily and quickly come up by just keying in electrode and work piece material, sparking current and desired surface roughness.

SPECIFICATION OF E CODE FUNCTION



STANDARD ACCESSORIES

- Paper filter ----- 2pcs
- Tool box ----- 1set
- Clamping kits ----- 1set
- Flushing nozzle ----- 2sets
- Machine stand ----- 1set
- Drill chuck ----- 1set
- Electrode holder ----- 1set
- Halogen work lamp ----- 1set
- Drill Chuck ----- 1set

OPTION

- Build-in Loran Orbiter
- Fire extinguisher
- System 3R / Erowa Tooling
- Magnetic Base
- CE Conformity
- Z axis Linear scale
- Oil Chiller
- Super-hard Alloy Circuit (SAC)

SPECIFICATION :

Machine	Unit	CM 323Z	CM 434Z	CM 545Z	CM 655Z
Table size (WxD)	mm/inch	500x350/19.7x13.8	650x400/25.6x15.7	800x500/31.5x19.7	1000x600/39.4x23.6
Table travel (X, Y)	mm/inch	300x200/11.8x7.9	400x300/15.7x11.8	500x400/19.7x15.7	600x500/23.6x19.7
U,V axis travel (OB)	mm	±5	±5	±5	±5
Work tank size (WxDxH)	mm/inch	820x500x300/ 32.2x19.7x11.8	1050x600x300/ 41.3x23.6x11.8	1250x700x500/ 49.2x27.6x19.7	1500x800x500/ 59x31.5x19.7
Ram travel (Z1)	mm/inch	300/11.8	350/13.8	500/19.7	500/19.7
Distance from RAM platen to work table	mm/inch	250-550/9.8-21.7	205-555/8.1-21.8	205-705/8.1-27.8	250-750/9.8-29.5
Max. electrode weight (without OB)	kg / lb	60 /132	100/220	300/660	300/660
Max. electrode weight (with OB)	kg / lb	15/33	15/33	15/33	15/33
Max. workpiece weight	kg / lb	500/1100	750/1650	1500/3300	2250/4950
Outside dimensions (WxDxH)	mm/inch	1300x1300x2150/ 51.2x51.2x84.6	1400x1340x2190/ 55x52.7x86.2	1600x1600x2570/ 63.0x63.0x101.2	1860x1700x2750/ 156.2x94.8x108.2
Weight	kg/ lb	1000 / 2200	1400 / 3080	3200 / 7040	3500 / 7700
For Dielectric		D323	D434	D545	D560

Dielectric	Unit	D323	D434	D545	D560
Volume	L	280	390	720	900
Filter method		Paper filter	Paper filter	Paper filter	Paper filter
Pump	HPxset	0.5x1	0.5x1	0.5x2	0.5x2
Weight	kg / lb	built in	80 / 176	110 / 242	160 / 352
Outside dimensions	mm / inch	built in	1400x800x430 / 55x31.5x16.9	1800x800x500 / 70.8x31.4x19.6	1800x1000x500 / 70.8x39.3x19.6

Power Supply	Unit	50EZ	75EZ	50B Booster	75B Booster
Max. machining current	A	50	75	50	75
Max. power input	KVA	5	6	4	5
Max. machining speed	mm ³ /min	350	550	350	550
Electrode wear rate	%	0.2	0.2	*	*
Best surface roughness	μm/Ra	0.45 / 0.2 (OB)	0.45 / 0.2 (OB)	*	*
Outside dimensions	mm / inch	620 x 720 x 1860 / 24.4 x 28.3 x 73.2	620 x 720 x 1860 / 24.2 x 28.3 x 73.2	450 x 470 x 1650 / 17.7 x 18.5 x 64.9	450 x 470 x 1650 / 17.7 x 18.5 x 64.9
Weight	kg / lb	200 / 440	240 / 528	200 / 440	240 / 528

* Note:The manufacturer reserves the right to modify the specifications without notice. Above list for reference.



CHING HUNG MACHINERY & ELECTRIC INDUSTRIAL CO., LTD.

No. 3, jingke 1st Rd., Nantun Dist., Taichung City 408, Taiwan
TEL:886-4-2350-9188 • FAX:886-4-2350-0977
http://www.chmer.com • E-mail:overseas@mail.chmer.com

Agent or Distributor:

S5B-0044F

URL : http : //www.chmer.com



Pursuit of Remarkable Advance
Prudent and Pragmatic Management



EZ SERIES



[CM 655Z+75EZ]

UPGRADE AND MORE EFFECTIVE THAN TRADITIONAL EDM

THE FIRST ISO 9002 APPROVED & RECOGNIZED MANUFACTURER IN TAIWAN

COMPLETED FUNCTIONS

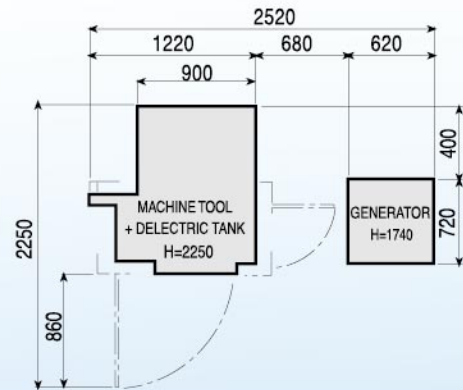
- ◆ Adopted AC servo motor design in Z-axis free of confusion about motor brush replacement. (CM323Z/CM434Z/CM545Z/CM655Z)
- ◆ Efficient residue removal at 1.8 m/min by adjustable J.T. & WT function.
- ◆ 15" TFT LCD Monitor
- ◆ Inch/Metric unit switchable.
- ◆ Programmable EZ control; an average power output circuit design as well as traditional machine, it brings a steady, low electrode wear and fine finish processing on the job, and more.
- ◆ Hole Center search calculated by 1/2 automatically.
- ◆ Extra 20 sets work coordination could be applied at any job.
- ◆ Built in Anti-Arc protection.
- ◆ Z-axis Ball -screw backlash error calibration to travel.
- ◆ Adjustable Z-axis servo (up /down time and reciprocation distance for higher processing efficiency)
- ◆ Multi preset positions on Z-axis for optimum roughing to finishing setting.
- ◆ Smoothly processing from roughing to fine finishing, depth control about up/downward processing is available.
- ◆ 1000 built-in machining parameters that can be manually edited during processing.
- ◆ Dialogue programming editor to help users to process a quickly job.

EZ+ LORAN ORBITOR (OB) FUNCTION

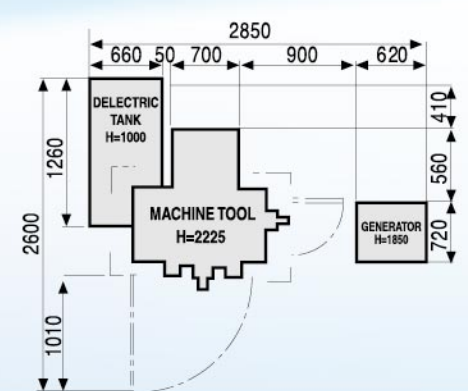
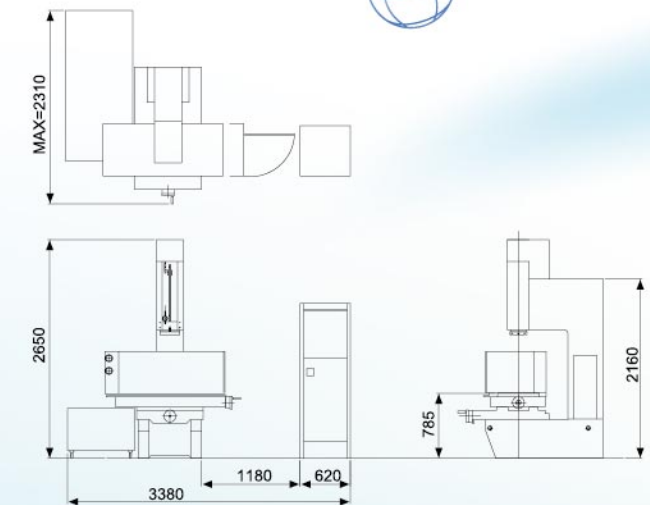
- ◆ Innovative ORBIT function driven by CHMER controller, a perfect match to coordinate each axis movement.
- ◆ Machine action by specific controller. (Patent number M254289)
- ◆ Able to work on multi-block different depths, orbit radius, continuous sparking without interference.
- ◆ High efficiency 3 axes 45 degree machining.
- ◆ Multi-orbiting mode available.
- ◆ Friendly operation. Working graph and path are shown on display.
- ◆ Z-Lock function working with loran orbitor to meet variety job requirements.
- ◆ Programmable residue removing by J.T. & W.T. functions to enhance process efficiency.
- ◆ During processing, UVZ discharging status is under control to enhance process efficiency.



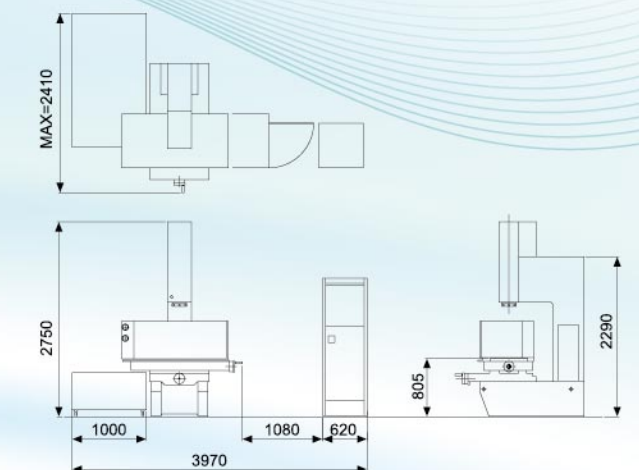
CM 323Z+50EZ



CM 545Z+75EZ



CM 434Z+50EZ



CM 655Z+75EZ

OPERATION INTERFACE

- ◆ Simplified operation interface easily to wield 80% machine performance to user.
- ◆ Friendly operation interface and attached clearly manuals to shorten the training time of any operator. Working becomes very efficiency.
- ◆ Dialogue programming editor, just input the data like as: electrode size, work-piece material, depth and required surface roughness, NC programming immediately and user may modify the setting any time during the process.

E-CODE FUNCTION

- ◆ CHMER Unique E-Code function to simplify NC programming instead of G,M code; to reach 3 axes synchronize action for the same.
- ◆ Variety E-code path functions to meet different job requirement accordingly.
- ◆ A simplified E-code graph illustrator to clarify users how to apply in use for the job.