

Honeyson®

SMART
0.6L
SMART

EXTRAORDINARY SERIES

Innovative Design: Water & Electricity Saving

Model:H1263



stainless steel spout

Visible water window

Food grade #304 S/S

Stainless steel inner lid



Innovative Design
Energy-saving & Space-saving
0.6L Series
Electric kettle & Tray Set



Model: H1263 Matt
1300W
0.6L



Model: H1261 Matt
1300W
0.6L



Model: I-H1263 Matt
1000W
0.6L



Model: I-H1265 Black
800W
0.6L



Model: H1262 Black
1000W
0.6L



Model: H1262 White
1000W
0.6L



Model: I-H1262 Black
1000W
0.6L



Model: I-H1262 White
1000W
0.6L



Model: H1265 Black
800W
0.6L



Model: H1265 White
800W
0.6L

Electric Kettle For Hotel



Model:H2002 Ivory
1350W
1.2L



Model:H2002 Black
1350W
1.2L



Model:H1202 Matt
1350W
1.2L



Model:H1205 Matt
1000W
1.2L



Model:H1206 Silver
1000W
1.2L



Model:H1206 Golden
1000W
1.2L



Model:H1206 Black
1000W
1.2L



Model:H1206 Ivory
1000W
1.2L



Model:H1266 Black
1350W
1.2L

Electric Kettle For Hotel



Model:H1209 Matt
1000W
0.8L



Model:H1208 Matt
800W
0.8L



Model:H1208 Gun
800W
0.8L



Model:H08805 Ivory
1000W
0.8L



Model:H08805 Black
1000W
0.8L



Model:H08815 Matt
1000W
0.8L



Model:H1010 White
1350W
0.8L



Model:H1010 Black
1350W
0.8L



Model:H12028 Matt
2000W
1.2L

Hospitality Tray Series

Kettle Tray Set



Model: J
Melamine tray
Base size:400X270X38mm



Model: K
ABS tray
Base size:400X270X38mm



Model: G
ABS tray
Base size:443X227X36mm



Model: I
ABS tray
Base size:383X240X33mm



Model: A
Melamine tray
Base size:345X315X22.5mm



Model: B
Melamine tray
Base size:385X308X22.5mm



Model: C
Melamine tray
Base size:385X308X22.5mm



Model: H
Melamine tray
Base size:453X356X22.5mm



Model:G-H2002 Black



Model:G-H1202



Model:G-H1208



Model:I-H1208



Model:I-H1262



Model:I-H1263

Kettle Tray Set



Model: J-H1205



Model: F-H2002 Black



Model: C-H1010 White



Model: C-H1010 Black



Model: K-H1262



Model: K-H1263



Model: W-H1208



Model: B-H1202



Model: B-H2002 White



Model: H-H2002 Black



Model: H-H1202

Kettle Tray Set

Honeyson®

FOR
HOSPITALITY
PRODUCTS
IRONING
STATION

IRONING BOARD SERIES

Auto-off function

vertical position,
8 minutes auto off,
horizontal position,
30 seconds auto off.

ceramic sole plate
full-function style
dry/steam/burst steam/self-cleaning
anti-calc/anti-drip



Honeyson®



2000W

Model:HS-01
Product size:298x11.9x14.1cm
Plate size:23x119cm
Water tank:350ml
220-240v,50-60Hz,2000W

1800W

Model:HS-03

Product size:28x11.8x14cm
Plate size:23.9x11.8cm
Water tank:340ml
220-240v,50-60Hz,1800W



1600W

Model:HS-04
Product size:24.6x12x12.7cm
Plate size:19.5x12cm
Water tank:260ml
220-240v,50-60Hz,1600W



Anti-theft Series Ironing Station

[Hanging into hotel wardrobe]

1800W

Model:HS-03
 Product size:28x11.8x14cm
 Plate size:23.9x11.8cm
 Water tank:340ML

2000W

Model:HS-01
 Product size:29.8x11.9x14.1cm
 Plate size:23x11.9cm
 Water tank:350ML



Rotable Iron holder

Stores Neatly On Rail

Anti-Theft Cable lock

**Anti-drip Series Ironing Station**

[Hanging into hotel wardrobe]

1600W

Model:HS-04
 Product size:24.6x12x12.7cm
 Plate size:19.5x12cm
 Water tank:260ML

Auto-off function
 1.Vertical position, 8 minutes auto off;
 2.Horizontal position, 30 seconds auto off.



Rotable Iron Holster

Stores Neatly On Rail


Anti-drip Cable lock



Wall Mounted Series Ironing Stations

Color:Black/Grey
 Full Size:1120*300mm
 Board Size:910*300mm
 10mm Thickening Sponge

IB01



Thick sponge 10mm



Force supporting point
 strengthening steel plate,
 more stable



Wall Mounted Series Ironing Stations



Model:IB02



Model:IB03



Model:IB09

Folding Hair Dryer

1800-2100W



- Freestanding, foldable handle
- 1800-2100 watt and good airflow
- With removable hairlint filter for cleaning purposes
- Safety on/off switch
- Three heating settings and two speeds control
- Automatic power off when over heating
- Ionic function
- Retractable power cord, minimum electrical cord length when extended: 1.5m(5ft)
- Power: 1800-2100W
- (AC220-240V, 50/60Hz)

Model:F2
1800-2100W



IONIC FUNCTION



THREE HEATING SETTINGS
Two speeds control



SAFETY ON/OFF



REMOVABLE NET
Easy for cleaning



COIL MADE OF SPECIAL MATERIAL
Retractable spiral cord



2 SPEED HOT WIND
+ COOL WIND
Settings



SAFETY ON/OFF
Press Switch



COIL MADE OF SPECIAL MATERIAL
Straight power cord
(Retractable spiral cord for option)



Folding Hair Dryer

1600W



- Safety On/off Switch
- Over heating protection
- High airflow and maximum heat
- 2 heat/speed+1 cool shot settings
- Built in Hanging Loop
- Foldable handle
- With concentrator nozzle
- Stylish & Elegant design

Model:F7W
1600W

Folding Hair Dryer

1400W



- Straight power cord
- Power Rate: 220-240V, 50/60Hz, 1400W
- Safety on/off switch, press to work
- Over heating protection
- 2 heat/speed + 1 cool shot settings
- Built in hanging loop
- Foldable handle
- With concentrator nozzle
- Color: black or white for options

Model: F6
1400W



2 SPEED HOT WIND
+ COOL WIND
Settings



SAFETY ON/OFF
Straight power cord



COIL MADE OF SPECIAL MATERIAL
Retractable spiral cord
(Retractable spiral cord for option)

Folding Hair Dryer

1200W Mini

Straight power cord (Retractable spiral cord for options)
Safety on/off switch, over heating protection
Power Rate: 220-240V, 50/60Hz, 1200W
2 heat/speed + 1 cool shot settings



Model: F12 Black
1200W



Model: F12 White
1200W



Model: F5 Black
1200W



Model: F5 White
1200W

Wall Mounted Hair Dryer

1600W



Model: D07-2 White
1600W



Model: D07-2 Black
1600W



Converts to
Wall Mounted with
HOLDER option



Wall Holder features Anti-Theft
Cable tracks

1. Safety switch, press to work, prevent customer to use it in incorrect way.
2. High and low speed setting for your option.
3. Stylish and easy to install.
4. Overheating protection.
5. Can make with 110V/220V shaver socket.



**2 SPEED HOT WIND
+ COOL WIND**
Settings



SAFETY ON / OFF
Press Switch



AFTER STRETCH
COIL MADE OF SPECIAL MATERIAL
To Ensure Bounce Back & Return
to Shape And Length

Wall Mounted Hair Dryer

1200W



Model: D01B
1200W



Model: D01A
1200W

1. Safety switch, press to work, prevent customer to use it in incorrect way.
2. High and low speed setting for your option.
3. Stylish and easy to install.
4. Overheating protection.
5. Can make with 110V/220V shaver socket.



Model: D04
1200W



Model: D02B
1200W



Imported motor



Imported new plastic



Controller protection



Fuse protection

Semiconductor Mini Bar



Capacity: 50L
220V-240V, 50Hz/60Hz, 48W
Temperature Range: 5-15°C
Product size: L420*W400*H485mm
Chest size: L482*W449*H546mm
Loading Qty: 250 P/400 P/40HQ, 238 / 882 / 886PCS
N.W.: 9.26KG / 11.6KG



inside view

Model: HS-30A
Black/White



Model: HS-30G
Glass Door



Model: HS-42A
Black/White

1. With very low power consumption
2. Working by refrigeration chip
3. No Freon, Environmental friendly
4. 15dBA, No vibration;



Capacity: 42L
220V-240V, 50Hz/60Hz, 40W
Temperature Range: 5-15°C
Product size: L420*W439*H515mm
Chest size: L470*W460*H555mm
Loading Qty: 200 P/400 P/40HQ, 240 / 800 / 886PCS
N.W.: 10.34KG / 12.3KGS

Model: HS-42G
Glass Door

Heat Absorption Mini Fridge

1. With very low power consumption—less than 0.30 kWh per 24h.
2. Working by refrigeration chip. No Freon, Environmental friendly
3. Energy saving by thermostat from 9-6°C.
4. No noise, No vibration.



Model: CB-215A
drawer mini fridge

Capacity: 21L, 8°C Temp. 8°C
Voltage: 100V-127V, 220-240V, Power: 61W
Product dimension: 385(W) x 405(D) x 375(H) mm



Model: BC-30C

Capacity: 30L, 8°C Temp. 9-12°C
220-240V 50/60Hz, 45W
Product Size: 342(D) x 335(W) x 495(H) mm
N.W./G.W.: 5.5KG/11.8KG
26GF/40GF/40HQ, 245/473/596 PCS




Model: CB-355A

Capacity: 35L, 8°C Temp. 9-12°C
Voltage: 220V-240V, Power: 63W
Product Size: 355(W) x 455(D) x 585(H) mm
N.W./G.W.: 18.2KG/31.15KG
26GF/40GF/40HQ, 237/458/577 PCS



Model: CB-405A

Capacity: 40L, 8°C Temp. 9-12°C
Voltage: 220V-240V 50/60Hz, Power: 63W
Product dimension: 400(W) x 428(D) x 570(H) mm
26GF/40GF/40HQ, 218/485/510 PCS



Weighing scale


Model:HS-198

Platform: Tempered glass
 LCD Size: 68x28mm
 Product Size: 32.8x4.4x33.6cm
 Max Capacity: 150KG



Model:H-01

Platform: 6mm toughened glass
 LCD Size: 61x25mm
 Product Size: 30.5x24.5x2.5cm
 Max Capacity: 200KG



Model:H-02

Platform: 6mm toughened glass
 LCD Size: 79x36mm
 Product Size: 31.2x28.5x2.5cm
 Max Capacity: 150KG



Model:H-03

Platform: 5mm toughened glass
 LCD Size: 61x25mm
 Product Size: 31.2x28.5x2.5cm
 Max Capacity: 150KG



Model:H-04

Platform: 304 stainless steel
 LCD Size: 79x36mm
 Product Size: 34x27.5x2.5cm
 Max Capacity: 150KG

Electronic Safety Box



Model: 2042A-1
 Size: 420*360*190mm
 Size: 420*300*190mm



Model: 2042B-1
 Size: 420*360*190mm
 Size: 420*300*190mm



Model: 2042F-1
 Size: 420*360*190mm
 Size: 420*300*190mm



Model: 2042X-1
 Size: 420*360*190mm
 Size: 420*300*190mm



Model: 2042Y-1
 Size: 420*360*190mm
 Size: 420*300*190mm



Model: 2042G
 Size: 420*370*200mm
 Size: 350*250*250mm

Electronic Safety Box



Model: C2042
Size: 420*370*200mm



Model: E2042A
Size: 420*370*200mm



Model: E2042V
Size: 420*370*200mm



Model: E2042N
Size: 420*370*200mm



Model: E2042H
Size: 420*370*200mm



Model: E2042M
Size: 420*370*200mm

Electronic Safety Box



Model: D1541N
Size: 410*350*150mm



Mirror



Model: HS-57
 dia: 6", 8"
 Double side- one side normal,
 one side 3X magnifying
 Without LED light

Model: HS-725
 dia: 6", 8"
 Double side- one side normal,
 one side 3X magnifying
 Without LED light



Model: HS-88
 dia: 6", 8"
 Double side- one side normal,
 one side 3X magnifying
 Without LED light



Mirror



Model: HS-629
 dia: 8.5"
 Thickness: 3.5cm

Surround LED light
 Double sided- one side normal mirror,
 the other 3x magnifying mirror
 Finish: chrome



Model: HS-619
 dia: 8"
 Thickness: 2cm



Model: HS-539
 dia: 8.5"
 Thickness: 3cm



Model: HS-559
 L: 22CM
 W: 16CM



Model: HS-509
 dia: 8.5"
 Thickness: 2.7cm



ModelHS-001



ModelHS-009



ModelHS-002



ModelHS-009



ModelHS-003



ModelHS-006



ModelHS-011



ModelHS-012