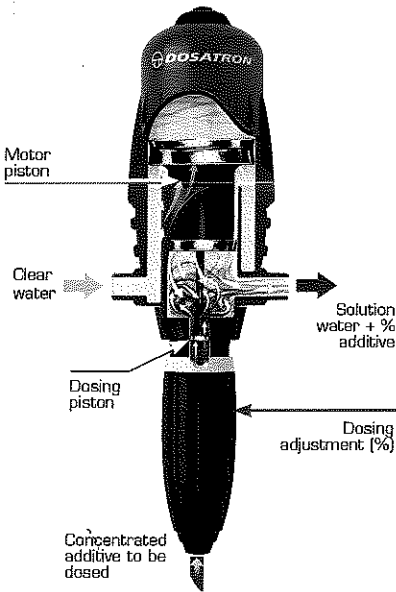


D 3 RANGE

Operating principle

Installed directly in the water supply line, the Dosatron operates by using the flow of water as the power source. The water activates the Dosatron, which takes up the required percentage of concentrate directly from the container and injects it into the water. Inside the Dosatron, the concentrate is mixed with the water, and the water pressure forces the solution downstream. The dose of concentrate will be directly proportional to the volume of water entering the Dosatron, regardless of variations in flow or pressure, which may occur in the main line.



Specifications

General	
- Maximum operating water temperature	40° C [104° F]
- Minimum operating water temperature	5° C [41° F]
- Dosing rate	i.e. adjustment at 1 % = 1 : 100 = 1 V concentrate + 100 V water
- Average dosing accuracy *	± 10 %
- Repeatability	+/- 3 % (API 675 standard)
- Pressure loss *	0.2 - 2.3 Bar [3 - 33 PSI]
Other integrated functions	
- Internal motor filter	no
- Inlet/Outlet	3/4" M : BSP- NPT Ø 20 x 27 mm
- Built-in by-pass	option
- Built-in airbleeder	yes
- Built-in anti-siphon device	no
Motor	
- Motor	differential hydraulic piston
- Motor capacity	0.53 L [0.140 US gallons] (1 cycle, for every 2 clics)
- Mixing chamber	integrated
Dosage	
- Injection	internal at the outlet
- Dosing plunger	simple effect up to 10%, double effect > 10%
- Injection check valve	spring-loaded with seal
Suction	
- Self-priming	yes
- Maximum viscosity of concentrate *	200 - 800 cPs to 20°C [68°F] - from 400 cPs, V kit recommended for dosage > 2%
- Maximum vertical or horizontal suction of the concentrate	4 m [13ft]
- Strainer	yes - foot strainer with weight

* Depending on models and operating conditions (Charts on demand)

Markets

Environment - Hygiene - Water treatment - Vehicle wash - Metal processing - Food processing - Graphic Arts - Horticulture...

Principal applications

Disinfecting - Cleaning - Fertilization - Phytosanitation - Lubrication - PH/TH Correction - Sanitation - Flocculation - Vehicle wash...

Installation

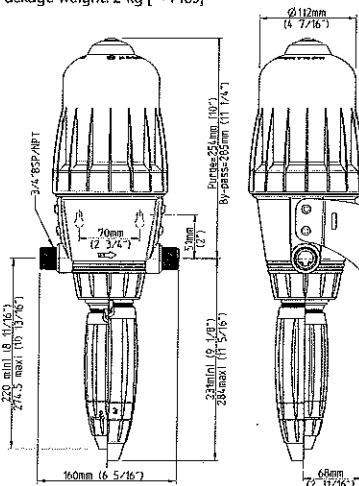
Regulations: Refer to local water regulations, prior to installing your Dosatron.

To optimize your Dosatron, we advise to:

- Install a filter (300 mesh [60 microns]) upstream, depending on your water quality.
 - Change the dosing seals at least once a year.
 - Rinse as often as possible with clear water.
 - Turn off the water supply and allow the pressure to drop to zero before adjusting the injection rate.
 - Install necessary protections for excess flow, excess pressure and water hammer (anti-hammer flow/pressure device).
 - It is recommended that you should place an anti-siphon valve on the downstream side of the dosing pump in installations in which there is a risk of siphoning.
 - Install your Dosatron on a total by-pass line.
- For all other installation advice, please consult us.

Size D3 RE 2 - D 3RE 5 / 10

- Package size: 55.4 x 16.8 x 14.4 cm [21 7/8" x 6 5/8" x 5 3/4"]
- Package weight: 2 kg [-4 lbs]



Standard material

Housing: special polypropylene, HT
Motor Piston: polypropylene, polyamide, VF or HT, peek, PVDF

Injection area: polypropylene, polyethylene, hastelloy (check valve spring)

Injection hose: PVC or polyethylene

Available options

(■ : Option ● : Standard ★ : not available or not necessary for this model)

Optimized compatibility

- AF: Recommended seals for alkaline concentrate
- VF: Recommended seals for acids, oils, odour-or pest control concentrates
- K: for highly concentrated acids (> 15 %)
- PVDF: Housing
- IE: External injection
- V: Kit for viscous concentrate
- Injection hose: Special material for hose and foot strainer available



PVDF housing for highly concentrated acids and other aggressive concentrates



Optimized installation

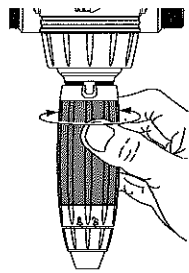
- When installing the DOSATRON on a hot water system (60°C/140°F max.)
- BP: integrated by-pass
- ★ Other fittings
- Strap
- Other: please contact us

Accurate adjustment at 1.5 %

These options allow adapting your Dosatron to your needs. Contact our technical service to help determine what option you may need.

Each Dosatron unit is factory tested and registered.

Proportional injection externally adjustable



The injection rate is set by lining up the eyelet with the desired ratio on the scale. The amount of injected concentrate is proportional to the amount of water coming into the Dosatron: i.e. adjustment at 1% = 1 : 100 = 1 volume of concentrate + 100 volumes of water.



The 3 m³/h range

REF.	DOSAGE	PRESSURE
EXTERNAL ADJUSTMENT		
D 3 RE 3000	0.03 - 0.3 %	0.3 - 6 bar
D 3 RE 2	0.2 - 2 %	0.3 - 6 bar
D 3 RE 5	0.5 - 5 %	0.3 - 6 bar
D 3 RE 10	1 - 10 %	0.5 - 6 bar
D 3 RE 25*	5 - 25 %	0.5 - 4 bar

*D 3 RE 25 - 2 m³/h limit

Other product lines available to treat water flows up to 0.7 m³/h, 1.5 m³/h, 4.5 m³/h, 8 m³/h, 20 m³/h, 30 m³/h, 60 m³/h... For special models, accessories and particular systems: please consult us.

DOSATRON INTERNATIONAL S.A.S.

Rue Pascal - B.P. 6 - 33370 TRESSSES (BORDEAUX) - FRANCE
Tel. 33 (0)5 57 97 11 11 - Fax. 33 (0)5 57 97 11 29 / 33 (0)5 57 97 10 85
e.mail : info@dosatron.com - http://www.dosatron.com

This document does not form a contractual engagement on the part of Dosatron International and is for information only. Dosatron International reserves the right to alter product specification or appearance without prior notice. © DOSATRON INTERNATIONAL S.A.S. 2007

FT/GAMME D 3-CB/04/10

© credit photos - DOSATRON - S.V. de Wijk