

# SRD03 FLOATING DAMPER ACTUATOR

## (2, 4, 6, 8, 10 Nm)

### DESCRIPTION

SRD03 floating damper actuator uses bi-directional AC motor. It is compact, small volume, smart design, and has high IP class and various torques. It is widely used for damper control in air-conditioning system, and angular travel control and zone valve control in water circuit.



### CHARACTERISTICS

- VARIOUS TORQUES

—— 2, 4, 6, 8, 10 Nm

- HIGH DEPENDABLE PERFORMANCE

—— Adjustable limiter

—— With overtime protection function, the actuator can stop automatically at the end of stroke without limit switch.

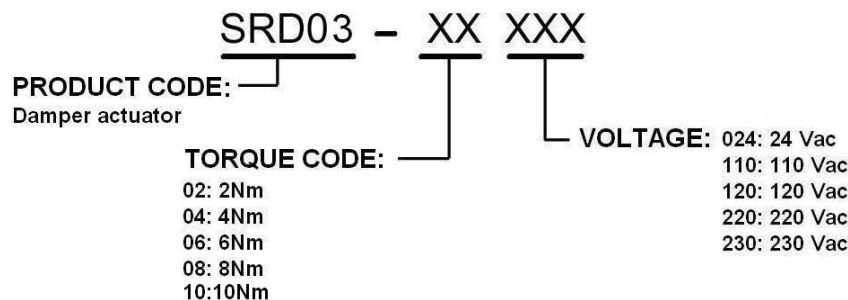
- SIMPLE AND CONVENIENT FUNCTION TESTING

It is also convenient to test the function of damper operation: push the manual button on the actuator, the gearings inside the actuator will break away. The damper can be operated manually as keeping push the manual button. PLEASE DO NOT OPERATE WHEN POWER IS ON!

- SIMPLE INSTALLATION

Square shaft type: Fix with square damper shaft. Damper shaft dimensions: Ø10~16 □8~11.

### MODEL SELECTION



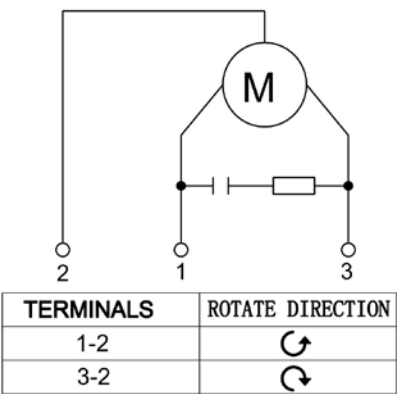
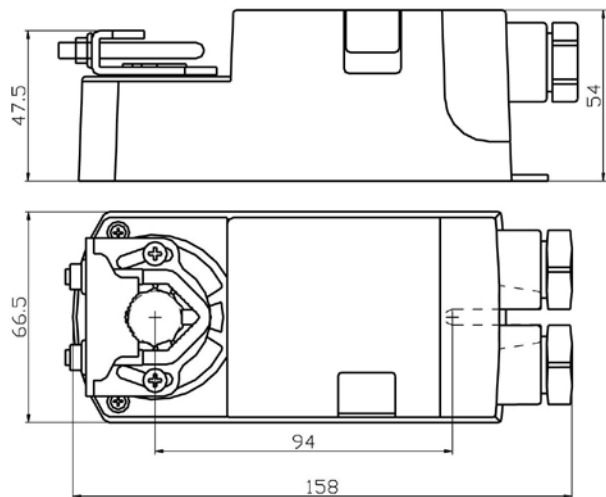
### SPECIFICATIONS AND TECHNICAL DATA

MODEL	SRD03-02XXX	SRD03-04XXX	SRD03-06XXX	SRD03-08XXX	SRD03-10XXX
TORQUE	≥2Nm	≥4Nm	≥6Nm	≥8Nm	≥10Nm
OPERATION TIME (50Hz, 90°)	≈108s				
POWER CONSUMPTION	3VA for 24V, 110V and 120V products; 6VA for 220V and 230V products				
CABLE	0.5~1.5mm <sup>2</sup>				
ROTATE ANGLE	90° < Mechanical limitation ≤ 95°				
NOISE LEVEL	Maximum 45dB(A)				
IP CLASS	IP 54				
AMBIENT TEMP.	-5°C ~ +50 °C				
STORAGE TEMP.	-30°C ~ +70 °C				
USEFUL LIFE	>60000 cycles				

\* Power supply: rated voltage±10%

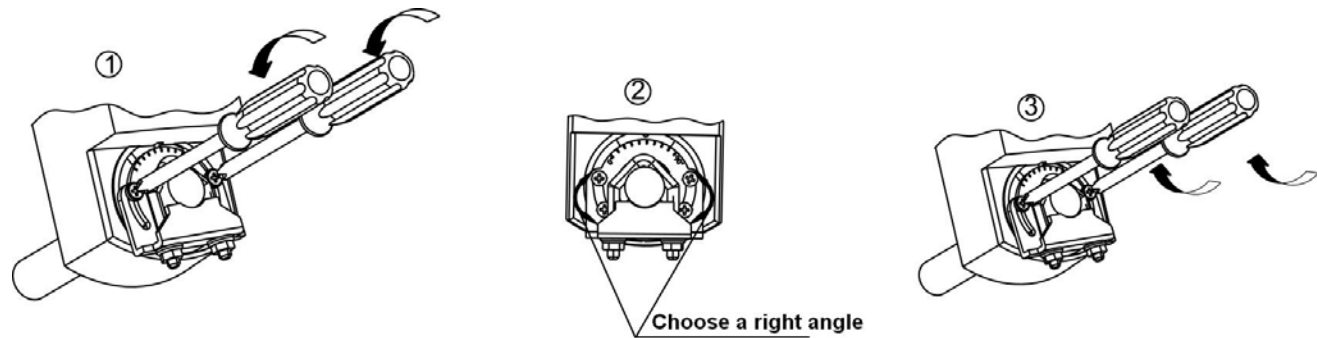
DIMENSIONS (mm)

WIRING DIAGRAM

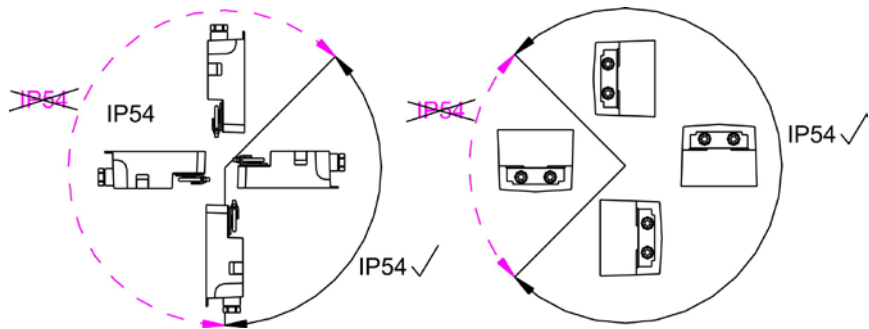


TERMINALS	ROTATE DIRECTION
1-2	↻
3-2	↻

LIMITED ANGLE DIAGRAM

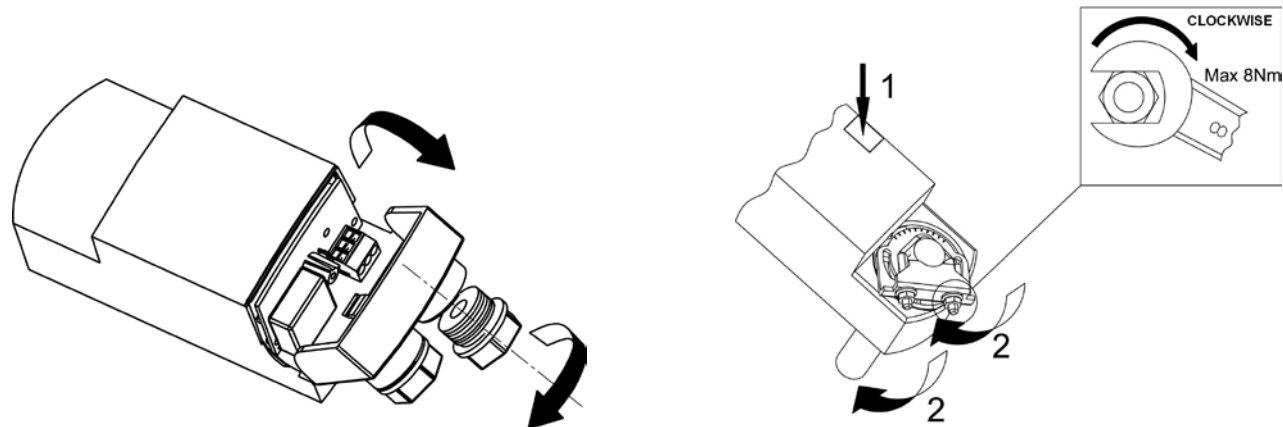


INSTALLATION POSITION & IP CLASS



DISASSAMBLY WIRING TERMINAL

INSTALLATION



D01	D02
070329	070629