

# TORNADO

## CYLINDER PRESSURE REGULATOR

### TORNADO SERIES L

Type	Standard	Gas Type	Inlet pressure	Outlet pressure	Art. No.	Cat. No.
L/E-O	DIN	Oxygen	200 bar / 2900 psi	10 bar / 145 psi	770.51740	
L/B-O	BSP	Oxygen	200 bar / 2900 psi	10 bar / 145 psi	770.51742	
L/F-O	NFE	Oxygen	200 bar / 2900 psi	10 bar / 145 psi	770.51750	
L/AS-O	AS	Oxygen	20000 KPa / 2900 psi	1000 KPa / 145 psi	770.51752	
L/E-A	DIN	Acetylene	25 bar / 360 psi	1,5 bar / 22 psi	770.51756	
L/B-A	BSP	Acetylene	25 bar / 360 psi	1,5 bar / 22 psi	770.51758	
L/F-A	NFE	Acetylene	25 bar / 360 psi	1,5 bar / 22 psi	770.51766	
L/AS-A	AS	Acetylene	2500 KPa / 360 psi	150 KPa / 22 psi	770.51768	
L/E-P	DIN	Propane	25 bar / 360 psi	2,5 bar / 36 psi	770.51772	
L/B-P	BSP	Propane	25 bar / 360 psi	2,5 bar / 36 psi	770.51774	
L/F-P	NFE	Propane	25 bar / 360 psi	2,5 bar / 36 psi	770.51782	
L/AS-P	AS	Propane	2500 KPa / 360 psi	250 KPa / 36 psi	770.51784	
L/E-H	DIN	Hydrogen	200 bar / 2900 psi	10 bar / 145 psi	770.51788	
L/B-H	BSP	Hydrogen	200 bar / 2900 psi	10 bar / 145 psi	770.51790	
L/F-H	NFE	Hydrogen	200 bar / 2900 psi	10 bar / 145 psi	770.51798	
L/AS-H	AS	Hydrogen	20000 KPa / 2900 psi	1000 KPa / 145 psi	770.51800	
L/E-Ar	DIN	Argon	200 bar / 2900 psi	10 bar / 145 psi	770.51804	
L/B-Ar	BSP	Argon	200 bar / 2900 psi	10 bar / 145 psi	770.51806	
L/F-Ar	NFE	Argon	200 bar / 2900 psi	10 bar / 145 psi	770.51814	
L/AS-Ar	AS	Argon	20000 KPa / 2900 psi	1000 KPa / 145 psi	770.51816	
L/E-C	DIN	Carbon	100 bar / 1450 psi	10 bar / 145 psi	770.51820	
L/B-C	BSP	Carbon	100 bar / 1450 psi	10 bar / 145 psi	770.51822	
L/F-C	NFE	Carbon	100 bar / 1450 psi	10 bar / 145 psi	770.51830	
L/AS-C	AS	Carbon	10000 KPa / 2900 psi	1000 KPa / 145 psi	770.51832	
L/E-N	DIN	Nitrogen	200 bar / 2900 psi	10 bar / 145 psi	770.51836	
L/B-N	BSP	Nitrogen	200 bar / 2900 psi	10 bar / 145 psi	770.51838	
L/F-N	NFE	Nitrogen	200 bar / 2900 psi	10 bar / 145 psi	770.51846	
L/AS-N	AS	Nitrogen	20000 KPa / 2900 psi	1000 KPa / 145 psi	770.51848	
L/E-He	DIN	Helium	200 bar / 2900 psi	10 bar / 145 psi	770.51852	
L/B- He	BSP	Helium	200 bar / 2900 psi	10 bar / 145 psi	770.51854	
L/F- He	NFE	Helium	200 bar / 2900 psi	10 bar / 145 psi	770.51862	
L/AS- He	AS	Helium	20000 KPa / 2900 psi	1000 KPa / 145 psi	770.51864	



# TORNADO

## CYLINDER PRESSURE REGULATOR

### TORNADO SERIES LS



Type	Standard	Gas Type	Inlet pressure	Outlet pressure	Art. No.	Cat. No.
LS/E-O	DIN	Oxygen	200 bar / 2900 psi	10 bar / 145 psi	770.51741	
LS/B-O	BSP	Oxygen	200 bar / 2900 psi	10 bar / 145 psi	770.51743	
LS/F-O	NFE	Oxygen	200 bar / 2900 psi	10 bar / 145 psi	770.51751	
LS/AS-O	AS	Oxygen	20000 KPa / 2900 psi	1000 KPa / 145 psi	770.51753	
LS/E-A	DIN	Acetylene	25 bar / 360 psi	1,5 bar / 22 psi	770.51757	
LS/B-A	BSP	Acetylene	25 bar / 360 psi	1,5 bar / 22 psi	770.51759	
LS/F-A	NFE	Acetylene	25 bar / 360 psi	1,5 bar / 22 psi	770.51767	
LS/AS-A	AS	Acetylene	2500 KPa / 360 psi	150 KPa / 22 psi	770.51769	
LS/E-P	DIN	Propane	25 bar / 360 psi	2,5 bar / 36 psi	770.51773	
LS/B-P	BSP	Propane	25 bar / 360 psi	2,5 bar / 36 psi	770.51775	
LS/F-P	NFE	Propane	25 bar / 360 psi	2,5 bar / 36 psi	770.51783	
LS/AS-P	AS	Propane	2500 KPa / 360 psi	250 KPa / 36 psi	770.51785	
LS/E-H	DIN	Hydrogen	200 bar / 2900 psi	10 bar / 145 psi	770.51789	
LS/B-H	BSP	Hydrogen	200 bar / 2900 psi	10 bar / 145 psi	770.51791	
LS/F-H	NFE	Hydrogen	200 bar / 2900 psi	10 bar / 145 psi	770.51799	
LS/AS-H	AS	Hydrogen	20000 KPa / 2900 psi	1000 KPa / 145 psi	770.51801	
LS/E-Ar	DIN	Argon	200 bar / 2900 psi	10 bar / 145 psi	770.51805	
LS/B-Ar	BSP	Argon	200 bar / 2900 psi	10 bar / 145 psi	770.51807	
LS/F-Ar	NFE	Argon	200 bar / 2900 psi	10 bar / 145 psi	770.51815	
LS/AS-Ar	AS	Argon	20000 KPa / 2900 psi	1000 KPa / 145 psi	770.51817	
LS/E-C	DIN	Carbon	100 bar / 1450 psi	10 bar / 145 psi	770.51821	
LS/B-C	BSP	Carbon	100 bar / 1450 psi	10 bar / 145 psi	770.51823	
LS/F-C	NFE	Carbon	100 bar / 1450 psi	10 bar / 145 psi	770.51831	
LS/AS-C	AS	Carbon	10000 KPa / 2900 psi	1000 KPa / 145 psi	770.51833	
LS/E-N	DIN	Nitrogen	200 bar / 2900 psi	10 bar / 145 psi	770.51837	
LS/B-N	BSP	Nitrogen	200 bar / 2900 psi	10 bar / 145 psi	770.51839	
LS/F-N	NFE	Nitrogen	200 bar / 2900 psi	10 bar / 145 psi	770.51847	
LS/AS-N	AS	Nitrogen	20000 KPa / 2900 psi	1000 KPa / 145 psi	770.51849	
LS/E-He	DIN	Helium	200 bar / 2900 psi	10 bar / 145 psi	770.51853	
LS/B- He	BSP	Helium	200 bar / 2900 psi	10 bar / 145 psi	770.51855	
LS/F- He	NFE	Helium	200 bar / 2900 psi	10 bar / 145 psi	770.51863	
LS/AS- He	AS	Helium	20000 KPa / 2900 psi	1000 KPa / 145 psi	770.51865	

# TORNADO

## CYLINDER PRESSURE REGULATOR

### TORNADO SERIES R

Type	Standard	Gas Type	Inlet pressure	Outlet pressure	Art. No.	Cat. No.
R/B-O	BSP	Oxygen	200 bar / 2900 psi	10 bar / 145 psi	770.51868	
R/BU-O	BSP/CGA	Oxygen	200 bar / 2900 psi	10 bar / 145 psi	770.51746	
R/U-O	CGA	Oxygen	200 bar / 2900 psi	10 bar / 145 psi	770.51748	
R/B-A	BSP	Acetylene	25 bar / 360 psi	1,5 bar / 22 psi	770.51870	
R/BU-A	BSP/CGA	Acetylene	25 bar / 360 psi	1,0 bar / 15 psi	770.51762	
R/U-A	CGA	Acetylene	25 bar / 360 psi	2,5 bar / 36 psi	770.51764	
R/B-P	BSP	Propane	25 bar / 360 psi	2,5 bar / 36 psi	770.51872	
R/BU-P	BSP/CGA	Propane	25 bar / 360 psi	2,5 bar / 36 psi	770.51778	
R/U-P	CGA	Propane	25 bar / 360 psi	10 bar / 145 psi	770.51780	
R/B-H	BSP	Hydrogen	200 bar / 2900 psi	10 bar / 145 psi	770.51874	
R/BU-H	BSP/CGA	Hydrogen	200 bar / 2900 psi	10 bar / 145 psi	770.51794	
R/U-H	CGA	Hydrogen	200 bar / 2900 psi	10 bar / 145 psi	770.51796	
R/B-Ar	BSP	Argon	200 bar / 2900 psi	10 bar / 145 psi	770.51876	
R/BU-Ar	BSP/CGA	Argon	200 bar / 2900 psi	10 bar / 145 psi	770.51810	
R/U-Ar	CGA	Argon	200 bar / 2900 psi	10 bar / 145 psi	770.51812	
R/B-C	BSP	Carbon	100 bar / 1450 psi	10 bar / 145 psi	770.51878	
R/BU-C	BSP/CGA	Carbon	100 bar / 1450 psi	10 bar / 145 psi	770.51826	
R/U-C	CGA	Carbon	100 bar / 1450 psi	10 bar / 145 psi	770.51828	
R/UB-N	BSP	Nitrogen	200 bar / 2900 psi	10 bar / 145 psi	770.51880	
R/BU-N	BSP/CGA	Nitrogen	200 bar / 2900 psi	10 bar / 145 psi	770.51842	
R/U-N	CGA	Nitrogen	200 bar / 2900 psi	10 bar / 145 psi	770.51844	
R/B-He	BSP	Helium	200 bar / 2900 psi	10 bar / 145 psi	770.51882	
R/BU-He	BSP/CGA	Helium	200 bar / 2900 psi	10 bar / 145 psi	770.51858	
R/U-He	CGA	Helium	200 bar / 2900 psi	10 bar / 145 psi	770.51860	



# TORNADO

## CYLINDER PRESSURE REGULATOR

### TORNADO SERIES RS



Type	Standard	Gas Type	Inlet pressure	Outlet pressure	Art. No.	Cat. No.
RS/B-O	BSP	Oxygen	200 bar / 2900 psi	10 bar / 145 psi	770.51869	
RS/BU-O	BSP/CGA	Oxygen	200 bar / 2900 psi	10 bar / 145 psi	770.51747	
RS/U-O	CGA	Oxygen	200 bar / 2900 psi	10 bar / 145 psi	770.51749	
RS/B-A	BSP	Acetylene	25 bar / 360 psi	1,5 bar / 22 psi	770.51871	
RS/BU-A	BSP/CGA	Acetylene	25 bar / 360 psi	1,0 bar / 15 psi	770.51763	
RS/U-A	CGA	Acetylene	25 bar / 360 psi	2,5 bar / 36 psi	770.51765	
RS/B-P	BSP	Propane	25 bar / 360 psi	2,5 bar / 36 psi	770.51873	
RS/BU-P	BSP/CGA	Propane	25 bar / 360 psi	2,5 bar / 36 psi	770.51779	
RS/U-P	CGA	Propane	25 bar / 360 psi	10 bar / 145 psi	770.51781	
RS/B-H	BSP	Hydrogen	200 bar / 2900 psi	10 bar / 145 psi	770.51875	
RS/BU-H	BSP/CGA	Hydrogen	200 bar / 2900 psi	10 bar / 145 psi	770.51795	
RS/U-H	CGA	Hydrogen	200 bar / 2900 psi	10 bar / 145 psi	770.51797	
RS/B-Ar	BSP	Argon	200 bar / 2900 psi	10 bar / 145 psi	770.51877	
RS/BU-Ar	BSP/CGA	Argon	200 bar / 2900 psi	10 bar / 145 psi	770.51811	
RS/U-Ar	CGA	Argon	200 bar / 2900 psi	10 bar / 145 psi	770.51813	
RS/B-C	BSP	Carbon	100 bar / 1450 psi	10 bar / 145 psi	770.51879	
RS/BU-C	BSP/CGA	Carbon	100 bar / 1450 psi	10 bar / 145 psi	770.51827	
RS/U-C	CGA	Carbon	100 bar / 1450 psi	10 bar / 145 psi	770.51829	
RS/UB-N	BSP	Nitrogen	200 bar / 2900 psi	10 bar / 145 psi	770.51881	
RS/BU-N	BSP/CGA	Nitrogen	200 bar / 2900 psi	10 bar / 145 psi	770.51843	
RS/U-N	CGA	Nitrogen	200 bar / 2900 psi	10 bar / 145 psi	770.51845	
RS/B-He	BSP	Helium	200 bar / 2900 psi	10 bar / 145 psi	770.51883	
RS/BU-He	BSP/CGA	Helium	200 bar / 2900 psi	10 bar / 145 psi	770.51859	
RS/U-He	CGA	Helium	200 bar / 2900 psi	10 bar / 145 psi	770.51861	

# TORNADO

## CYLINDER PRESSURE REGULATOR

### TORNADO SERIES B

Type	Standard	Gas Type	Inlet pressure	Working pressure	Art. No.	Cat. No.
B/B-O	BSP	Oxygen	200 bar / 2900 psi	10 bar / 145 psi	770.51744	
B/AS-O	AS	Oxygen	20000 KPa / 2900 psi	1000 KPa / 145 psi	770.51754	
B/B-A	BSP	Acetylene	25 bar / 360 psi	1,5 bar / 22 psi	770.51760	
B/AS-A	AS	Acetylene	2500 KPa / 360 psi	150 KPa / 22 psi	770.51770	
B/B-P	BSP	Propane	25 bar / 360 psi	2,5 bar / 36 psi	770.51776	
B/AS-P	AS	Propane	2500 KPa / 360 psi	250 KPa / 36 psi	770.51786	
B/B-H	BSP	Hydrogen	200 bar / 2900 psi	10 bar / 145 psi	770.51792	
B/AS-H	AS	Hydrogen	20000 KPa / 2900 psi	1000 KPa / 145 psi	770.51802	
B/B-Ar	BSP	Argon	200 bar / 2900 psi	10 bar / 145 psi	770.51808	
B/AS-Ar	AS	Argon	20000 KPa / 2900 psi	1000 KPa / 145 psi	770.51818	
B/B-C	BSP	Carbon	100 bar / 1450 psi	10 bar / 145 psi	770.51824	
B/AS-C	AS	Carbon	10000 KPa / 1450 psi	1000 KPa / 145 psi	770.51834	
B/B-N	BSP	Nitrogen	200 bar / 2900 psi	10 bar / 145 psi	770.51840	
B/AS-N	AS	Nitrogen	20000 KPa / 2900 psi	1000 KPa / 145 psi	770.51850	
B/B-He	BSP	Helium	200 bar / 2900 psi	10 bar / 145 psi	770.51856	
B/AS-He	AS	Helium	20000 KPa / 2900 psi	1000 KPa / 145 psi	770.51866	



### TORNADO SERIES BS

Type	Standard	Gas Type	Inlet pressure	Working pressure	Art. No.	Cat. No.
BS/B-O	BSP	Oxygen	200 bar/2900 psi	10 bar/145 psi	770.51745	
BS/AS-O	AS	Oxygen	20000 KPa/2900 psi	1000 KPa/145 psi	770.51755	
BS/B-A	BSP	Acetylene	25 bar/360 psi	1,5 bar/22 psi	770.51761	
BS/AS-A	AS	Acetylene	2500 KPa/360 psi	150 KPa/22 psi	770.51771	
BS/B-P	BSP	Propane	25 bar/360 psi	2,5 bar/36 psi	770.51777	
BS/AS-P	AS	Propane	2500 KPa/360 psi	250 KPa/36 psi	770.51787	
BS/B-H	BSP	Hydrogen	200 bar/2900 psi	10 bar/145 psi	770.51793	
BS/AS-H	AS	Hydrogen	20000 KPa/2900 psi	1000 KPa/145 psi	770.51803	
BS/B-Ar	BSP	Argon	200 bar/2900 psi	10 bar/145 psi	770.51809	
BS/AS-Ar	AS	Argon	20000 KPa/2900 psi	1000 KPa/145 psi	770.51819	
BS/B-C	BSP	Carbon	100 bar/1450 psi	10 bar/145 psi	770.51825	
BS/AS-C	AS	Carbon	10000 KPa/1450 psi	1000 KPa/145 psi	770.51835	
BS/B-N	BSP	Nitrogen	200 bar/2900 psi	10 bar/145 psi	770.51841	
BS/AS-N	AS	Nitrogen	20000 KPa/2900 psi	1000 KPa/145 psi	770.51851	
BS/B-He	BSP	Helium	200 bar/2900 psi	10 bar/145 psi	770.51857	
BS/AS-He	AS	Helium	20000 KPa/2900 psi	1000 KPa/145 psi	770.51867	



# TORNADO

## CYLINDER PRESSURE REGULATOR

### TORNADO SERIES LD

Type	Standard	Gas Type	Inlet Pressure	Outlet Pressure	Art. No.	Cat. No.
LD/E-O	DIN	Oxygen	200 bar/2900 psi	10 bar/145 psi	770.52430	
LD/B-O	BSP	Oxygen	200 bar/2900 psi	10 bar/145 psi	770.52432	
LD/F-O	NFE	Oxygen	200 bar/2900 psi	10 bar/145 psi	770.52436	
LD/AS-O	AS	Oxygen	20000 KPa	1000 KPa	770.52438	
LD/E-H	DIN	Hydrogen	200 bar/2900 psi	10 bar/145 psi	770.52440	
LD/B-H	BSP	Hydrogen	200 bar/2900 psi	10 bar/145 psi	770.52442	
LD/F-H	NFE	Hydrogen	200 bar/2900 psi	10 bar/145 psi	770.52446	
LD/AS-H	AS	Hydrogen	20000 KPa	1000 KPa	770.52448	
LD/E-Ar	DIN	Argon	200 bar/2900 psi	10 bar/145 psi	770.52450	
LD/B-Ar	BSP	Argon	200 bar/2900 psi	10 bar/145 psi	770.52452	
LD/F-Ar	NFE	Argon	200 bar/2900 psi	10 bar/145 psi	770.52456	
LD/AS-Ar	AS	Argon	20000 KPa	1000 KPa	770.52458	
LD/E-C	DIN	Carbon	100 bar/1450 psi	10 bar/145 psi	770.52460	
LD/B-C	BSP	Carbon	100 bar/1450 psi	10 bar/145 psi	770.52462	
LD/F-C	NFE	Carbon	100 bar/1450 psi	10 bar/145 psi	770.52466	
LD/AS-C	AS	Carbon	10000 KPa	1000 KPa	770.52468	
LD/E-N	DIN	Nitrogen	200 bar/2900 psi	10 bar/145 psi	770.52470	
LD/B-N	BSP	Nitrogen	200 bar/2900 psi	10 bar/145 psi	770.52472	
LD/F-N	NFE	Nitrogen	200 bar/2900 psi	10 bar/145 psi	770.52476	
LD/AS-N	AS	Nitrogen	20000 KPa	1000 KPa	770.52478	
LD/E-He	DIN	Helium	200 bar/2900 psi	10 bar/145 psi	770.52480	
LD/B-He	BSP	Helium	200 bar/2900 psi	10 bar/145 psi	770.52482	
LD/F-He	NFE	Helium	200 bar/2900 psi	10 bar/145 psi	770.52486	
LD/AS-He	AS	Helium	20000 KPa	1000 KPa	770.52488	



# TORNADO

## CYLINDER PRESSURE REGULATOR

### TORNADO SERIES LSD



Type	Standard	Gas Type	Inlet Pressure	Outlet Pressure	Art. No.	Cat. No.
LSD/E-O	DIN	Oxygen	200 bar/2900 psi	10 bar/145 psi	770.52431	
LSD/B-O	BSP	Oxygen	200 bar/2900 psi	10 bar/145 psi	770.52433	
LSD/F-O	NFE	Oxygen	200 bar/2900 psi	10 bar/145 psi	770.52437	
LSD/AS-O	AS	Oxygen	20000 KPa	1000 KPa	770.52439	
LSD/E-H	DIN	Hydrogen	200 bar/2900 psi	10 bar/145 psi	770.52441	
LSD/B-H	BSP	Hydrogen	200 bar/2900 psi	10 bar/145 psi	770.52443	
LSD/F-H	NFE	Hydrogen	200 bar/2900 psi	10 bar/145 psi	770.52447	
LSD/AS-H	AS	Hydrogen	20000 KPa	1000 KPa	770.52449	
LSD/E- Ar	DIN	Argon	200 bar/2900 psi	10 bar/145 psi	770.52451	
LSD/B- Ar	BSP	Argon	200 bar/2900 psi	10 bar/145 psi	770.52453	
LSD/F- Ar	NFE	Argon	200 bar/2900 psi	10 bar/145 psi	770.52457	
LSD/AS- Ar	AS	Argon	20000 KPa	1000 KPa	770.52459	
LSD/E-C	DIN	Carbon	100 bar/1450 psi	10 bar/145 psi	770.52461	
LSD/B-C	BSP	Carbon	100 bar/1450 psi	10 bar/145 psi	770.52463	
LSD/F-C	NFE	Carbon	100 bar/1450 psi	10 bar/145 psi	770.52467	
LSD/AS-C	AS	Carbon	10000 KPa	1000 KPa	770.52469	
LSD/E-N	DIN	Nitrogen	200 bar/2900 psi	10 bar/145 psi	770.52471	
LSD/B-N	BSP	Nitrogen	200 bar/2900 psi	10 bar/145 psi	770.52473	
LSD/F-N	NFE	Nitrogen	200 bar/2900 psi	10 bar/145 psi	770.52477	
LSD/AS-N	AS	Nitrogen	20000 KPa	1000 KPa	770.52479	
LSD/E-He	DIN	Helium	200 bar/2900 psi	10 bar/145 psi	770.52481	
LSD/B-He	BSP	Helium	200 bar/2900 psi	10 bar/145 psi	770.52483	
LSD/F-He	NFE	Helium	200 bar/2900 psi	10 bar/145 psi	770.52487	
LSD/AS-He	AS	Helium	20000 KPa	1000 KPa	770.52489	

# TORNADO

## CYLINDER PRESSURE REGULATOR

### TORNADO SERIES RD

Type	Standard	Gas Type	Inlet Pressure	Outlet Pressure	Art. No.	Cat. No.
RD/B-O	BSP	Oxygen	200 bar/2900 psi	10 bar/145 psi	770.52490	
RD/U-O	CGA	Oxygen	200 bar/2900 psi	10 bar/145 psi	770.52492	
RD/BU-O	BSP/CGA	Oxygen	200 bar/2900 psi	10 bar/145 psi	770.52434	
RD/B-H	BSP	Hydrogen	200 bar/2900 psi	10 bar/145 psi	770.52494	
RD/U-H	CGA	Hydrogen	200 bar/2900 psi	10 bar/145 psi	770.52496	
RD/BU-H	BSP/CGA	Hydrogen	200 bar/2900 psi	10 bar/145 psi	770.52444	
RD/B-Ar	BSP	Argon	200 bar/2900 psi	10 bar/145 psi	770.52498	
RD/U-Ar	CGA	Argon	200 bar/2900 psi	10 bar/145 psi	770.52500	
RD/BU-Ar	BSP/CGA	Argon	200 bar/2900 psi	10 bar/145 psi	770.52454	
RD/B-C	BSP	Carbon	100 bar/1450 psi	10 bar/145 psi	770.52502	
RD/U-C	CGA	Carbon	100 bar/1450 psi	10 bar/145 psi	770.52504	
RD/BU-C	BSP/CGA	Carbon	100 bar/1450 psi	10 bar/145 psi	770.52464	
RD/B-N	BSP	Nitrogen	200 bar/2900 psi	10 bar/145 psi	770.52506	
RD/U-N	CGA	Nitrogen	200 bar/2900 psi	10 bar/145 psi	770.52508	
RD/BU-N	BSP/CGA	Nitrogen	200 bar/2900 psi	10 bar/145 psi	770.52474	
RD/B-He	BSP	Helium	200 bar/2900 psi	10 bar/145 psi	770.52510	
RD/U-He	CGA	Helium	200 bar/2900 psi	10 bar/145 psi	770.52512	
RD/BU-He	BSP/CGA	Helium	200 bar/2900 psi	10 bar/145 psi	770.52484	





# TORNADO

## CYLINDER PRESSURE REGULATOR

### TORNADO SERIES RSD



Type	Standard	Gas Type	Inlet Pressure	Outlet Pressure	Art. No.	Cat. No.
RSD/B-O	BSP	Oxygen	200 bar/2900 psi	10 bar/145 psi	770.52491	
RSD/U-O	CGA	Oxygen	200 bar/2900 psi	10 bar/145 psi	770.52493	
RSD/BU-O	BSP/CGA	Oxygen	200 bar/2900 psi	10 bar/145 psi	770.52435	
RSD/B-H	BSP	Hydrogen	200 bar/2900 psi	10 bar/145 psi	770.52495	
RSD/U-H	CGA	Hydrogen	200 bar/2900 psi	10 bar/145 psi	770.52497	
RSD/BU-H	BSP/CGA	Hydrogen	200 bar/2900 psi	10 bar/145 psi	770.52445	
RSD/B-Ar	BSP	Argon	200 bar/2900 psi	10 bar/145 psi	770.52499	
RSD/U-Ar	CGA	Argon	200 bar/2900 psi	10 bar/145 psi	770.52501	
RSD/BU-Ar	BSP/CGA	Argon	200 bar/2900 psi	10 bar/145 psi	770.52455	
RSD/B-C	BSP	Carbon	100 bar/1450 psi	10 bar/145 psi	770.52503	
RSD/U-C	CGA	Carbon	100 bar/1450 psi	10 bar/145 psi	770.52505	
RSD/BU-C	BSP/CGA	Carbon	100 bar/1450 psi	10 bar/145 psi	770.52465	
RSD/B-N	BSP	Nitrogen	200 bar/2900 psi	10 bar/145 psi	770.52507	
RSD/U-N	CGA	Nitrogen	200 bar/2900 psi	10 bar/145 psi	770.52509	
RSD/BU-N	BSP/CGA	Nitrogen	200 bar/2900 psi	10 bar/145 psi	770.52475	
RSD/B-He	BSP	Helium	200 bar/2900 psi	10 bar/145 psi	770.52511	
RSD/U-He	CGA	Helium	200 bar/2900 psi	10 bar/145 psi	770.52513	
RSD/BU-He	BSP/CGA	Helium	200 bar/2900 psi	10 bar/145 psi	770.52485	

# TORNADO

## CYLINDER PRESSURE REGULATOR

### TORNADO SERIES BD

Type	Standard	Gas Type	Inlet Pressure	Working Pressure	Art. No.	Cat. No.
BD/B-O	BSP	Oxygen	200 bar/2900 psi	10 bar/145 psi	770.52514	
BD/AS-O	AS	Oxygen	20000 KPa/2900 psi	1000 KPa/145 psi	770.52516	
BD/B-H	BSP	Hydrogen	200 bar/2900 psi	10 bar/145 psi	770.52518	
BD/AS-H	AS	Hydrogen	20000 KPa/2900 psi	1000 KPa/145 psi	770.52520	
BD/B-Ar	BSP	Argon	200 bar/2900 psi	10 bar/145 psi	770.52522	
BD/AS-Ar	AS	Argon	20000 KPa/2900 psi	1000 KPa/145 psi	770.52524	
BD/B-C	BSP	Carbon	100 bar/1450 psi	10 bar/145 psi	770.52526	
BD/AS-C	AS	Carbon	10000 KPa/1450 psi	1000 KPa/145 psi	770.52528	
BD/B-N	BSP	Nitrogen	200 bar/2900 psi	10 bar/145 psi	770.52530	
BD/AS-N	AS	Nitrogen	20000 KPa/2900 psi	1000 KPa/145 psi	770.52532	
BD/B-He	BSP	Helium	200 bar/2900 psi	10 bar/145 psi	770.52534	
BD/AS-He	AS	Helium	20000 KPa/2900 psi	1000 KPa/145 psi	770.52536	



### TORNADO SERIES BSD

Type	Standard	Gas Type	Inlet Pressure	Working Pressure	Art. No.	Cat. No.
BSD/B-O	BSP	Oxygen	200 bar/2900 psi	10 bar/145 psi	770.52515	
BSD/AS-O	AS	Oxygen	20000 KPa/2900 psi	1000 KPa/145 psi	770.52517	
BSD/B-H	BSP	Hydrogen	200 bar/2900 psi	10 bar/145 psi	770.52519	
BSD/AS-H	AS	Hydrogen	20000 KPa/2900 psi	1000 KPa/145 psi	770.52521	
BSD/B-Ar	BSP	Argon	200 bar/2900 psi	10 bar/145 psi	770.52523	
BSD/AS-Ar	AS	Argon	20000 KPa/2900 psi	1000 KPa/145 psi	770.52525	
BSD/B-C	BSP	Carbon	100 bar/1450 psi	10 bar/145 psi	770.52527	
BSD/AS-C	AS	Carbon	10000 KPa/1450 psi	1000 KPa/145 psi	770.52529	
BSD/B-N	BSP	Nitrogen	200 bar/2900 psi	10 bar/145 psi	770.52531	
BSD/AS-N	AS	Nitrogen	20000 KPa/2900 psi	1000 KPa/145 psi	770.52533	
BSD/B-He	BSP	Helium	200 bar/2900 psi	10 bar/145 psi	770.52535	
BSD/AS-He	AS	Helium	20000 KPa/2900 psi	1000 KPa/145 psi	770.52537	



# TORNADO

## CYLINDER PRESSURE REGULATOR

### TORNADO SERIES Le/C

Type	Standard	Gas Type	Supply Voltage	Inlet P.	Outlet P.	Art. No.	Cat. No.
Le/E-C	DIN	Oxygen	200 V / 50 Hz	100 bar / 1450 psi	100 bar / 1450 psi	770.52870	
Le/B-C	BSP	Oxygen	110 V	100 bar / 1450 psi	100 bar / 1450 psi	770.52872	
Le/F-C	NFE	Oxygen				770.52880	
Le/AS-C	AS	Oxygen				770.52882	



### TORNADO SERIES Re/C

Type	Standard	Gas Type	Supply Voltage	Inlet P.	Outlet P.	Art. No.	Cat. No.
Re/B-C	BSP	Co <sub>2</sub>	200 V / 50 Hz	100 bar / 1450 psi	100 bar / 1450 psi	770.52874	
Re/U-C	CGA	Co <sub>2</sub>	200 V / 50 Hz	100 bar / 1450 psi	100 bar / 1450 psi	770.52876	
Re/BU-C	BSP/CGA	Co <sub>2</sub>	200 V / 50 Hz	100 bar / 1450 psi	100 bar / 1450 psi	770.52878	



### TORNADO SERIES RSe/C

Type	Standard	Gas Type	Supply Voltage	Inlet P.	Outlet P.	Art. No.	Cat. No.
RS/B-O	DIN	Co <sub>2</sub>	200 V / 50 Hz	100 bar / 1450 psi	100 bar / 1450 psi	770.52871	
RS/BU-O	BSP	Co <sub>2</sub>	110 V	100 bar / 1450 psi	100 bar / 1450 psi	770.52873	
RS/U-O	BSP	Co <sub>2</sub>	200 V / 50 Hz	100 bar / 1450 psi	100 bar / 1450 psi	770.52875	
RS/B-A	CGA	Co <sub>2</sub>	200 V / 50 Hz	100 bar / 1450 psi	100 bar / 1450 psi	770.52877	
RS/BU-A	BSP/CGA	Co <sub>2</sub>	200 V / 50 Hz	100 bar / 1450 psi	100 bar / 1450 psi	770.52879	
RS/U-A	NFE	Co <sub>2</sub>		10000 KPa	1000 KPa	770.52881	
RS/UB-P	AS	Co <sub>2</sub>		10000 KPa	1000 KPa	770.52883	



# TORNADO

## CYLINDER PRESSURE REGULATOR

### TORNADO SERIES LFGe/C



Type	Standard	Gas Type	Supply Voltage	Inlet P.	Outlet P.	Art. No.	Cat. No.
LFGe/E-C	DIN	CO <sub>2</sub>	200 V / 50 Hz	100 bar / 1450 psi	32 l/min / 68 scfh	770.52884	
LFGe/B-C	BSP	CO <sub>2</sub>	200 V / 50 Hz	100 bar / 1450 psi	32 l/min / 68 scfh	770.52886	
LFGe/F-C	NFE	CO <sub>2</sub>	200 V / 50 Hz	100 bar / 1450 psi	32 l/min / 68 scfh	770.52894	
LFGe/AS-C	AS	CO <sub>2</sub>	200 V / 50 Hz	10000 KPa	32 l/min / 68 scfh	770.52896	

### TORNADO SERIES RFGe/C



Type	Standard	Gas Type	Supply Voltage	Inlet P.	Outlet P.	Art. No.	Cat. No.
RFGe/B-C	BSP	CO <sub>2</sub>	200 V / 50 Hz	100 bar / 1450 psi	32 l/min / 68 scfh	770.52888	
RFGe/U-C	CGA	CO <sub>2</sub>	110 V	100 bar / 1450 psi	32 l/min / 68 scfh	770.52890	
RFGe/BU-C	BSP/CGA	CO <sub>2</sub>	200 V / 50 Hz	100 bar / 1450 psi	32 l/min / 68 scfh	770.52892	

### TORNADO SERIES LSFGe/C



Type	Standard	Gas Type	Supply Voltage	Inlet P.	Outlet P.	Art. No.	Cat. No.
LSFGe/E-C	DIN	CO <sub>2</sub>	200 V / 50 Hz	100 bar / 1450 psi	32 l/min / 68 scfh	770.52885	
LSFGe/B-C	BSP	CO <sub>2</sub>	200 V / 50 Hz	100 bar / 1450 psi	32 l/min / 68 scfh	770.52887	
LSFGe/F-C	NFE	CO <sub>2</sub>	200 V / 50 Hz	100 bar / 1450 psi	32 l/min / 68 scfh	770.52895	
LSFGe/AS-C	AS	CO <sub>2</sub>	200 V / 50 Hz	10000 KPa	32 l/min / 68 scfh	770.52897	

### TORNADO SERIES RSFGe/C



Type	Standard	Gas Type	Supply Voltage	Inlet P.	Outlet P.	Art. No.	Cat. No.
RSFGe/B-C	BSP	CO <sub>2</sub>	200 V / 50 Hz	100 bar / 1450 psi	32 l/min / 68 scfh	770.52889	
RSFGe/U-C	CGA	CO <sub>2</sub>	110 V	100 bar / 1450 psi	32 l/min / 68 scfh	770.52891	
RSFGe/BU-C	BSP/CGA	CO <sub>2</sub>	200 V / 50 Hz	100 bar / 1450 psi	32 l/min / 68 scfh	770.52893	

# TORNADO

## CYLINDER PRESSURE REGULATOR

### TORNADO SERIES LFMe/C

Type	Standard	Gas Type	Supply Voltage	Inlet P.	Outlet P.	Art. No.	Cat. No.
LFMe/E-C	DIN	CO <sub>2</sub>	200 V/50 Hz	200 bar / 2900 psi	32 l/min / 64 scfh	77.52898	
LFMe/B-C	BSP	CO <sub>2</sub>	200 V/50 Hz	200 bar / 2900 psi	32 l/min / 64 scfh	77.52899	
LFMe/F-C	NFE	CO <sub>2</sub>	200 V/50 Hz	200 bar / 2900 psi	32 l/min / 64 scfh	77.52903	
LFMe/AS-C	AS	CO <sub>2</sub>	200 V/50 Hz	20000 KPa	32 l/min / 64 scfh	77.52904	



### TORNADO SERIES RFMe/C

Type	Standard	Gas Type	Supply Voltage	Inlet P.	Outlet P.	Art. No.	Cat. No.
RFMe/B-C	BSP	CO <sub>2</sub>	200 V/50 Hz	200 bar / 2900 psi	32 l/min / 64 scfh	77.52900	
RFMe/U-C	CGA	CO <sub>2</sub>	110 V	200 bar / 2900 psi	32 l/min / 64 scfh	77.52901	
RFMe/BU-C	BSP/CGA	CO <sub>2</sub>	200 V/50 Hz	200 bar / 2900 psi	32 l/min / 64 scfh	77.52902	



# TORNADO

## CYLINDER PRESSURE REGULATOR

### TORNADO SERIES TL

20 bar



Type	Standard	Gas Type	Inlet Pressure	Outlet Pressure	Art. No.	Cat. No.
TL/E-O 20	DIN	Oxygen	230 bar/3335 psi	20 bar/290 psi	770.21210	
TL/B-O 20	BSP	Oxygen	230 bar/3335 psi	20 bar/290 psi	770.21222	
TL/F-O 20	NFE	Oxygen	230 bar/3335 psi	20 bar/290 psi	770.21343	
TL/AS-O 20	AS	Oxygen	23000 KPa/3335 psi	2000/290 psi	770.21345	
TL/E-H 20	DIN	Hydrogen	230 bar/3335 psi	20 bar/290 psi	770.21234	
TL/B-H 20	BSP	Hydrogen	230 bar/3335 psi	20 bar/290 psi	770.21246	
TL/F-H 20	NFE	Hydrogen	230 bar/3335 psi	20 bar/290 psi	770.21349	
TL/AS-H 20	AS	Hydrogen	23000 KPa/3335 psi	2000/290 psi	770.21351	
TL/E-Ar 20	DIN	Argon	230 bar/3335 psi	20 bar/290 psi	770.21258	
TL/B-Ar 20	BSP	Argon	230 bar/3335 psi	20 bar/290 psi	770.21270	
TL/F-Ar 20	NFE	Argon	230 bar/3335 psi	20 bar/290 psi	770.21355	
TL/AS-Ar 20	AS	Argon	23000 KPa/3335 psi	2000/290 psi	770.21357	
TL/E-C 20	DIN	Carbon	100 bar/1450 psi	20 bar/290 psi	770.21282	
TL/B-C 20	BSP	Carbon	100 bar/1450 psi	20 bar/290 psi	770.21286	
TL/F-C 20	NFE	Carbon	100 bar/1450 psi	20 bar/290 psi	770.21361	
TL/AS-C 20	AS	Carbon	10000 KPa/1450 psi	2000/290 psi	770.21363	
TL/E-N 20	DIN	Nitrogen	230 bar/3335 psi	20 bar/290 psi	770.21290	
TL/B-N 20	BSP	Nitrogen	230 bar/3335 psi	20 bar/290 psi	770.21302	
TL/F-N 20	NFE	Nitrogen	230 bar/3335 psi	20 bar/290 psi	770.21367	
TL/AS-N 20	AS	Nitrogen	23000 KPa/3335 psi	2000/290 psi	770.21369	
TL/E-He 20	DIN	Helium	230 bar/3335 psi	20 bar/290 psi	770.21314	
TL/B-He 20	BSP	Helium	230 bar/3335 psi	20 bar/290 psi	770.21326	
TL/F-He 20	NFE	Helium	230 bar/3335 psi	20 bar/290 psi	770.21373	
TL/AS-He 20	AS	Helium	23000 KPa/3335 psi	2000/290 psi	770.21375	

### TORNADO SERIES TR

20 bar



Type	Standard	Gas Type	Inlet Pressure	Outlet Pressure	Art. No.	Cat. No.
RT/U-O 20	CGA	Oxygen	230 bar/3335 psi	20 bar/290 psi	770.21341	
RT/U-H 20	CGA	Hydrogen	230 bar/3335 psi	20 bar/290 psi	770.21347	
RT/U-Ar 20	CGA	Argon	230 bar/3335 psi	20 bar/290 psi	770.21353	
RT/U-C 20	CGA	Carbon	100 bar/1450 psi	20 bar/290 psi	770.21359	
RT/U-N 20	CGA	Nitrogen	230 bar/3335 psi	20 bar/290 psi	770.21365	
RT/U-He 20	CGA	Helium	230 bar/3335 psi	20 bar/290 psi	770.21371	

# TORNADO

## CYLINDER PRESSURE REGULATOR

20 bar

TORNADO SERIES TLS

Type	Standard	Gas Type	Inlet Pressure	Outlet Pressure	Art. No.	Cat. No.
TLS/E-O 20	DIN	Oxygen	230 bar/3335 psi	20 bar/290 psi	770.21211	
TLS/B-O 20	BSP	Oxygen	230 bar/3335 psi	20 bar/290 psi	770.21223	
TLS/F-O 20	NFE	Oxygen	230 bar/3335 psi	20 bar/290 psi	770.21344	
TLS/AS-O 20	AS	Oxygen	23000 KPa/3335 psi	2000/290 psi	770.21346	
TLS/E-H 20	DIN	Hydrogen	230 bar/3335 psi	20 bar/290 psi	770.21235	
TLS/B-H 20	BSP	Hydrogen	230 bar/3335 psi	20 bar/290 psi	770.21247	
TLS/F-H 20	NFE	Hydrogen	230 bar/3335 psi	20 bar/290 psi	770.21350	
TLS/AS-H 20	AS	Hydrogen	23000 KPa/3335 psi	2000/290 psi	770.21352	
TLS/E-Ar 20	DIN	Argon	230 bar/3335 psi	20 bar/290 psi	770.21259	
TLS/B-Ar 20	BSP	Argon	230 bar/3335 psi	20 bar/290 psi	770.21271	
TLS/F-Ar 20	NFE	Argon	230 bar/3335 psi	20 bar/290 psi	770.21356	
TLS/AS-Ar 20	AS	Argon	23000 KPa/3335 psi	2000/290 psi	770.21358	
TLS/E-C 20	DIN	Carbon	100 bar/1450 psi	20 bar/290 psi	770.21283	
TLS/B-C 20	BSP	Carbon	100 bar/1450 psi	20 bar/290 psi	770.21287	
TLS/F-C 20	NFE	Carbon	100 bar/1450 psi	20 bar/290 psi	770.21362	
TLS/AS-C 20	AS	Carbon	10000 KPa/1450 psi	2000/290 psi	770.21364	
TLS/E-N 20	DIN	Nitrogen	230 bar/3335 psi	20 bar/290 psi	770.21291	
TLS/B-N 20	BSP	Nitrogen	230 bar/3335 psi	20 bar/290 psi	770.21303	
TLS/F-N 20	NFE	Nitrogen	230 bar/3335 psi	20 bar/290 psi	770.21368	
TLS/AS-N 20	AS	Nitrogen	23000 KPa/3335 psi	2000/290 psi	770.21370	
TLS/E-He 20	DIN	Helium	230 bar/3335 psi	20 bar/290 psi	770.21315	
TLS/B-He 20	BSP	Helium	230 bar/3335 psi	20 bar/290 psi	770.21327	
TLS/F-He 20	NFE	Helium	230 bar/3335 psi	20 bar/290 psi	770.21374	
TLS/AS-He 20	AS	Helium	23000 KPa/3335 psi	2000/290 psi	770.21376	



20 bar

TORNADO SERIES TRS

Type	Standard	Gas Type	Inlet Pressure	Outlet Pressure	Art. No.	Cat. No.
RTS/U-O 20	CGA	Oxygen	230 bar/3335 psi	20 bar/290 psi	770.21342	
RTS/U-H 20	CGA	Hydrogen	230 bar/3335 psi	20 bar/290 psi	770.21348	
RTS/U-Ar 20	CGA	Argon	230 bar/3335 psi	20 bar/290 psi	770.21354	
RTS/U-C 20	CGA	Carbon	100 bar/1450 psi	20 bar/290 psi	770.21360	
RTS/U-N 20	CGA	Nitrogen	230 bar/3335 psi	20 bar/290 psi	770.21366	
RTS/U-He 20	CGA	Helium	230 bar/3335 psi	20 bar/290 psi	770.21372	



# TORNADO

## CYLINDER PRESSURE REGULATOR

### TORNADO SERIES TL

50 bar



Type	Standard	Gas Type	Inlet Pressure	Outlet Pressure	Art. No.	Cat. No.
TL/E-O 50	DIN	Oxygen	230 bar/3335 psi	50 bar/725 psi	770.21214	
TL/B-O 50	BSP	Oxygen	230 bar/3335 psi	50 bar/725 psi	770.21226	
TL/F-O 50	NFE	Oxygen	230 bar/3335 psi	50 bar/725 psi	770.21379	
TL/AS-O 50	AS	Oxygen	23000 KPa/3335 psi	50000/725 psi	770.21381	
TL/E-H 50	DIN	Hydrogen	230 bar/3335 psi	50 bar/725 psi	770.21238	
TL/B-H 50	BSP	Hydrogen	230 bar/3335 psi	50 bar/725 psi	770.21250	
TL/F-H 50	NFE	Hydrogen	230 bar/3335 psi	50 bar/725 psi	770.21385	
TL/AS-H 50	AS	Hydrogen	23000 KPa/3335 psi	50000/725 psi	770.21387	
TL/E-Ar 50	DIN	Argon	230 bar/3335 psi	50 bar/725 psi	770.21262	
TL/B-Ar 50	BSP	Argon	230 bar/3335 psi	50 bar/725 psi	770.21274	
TL/F-Ar 50	NFE	Argon	230 bar/3335 psi	50 bar/725 psi	770.21391	
TL/AS-Ar 50	AS	Argon	23000 KPa/3335 psi	50000/725 psi	770.21393	
TL/E-N 50	DIN	Nitrogen	230 bar/3335 psi	50 bar/725 psi	770.21294	
TL/B-N 50	BSP	Nitrogen	230 bar/3335 psi	50 bar/725 psi	770.21306	
TL/F-N 50	NFE	Nitrogen	230 bar/3335 psi	50 bar/725 psi	770.21397	
TL/AS-N 50	AS	Nitrogen	23000 KPa/3335 psi	50000/725 psi	770.21399	

### TORNADO SERIES TR

50 bar



Type	Standard	Gas Type	Inlet Pressure	Outlet Pressure	Art. No.	Cat. No.
RT/U-O 50	CGA	Oxygen	230 bar/3335 psi	50 bar/725 psi	770.21377	
RT/U-H 50	CGA	Hydrogen	230 bar/3335 psi	50 bar/725 psi	770.21383	
RT/U-Ar 50	CGA	Argon	230 bar/3335 psi	50 bar/725 psi	770.21389	
RT/U-N 50	CGA	Nitrogen	230 bar/3335 psi	50 bar/725 psi	770.21395	



# TORNADO

## CYLINDER PRESSURE REGULATOR

50 bar

TORNADO SERIES TLS

Type	Standard	Gas Type	Inlet Pressure	Outlet Pressure	Art. No.	Cat. No.
TLS/E-O 50	DIN	Oxygen	230 bar/3335 psi	50 bar/725 psi	770.21215	
TLS/B-O 50	BSP	Oxygen	230 bar/3335 psi	50 bar/725 psi	770.21227	
TLS/F-O 50	NFE	Oxygen	230 bar/3335 psi	50 bar/725 psi	770.21380	
TLS/AS-O 50	AS	Oxygen	23000 KPa/3335 psi	50000/725 psi	770.21382	
TLS/E-H 50	DIN	Hydrogen	230 bar/3335 psi	50 bar/725 psi	770.21239	
TLS/B-H 50	BSP	Hydrogen	230 bar/3335 psi	50 bar/725 psi	770.21251	
TLS/F-H 50	NFE	Hydrogen	230 bar/3335 psi	50 bar/725 psi	770.21386	
TLS/AS-H 50	AS	Hydrogen	23000 KPa/3335 psi	50000/725 psi	770.21388	
TLS/E-Ar 50	DIN	Argon	230 bar/3335 psi	50 bar/725 psi	770.21263	
TLS/B-Ar 50	BSP	Argon	230 bar/3335 psi	50 bar/725 psi	770.21275	
TLS/F-Ar 50	NFE	Argon	230 bar/3335 psi	50 bar/725 psi	770.21392	
TLS/AS-Ar 50	AS	Argon	23000 KPa/3335 psi	50000/725 psi	770.21394	
TLS/E-N 50	DIN	Nitrogen	230 bar/3335 psi	50 bar/725 psi	770.21295	
TLS/B-N 50	BSP	Nitrogen	230 bar/3335 psi	50 bar/725 psi	770.21307	
TLS/F-N 50	NFE	Nitrogen	230 bar/3335 psi	50 bar/725 psi	770.21398	
TLS/AS-N50	AS	Nitrogen	23000 KPa/3335 psi	50000/725 psi	770.21400	



50 bar

TORNADO SERIES TRS

Type	Standard	Gas Type	Inlet Pressure	Outlet Pressure	Art. No.	Cat. No.
RTS/U-O 50	CGA	Oxygen	230 bar/3335 psi	50 bar/725 psi	770.21378	
RTS/U-H 50	CGA	Hydrogen	230 bar/3335 psi	50 bar/725 psi	770.21384	
RTS/U-Ar 50	CGA	Argon	230 bar/3335 psi	50 bar/725 psi	770.21390	
RTS/U-N 50	CGA	Nitrogen	230 bar/3335 psi	50 bar/725 psi	770.21396	



# TORNADO

## CYLINDER PRESSURE REGULATOR

### TORNADO SERIES TL

100 bar



Type	Standard	Gas Type	Inlet Pressure	Outlet Pressure	Art. No.	Cat. No.
TL/E-O 100	DIN	Oxygen	230 bar/3335 psi	100 bar/1450 psi	770.21218	
TL/B-O 100	BSP	Oxygen	230 bar/3335 psi	100 bar/1450 psi	770.21230	
TL/F-O 100	NFE	Oxygen	230 bar/3335 psi	100 bar/1450 psi	770.21409	
TL/AS-O 100	AS	Oxygen	23000 KPa/3335 psi	10000/1450 psi	770.21411	
TL/E-H 100	DIN	Hydrogen	230 bar/3335 psi	100 bar/1450 psi	770.21242	
TL/B-H 100	BSP	Hydrogen	230 bar/3335 psi	100 bar/1450 psi	770.21254	
TL/F-H 100	NFE	Hydrogen	230 bar/3335 psi	100 bar/1450 psi	770.21415	
TL/AS-H 100	AS	Hydrogen	23000 KPa/3335 psi	10000/1450 psi	770.21417	
TL/E-Ar 100	DIN	Argon	230 bar/3335 psi	100 bar/1450 psi	770.21266	
TL/B-Ar 100	BSP	Argon	230 bar/3335 psi	100 bar/1450 psi	770.21278	
TL/F-Ar 100	NFE	Argon	230 bar/3335 psi	100 bar/1450 psi	770.21421	
TL/AS-Ar 100	AS	Argon	23000 KPa/3335 psi	10000/1450 psi	770.21423	
TL/E-N 100	DIN	Nitrogen	230 bar/3335 psi	100 bar/1450 psi	770.21298	
TL/B-N 100	BSP	Nitrogen	230 bar/3335 psi	100 bar/1450 psi	770.21310	
TL/F-N 100	NFE	Nitrogen	230 bar/3335 psi	100 bar/1450 psi	770.21427	
TL/AS-N 100	AS	Nitrogen	23000 KPa/3335 psi	10000/1450 psi	770.21429	

### TORNADO SERIES TR

100 bar



Type	Standard	Gas Type	Inlet Pressure	Outlet Pressure	Art. No.	Cat. No.
RT/U-O 100	CGA	Oxygen	230 bar/3335 psi	100 bar/1450 psi	770.21407	
RT/U-H 100	CGA	Hydrogen	230 bar/3335 psi	100 bar/1450 psi	770.21413	
RT/U-Ar 100	CGA	Argon	230 bar/3335 psi	100 bar/1450 psi	770.21419	
RT/U-N 100	CGA	Nitrogen	230 bar/3335 psi	100 bar/1450 psi	770.21425	

# TORNADO

## CYLINDER PRESSURE REGULATOR

100 bar

TORNADO SERIES TLS

Type	Standard	Gas Type	Inlet Pressure	Outlet Pressure	Art. No.	Cat. No.
TLS/E-O 100	DIN	Oxygen	230 bar/3335 psi	100 bar/1450 psi	770.21219	
TLS/B-O 100	BSP	Oxygen	230 bar/3335 psi	100 bar/1450 psi	770.21231	
TLS/F-O 100	NFE	Oxygen	230 bar/3335 psi	100 bar/1450 psi	770.21410	
TLS/AS-O 100	AS	Oxygen	23000 KPa/3335 psi	10000/1450 psi	770.21412	
TLS/E-H 100	DIN	Hydrogen	230 bar/3335 psi	100 bar/1450 psi	770.21243	
TLS/B-H 100	BSP	Hydrogen	230 bar/3335 psi	100 bar/1450 psi	770.21255	
TLS/F-H 100	NFE	Hydrogen	230 bar/3335 psi	100 bar/1450 psi	770.21416	
TLS/AS-H 100	AS	Hydrogen	23000 KPa/3335 psi	10000/1450 psi	770.21418	
TLS/E-Ar 100	DIN	Argon	230 bar/3335 psi	100 bar/1450 psi	770.21267	
TLS/B-Ar 100	BSP	Argon	230 bar/3335 psi	100 bar/1450 psi	770.21279	
TLS/F-Ar 100	NFE	Argon	230 bar/3335 psi	100 bar/1450 psi	770.21422	
TLS/AS-Ar 100	AS	Argon	23000 KPa/3335 psi	10000/1450 psi	770.21424	
TLS/E-N 100	DIN	Nitrogen	230 bar/3335 psi	100 bar/1450 psi	770.21299	
TLS/B-N 100	BSP	Nitrogen	230 bar/3335 psi	100 bar/1450 psi	770.21311	
TLS/F-N 100	NFE	Nitrogen	230 bar/3335 psi	100 bar/1450 psi	770.21428	
TLS/AS-N 100	AS	Nitrogen	23000 KPa/3335 psi	10000/1450 psi	770.21430	



100 bar

TORNADO SERIES TRS

Type	Standard	Gas Type	Inlet Pressure	Outlet Pressure	Art. No.	Cat. No.
RTS/U-O 100	CGA	Oxygen	230 bar/3335 psi	100 bar/1450 psi	770.21408	
RTS/U-H 100	CGA	Hydrogen	230 bar/3335 psi	100 bar/1450 psi	770.21414	
RTS/U-Ar 100	CGA	Argon	230 bar/3335 psi	100 bar/1450 psi	770.21420	
RTS/U-N 100	CGA	Nitrogen	230 bar/3335 psi	100 bar/1450 psi	770.21426	



# TORNADO

## CYLINDER PRESSURE REGULATOR

### TORNADO 300 SERIES RH

Type	Standard	Gas Type	Inlet Pressure	Working Pressure	Art. No.	Cat. No.
RH/E-O	DIN	Oxygen	200 bar/2900psi	10 bar/145 psi	770.53038	
RH/B-O	BSP	Oxygen	200 bar/2900psi	10 bar/145 ps	770.53030	
RH/U-O	CGA	Oxygen	200 bar/2900psi	10 bar/145 ps	770.53032	
RH/F-O	NFE	Oxygen	200 bar/2900psi	10 bar/145 ps	770.53040	
RH/AS-O	AS	Oxygen	20000 KPa/2900 psi	1000 KPa/145 psi	770.53042	
RH/E-A	DIN	Acetylene	25 bar/360 psi	1,5 bar/22 psi	770.53044	
RH/B-A	BSP	Acetylene	25 bar/360 psi	1,5 bar/22 psi	770.53046	
RH/U-A	CGA	Acetylene	25 bar/360 psi	1,0 bar/14,5 psi	770.53048	
RH/F-A	NFE	Acetylene	25 bar/360 psi	1,5 bar/22 psi	770.53050	
RH/AS-A	AS	Acetylene	2500 KPa/360 psi	150 KPa/22 psi	770.53052	
RH/E-P	DIN	Propane	25 bar/360 psi	2,5 bar/36 psi	770.53054	
RH/B-P	BSP	Propane	25 bar/360 psi	2,5 bar/36 psi	770.53056	
RH/U-P	CGA	Propane	25 bar/360 psi	2,5 bar/36 psi	770.53034	
RH/F-P	NFE	Propane	2500 bar/360 psi	250 KPa/36 psi	770.53058	
RH/AS-P	AS	Propane	25 bar/360 psi	2,5 bar/36 psi	770.53060	
RH/E-Ar	DIN	Argon	200 bar/2900psi	10 bar/145 psi	770.53062	
RH/B-Ar	BSP	Argon	200 bar/2900psi	10 bar/145 ps	770.53064	
RH/U-Ar	CGA	Argon	200 bar/2900psi	10 bar/145 ps	770.53066	
RH/F-Ar	NFE	Argon	200 bar/2900psi	10 bar/145 ps	770.53068	
RH/AS-Ar	AS	Argon	20000 KPa/2900 psi	1000 KPa/145 psi	770.53070	
RH/E-C	DIN	Carbon	100 bar/2900 psi	10 bar/145 psi	770.53072	
RH/B-C	BSP	Carbon	100 bar/2900 psi	10 bar/145 ps	770.53074	
RH/U-C	CGA	Carbon	100 bar/2900 psi	10 bar/145 ps	770.53076	
RH/F-C	NFE	Carbon	100 bar/2900 psi	10 bar/145 ps	770.53078	
RH/AS-C	AS	Carbon	10000 KPa/2900 psi	1000 KPa/145 psi	770.53080	
RH/E-N	DIN	Nitrogen	200 bar/2900psi	10 bar/145 psi	770.53082	
RH/B-N	BSP	Nitrogen	200 bar/2900psi	10 bar/145 ps	770.53084	
RH/U-N	CGA	Nitrogen	200 bar/2900psi	10 bar/145 ps	770.53086	
RH/F-N	NFE	Nitrogen	200 bar/2900psi	10 bar/145 ps	770.53088	
RH/AS-N	AS	Nitrogen	20000 KPa/2900 psi	1000 KPa/145 psi	770.53090	



# TORNADO

## CYLINDER PRESSURE REGULATOR

### TORNADO 300 SERIES RSH



Type	Standard	Gas Type	Inlet Pressure	Working Pressure	Art. No.	Cat. No.
RSH/E-	DIN	Oxygen	200 bar/2900psi	10 bar/145 psi	770.53039	
RSH/B-	BSP	Oxygen	200 bar/2900psi	10 bar/145 ps	770.53031	
RSH/U-	CGA	Oxygen	200 bar/2900psi	10 bar/145 ps	770.53033	
RSH/F-	NFE	Oxygen	200 bar/2900psi	10 bar/145 ps	770.53041	
RSH/AS-	AS	Oxygen	20000 KPa/2900 psi	1000 KPa/145 psi	770.53043	
RSH/E-	DIN	Acetylene	25 bar/360 psi	1,5 bar/22 psi	770.53045	
RSH/B-	BSP	Acetylene	25 bar/360 psi	1,5 bar/22 psi	770.53047	
RSH/U-	CGA	Acetylene	25 bar/360 psi	1,0 bar/14,5 psi	770.53049	
RSH/F-	NFE	Acetylene	25 bar/360 psi	1,5 bar/22 psi	770.53051	
RSH/AS-	AS	Acetylene	2500 KPa/360 psi	150 KPa/22 psi	770.53053	
RSH/E-	DIN	Propane	25 bar/360 psi	2,5 bar/36 psi	770.53055	
RSH/B-	BSP	Propane	25 bar/360 psi	2,5 bar/36 psi	770.53057	
RSH/U-	CGA	Propane	25 bar/360 psi	2,5 bar/36 psi	770.53035	
RSH/F-	NFE	Propane	2500 bar/360 psi	250 KPa/36 psi	770.53059	
RSH/AS-	AS	Propane	25 bar/360 psi	2,5 bar/36 psi	770.53061	
RSH/E-	DIN	Argon	200 bar/2900psi	10 bar/145 psi	770.53063	
RSH/B-	BSP	Argon	200 bar/2900psi	10 bar/145 ps	770.53065	
RSH/U-	CGA	Argon	200 bar/2900psi	10 bar/145 ps	770.53067	
RSH/F-	NFE	Argon	200 bar/2900psi	10 bar/145 ps	770.53069	
RSH/AS-	AS	Argon	20000 KPa/2900 psi	1000 KPa/145 psi	770.53071	
RSH/E-	DIN	Carbon	100 bar/2900 psi	10 bar/145 psi	770.53073	
RSH/B-	BSP	Carbon	100 bar/2900 psi	10 bar/145 ps	770.53075	
RSH/U-	CGA	Carbon	100 bar/2900 psi	10 bar/145 ps	770.53077	
RSH/F-	NFE	Carbon	100 bar/2900 psi	10 bar/145 ps	770.53079	
RSH/AS-	AS	Carbon	10000 KPa/2900 psi	1000 KPa/145 psi	770.53081	
RSH/E-	DIN	Nitrogen	200 bar/2900psi	10 bar/145 psi	770.53083	
RSH/B-	BSP	Nitrogen	200 bar/2900psi	10 bar/145 ps	770.53085	
RSH/U-	CGA	Nitrogen	200 bar/2900psi	10 bar/145 ps	770.53087	
RSH/F-	NFE	Nitrogen	200 bar/2900psi	10 bar/145 ps	770.53089	
RSH/AS-	AS	Nitrogen	20000 KPa/2900 psi	1000 KPa/145 psi	770.53091	

# TORNADO

## CYLINDER PRESSURE REGULATOR

### TORNADO 300 SERIES RN

Type	Standard	Gas Type	Inlet Pressure	Working Pressure	Art. No.	Cat. No.
RN/E-O	DIN	Oxygen	200 bar/2900 psi	20 bar/290 psi	770.53224	
RN/B-O	BSP	Oxygen	200 bar/2900 psi	20 bar/290 psi	770.53226	
RN/U-O	CGA	Oxygen	200 bar/2900 psi	20 bar/290 psi	770.53228	
RN/F-O	NFE	Oxygen	200 bar/2900 psi	20 bar/290 psi	770.53230	
RN/AS-O	AS	Oxygen	20000 KPa/2900 psi	2000 KPa/290psi	770.53232	
RN/E-Ar	DIN	Argon	200 bar/2900 psi	20 bar/290 psi	770.53234	
RN/B-Ar	BSP	Argon	200 bar/2900 psi	20 bar/290 psi	770.53236	
RN/U-Ar	CGA	Argon	200 bar/2900 psi	20 bar/290 psi	770.53238	
RN/F-Ar	NFE	Argon	200 bar/2900 psi	20 bar/290 psi	770.53240	
RN/AS-Ar	AS	Argon	20000 KPa/2900 psi	2000 KPa/290psi	770.53242	
RN/E-C	DIN	Carbon	200 bar/2900 psi	20 bar/290 psi	770.53244	
RN/B-C	BSP	Carbon	200 bar/2900 psi	20 bar/290 psi	770.53246	
RN/U-C	CGA	Carbon	200 bar/2900 psi	20 bar/290 psi	770.53248	
RN/F-C	NFE	Carbon	200 bar/2900 psi	20 bar/290 psi	770.53250	
RN/AS-C	AS	Carbon	20000 KPa/2900 psi	2000 KPa/290psi	770.53252	
RN/E-N	DIN	Nitrogen	200 bar/2900 psi	20 bar/290 psi	770.53254	
RN/B-N	BSP	Nitrogen	200 bar/2900 psi	20 bar/290 psi	770.53256	
RN/U-N	CGA	Nitrogen	200 bar/2900 psi	20 bar/290 psi	770.53258	
RN/F-N	NFE	Nitrogen	200 bar/2900 psi	20 bar/290 psi	770.53260	
RN/AS-N	AS	Nitrogen	20000 KPa/2900 psi	2000 KPa/290psi	770.53262	



# TORNADO

## CYLINDER PRESSURE REGULATOR

### TORNADO 300 SERIES RSN



Type	Standard	Gas Type	Inlet Pressure	Working Pressure	Art. No.	Cat. No.
RSN/E-O	DIN	Oxygen	200 bar/2900 psi	20 bar/290 psi	770.53225	
RSN/B-O	BSP	Oxygen	200 bar/2900 psi	20 bar/290 psi	770.53227	
RSN/U-O	CGA	Oxygen	200 bar/2900 psi	20 bar/290 psi	770.53229	
RSN/F-O	NFE	Oxygen	20000 KPa/2900 psi	2000 KPa/290 psi	770.53231	
RSN/AS-O	AS	Oxygen	200 bar/2900 psi	20 bar/290 psi	770.53233	
RSN/E-Ar	DIN	Argon	200 bar/2900 psi	20 bar/290 psi	770.53235	
RSN/B-Ar	BSP	Argon	200 bar/2900 psi	20 bar/290 psi	770.53237	
RSN/U-Ar	CGA	Argon	20000 KPa/2900 psi	2000 KPa/290 psi	770.53239	
RSN/F-Ar	NFE	Argon	200 bar/2900 psi	20 bar/290 psi	770.53241	
RSN/AS-Ar	AS	Argon	200 bar/2900 psi	20 bar/290 psi	770.53243	
RSN/E-C	DIN	Carbon	200 bar/2900 psi	20 bar/290 psi	770.53245	
RSN/B-C	BSP	Carbon	20000 KPa/2900 psi	2000 KPa/290 psi	770.53247	
RSN/U-C	CGA	Carbon	200 bar/2900 psi	20 bar/290 psi	770.53249	
RSN/F-C	NFE	Carbon	200 bar/2900 psi	20 bar/290 psi	770.53251	
RSN/AS-C	AS	Carbon	200 bar/2900 psi	20 bar/290 psi	770.53253	
RSN/E-N	DIN	Nitrogen	20000 KPa/2900 psi	2000 KPa/290 psi	770.53255	
RSN/B-N	BSP	Nitrogen	200 bar/2900 psi	20 bar/290 psi	770.53257	
RSN/U-N	CGA	Nitrogen	200 bar/2900 psi	20 bar/290 psi	770.53259	
RSN/F-N	NFE	Nitrogen	200 bar/2900 psi	20 bar/290 psi	770.53261	
RSN/AS-N	AS	Nitrogen	20000 KPa/2900 psi	2000 KPa/290 psi	770.53263	

# TORNADO

## CYLINDER PRESSURE REGULATOR

### TORNADO 300 SERIES RT

Type	Standard	Gas Type	Inlet Pressure	Working Pressure	Art. No.	Cat. No.
RT/E-O	DIN	Oxygen	200 bar/2900 psi	20 bar/290 psi	770.53092	
RT/B-O	BSP	Oxygen	200 bar/2900 psi	20 bar/290 psi	770.53036	
RT/U-O	CGA	Oxygen	200 bar/2900 psi	20 bar/290 psi	770.53094	
RT/F-O	NFE	Oxygen	200 bar/2900 psi	20 bar/290 psi	770.53096	
RT/AS-O	AS	Oxygen	20000 KPa/2900 psi	2000 KPa/290psi	770.53098	
RT/E-Ar	DIN	Argon	200 bar/2900 psi	20 bar/290 psi	770.53100	
RT/B-Ar	BSP	Argon	200 bar/2900 psi	20 bar/290 psi	770.53102	
RT/U-Ar	CGA	Argon	200 bar/2900 psi	20 bar/290 psi	770.53104	
RT/F-Ar	NFE	Argon	200 bar/2900 psi	20 bar/290 psi	770.53200	
RT/AS-Ar	AS	Argon	20000 KPa/2900 psi	2000 KPa/290psi	770.53202	
RT/E-C	DIN	Carbon	200 bar/2900 psi	20 bar/290 psi	770.53204	
RT/B-C	BSP	Carbon	200 bar/2900 psi	20 bar/290 psi	770.53206	
RT/U-C	CGA	Carbon	200 bar/2900 psi	20 bar/290 psi	770.53208	
RT/F-C	NFE	Carbon	200 bar/2900 psi	20 bar/290 psi	770.53210	
RT/AS-C	AS	Carbon	20000 KPa/2900 psi	2000 KPa/290psi	770.53212	
RT/E-N	DIN	Nitrogen	200 bar/2900 psi	20 bar/290 psi	770.53214	
RT/B-N	BSP	Nitrogen	200 bar/2900 psi	20 bar/290 psi	770.53216	
RT/U-N	CGA	Nitrogen	200 bar/2900 psi	20 bar/290 psi	770.53218	
RT/F-N	NFE	Nitrogen	200 bar/2900 psi	20 bar/290 psi	770.53220	
RT/AS-N	AS	Nitrogen	20000 KPa/2900 psi	2000 KPa/290psi	770.53222	





# TORNADO

## CYLINDER PRESSURE REGULATOR

### TORNADO 300 SERIES RST



Type	Standard	Gas Type	Inlet Pressure	Working Pressure	Art. No.	Cat. No.
RST/E-O	DIN	Oxygen	200 bar/2900 psi	20 bar/290 psi	770.53093	
RST/B-O	BSP	Oxygen	200 bar/2900 psi	20 bar/290 psi	770.53037	
RST/U-O	CGA	Oxygen	200 bar/2900 psi	20 bar/290 psi	770.53095	
RST/F-O	NFE	Oxygen	20000 KPa/2900 psi	2000 KPa/290 psi	770.53097	
RST/AS-O	AS	Oxygen	200 bar/2900 psi	20 bar/290 psi	770.53099	
RST/E-Ar	DIN	Argon	200 bar/2900 psi	20 bar/290 psi	770.53101	
RST/B-Ar	BSP	Argon	200 bar/2900 psi	20 bar/290 psi	770.53103	
RST/U-Ar	CGA	Argon	20000 KPa/2900 psi	2000 KPa/290 psi	770.53105	
RST/F-Ar	NFE	Argon	200 bar/2900 psi	20 bar/290 psi	770.53201	
RST/AS-Ar	AS	Argon	200 bar/2900 psi	20 bar/290 psi	770.53203	
RST/E-C	DIN	Carbon	200 bar/2900 psi	20 bar/290 psi	770.53205	
RST/B-C	BSP	Carbon	20000 KPa/2900 psi	2000 KPa/290 psi	770.53207	
RST/U-C	CGA	Carbon	200 bar/2900 psi	20 bar/290 psi	770.53209	
RST/F-C	NFE	Carbon	200 bar/2900 psi	20 bar/290 psi	770.53211	
RST/AS-C	AS	Carbon	200 bar/2900 psi	20 bar/290 psi	770.53213	
RST/E-N	DIN	Nitrogen	20000 KPa/2900 psi	2000 KPa/290 psi	770.53215	
RST/B-N	BSP	Nitrogen	200 bar/2900 psi	20 bar/290 psi	770.53217	
RST/U-N	CGA	Nitrogen	200 bar/2900 psi	20 bar/290 psi	770.53219	
RST/F-N	NFE	Nitrogen	200 bar/2900 psi	20 bar/290 psi	770.53221	
RST/AS-N	AS	Nitrogen	20000 KPa/2900 psi	2000 KPa/290 psi	770.53223	

# TORNADO

## CYLINDER PRESSURE REGULATOR

### TORNADO 300 SERIES HS

Type	Standard	Gas Type	Inlet Pressure	Working Pressure	Art. No.	Cat. No.
HS/I-O	Intern.	Oxygen	200 bar/2900 psi	10 bar/145 psi	770.53264	
HS/ASO-	AS	Oxygen	20000 KPa/	10000 KPa	770.53265	
HS/I-A	Intern.	Acetylene	25 bar/360 psi	1,5 bar/22 psi	770.21157	
HS/AS-A	AS	Acetylene	2500 KPa	150 KPa	770.21158	
HS/I-P	Intern.	Propane	25 bar/360 psi	2,5 bar/36 psi	770.21163	
HS/AS-P	AS	Propane	2500 KPa	250 KPa	770.21164	
HS/I-H	Intern.	Hydrogen	200 bar/2900 psi	10 bar/145 psi	770.21169	
HS/AS-H	AS	Hydrogen	20000 KPa/	1000 KPa	770.21170	
HS/I-Ar	Intern.	Argon	200 bar/2900 psi	10 bar/145 psi	770.21175	
HS/AS-Ar	AS	Argon	20000 KPa/	10000 KPa	770.21176	
HS/I-C	Intern.	Carbon	25 bar/360 psi	1,5 bar/22 psi	770.21181	
HS/AS-C	AS	Carbon	2500 KPa	150 KPa	770.21182	
HS/I-N	Intern.	Nitrogen	25 bar/360 psi	2,5 bar/36 psi	770.21187	
HS/AS-N	AS	Nitrogen	2500 KPa	250 KPa	770.21188	
HS/I-He	Intern.	Helium	200 bar/2900 psi	10 bar/145 psi	770.21193	
HS/AS-He	AS	Helium	20000 KPa/	1000 KPa	770.21194	



### TORNADO 300 SERIES TS

Type	Standard	Gas Type	Inlet Pressure	Working Pressure	Art. No.	Cat. No.
TS/I-O	Intern.	Oxygen	200 bar/2900 psi	20 bar/145 psi	770.53266	
TS/ASO-	AS	Oxygen	20000 KPa/	2000 KPa	770.53267	
TS/I-A	Intern.	Acetylene	25 bar/360 psi	1,5 bar/22 psi	770.21159	
TS/AS-A	AS	Acetylene	2500 KPa	150 KPa	770.21160	
TS/I-P	Intern.	Propane	25 bar/360 psi	2,5 bar/36 psi	770.21165	
TS/AS-P	AS	Propane	2500 KPa	250 KPa	770.21166	
TS/I-H	Intern.	Hydrogen	200 bar/2900 psi	20 bar/145 psi	770.21171	
TS/AS-H	AS	Hydrogen	20000 KPa/	2000 KPa	770.21172	
TS/I-Ar	Intern.	Argon	200 bar/2900 psi	20 bar/145 psi	770.21177	
TS/AS-Ar	AS	Argon	20000 KPa/	2000 KPa	770.21178	
TS/I-C	Intern.	Carbon	25 bar/360 psi	1,5 bar/22 psi	770.21183	
TS/AS-C	AS	Carbon	2500 KPa	150 KPa	770.21184	
TS/I-N	Intern.	Nitrogen	25 bar/360 psi	2,5 bar/36 psi	770.21189	
TS/AS-N	AS	Nitrogen	2500 KPa	250 KPa	770.21190	
TS/I-He	Intern.	Helium	200 bar/2900 psi	20 bar/145 psi	770.21195	
TS/AS-He	AS	Helium	20000 KPa/	2000 KPa	770.21196	



# TORNADO

## CYLINDER PRESSURE REGULATOR

### TORNADO 300 SERIES NS



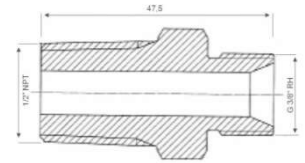
Type	Standard	Gas Type	Inlet Pressure	Working Pressure	Art. No.	Cat. No.
NS/I-O	Intern.	Oxygen	200 bar/2900 psi	20 bar/145 psi	770.53268	
NS/AS-O	AS	Oxygen	20000 KPa/	2000 KPa	770.53269	
NS/I-A	Intern.	Acetylene	25 bar/360 psi	1,5 bar/22 psi	770.21161	
NS/AS-A	AS	Acetylene	2500 KPa	150 KPa	770.21162	
NS/I-P	Intern.	Propane	25 bar/360 psi	2,5 bar/36 psi	770.21167	
NS/AS-P	AS	Propane	2500 KPa	250 KPa	770.21168	
NS/I-H	Intern.	Hydrogen	200 bar/2900 psi	20 bar/145 psi	770.21173	
NS/AS-H	AS	Hydrogen	20000 KPa/	2000 KPa	770.21174	
NS/I-Ar	Intern.	Argon	200 bar/2900 psi	20 bar/145 psi	770.21179	
NS/AS-Ar	AS	Argon	20000 KPa/	2000 KPa	770.21180	
NS/I-C	Intern.	Carbon	25 bar/360 psi	1,5 bar/22 psi	770.21185	
NS/AS-C	AS	Carbon	2500 KPa	150 KPa	770.21186	
NS/I-N	Intern.	Nitrogen	25 bar/360 psi	2,5 bar/36 psi	770.21191	
NS/AS-N	AS	Nitrogen	2500 KPa	250 KPa	770.21192	
NS/I-He	Intern.	Helium	200 bar/2900 psi	20 bar/145 psi	770.21197	
NS/AS-He	AS	Helium	20000 KPa/	2000 KPa	770.21198	

# TORNADO

## CYLINDER PRESSURE REGULATOR

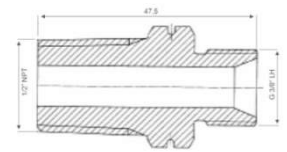
### CONNECTORS PN 40

Connection on Regulator	Hose connection	Art. No.	Cat. No.
1/2" NPT RH	G 3/8" RH	716.07157	



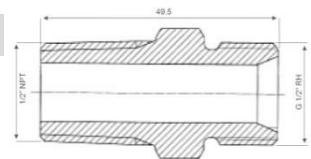
### CONNECTORS PN 40

Connection on Regulator	Hose connection	Art. No.	Cat. No.
1/2" NPT RH	G 3/8" LH	716.07158	



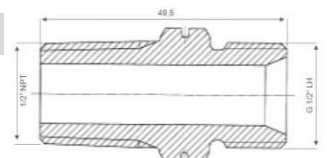
### CONNECTORS PN 40

Connection on Regulator	Hose connection	Art. No.	Cat. No.
1/2" NPT RH	G 1/2" RH	716.07159	



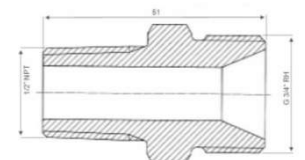
### CONNECTORS PN 40

Connection on Regulator	Hose connection	Art. No.	Cat. No.
1/2" NPT RH	G 1/2" LH	716.07160	



### CONNECTORS PN 40

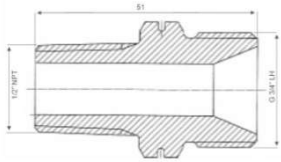
Connection on Regulator	Hose connection	Art. No.	Cat. No.
1/2" NPT RH	G 3/4" RH	716.07161	



# TORNADO

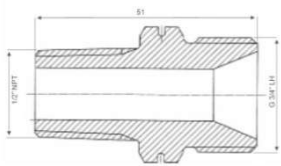
## CYLINDER PRESSURE REGULATOR

### CONNECTORS PN 40



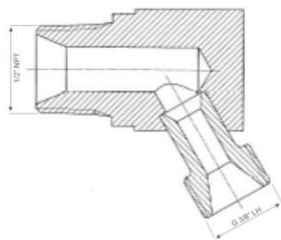
<i>Connection on Regulator</i>	<i>Hose connection</i>	<i>Art. No.</i>	<i>Cat. No.</i>
1/2" NPT RH	G 3/4" LH	716.07162	

### CONNECTORS PN 40



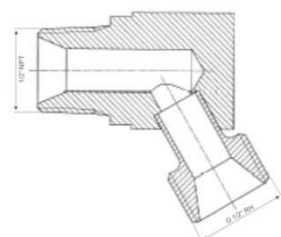
<i>Connection on Regulator</i>	<i>Hose connection</i>	<i>Art. No.</i>	<i>Cat. No.</i>
1/2" NPT RH	G 3/8" RH	716.07163	

### CONNECTORS PN 40



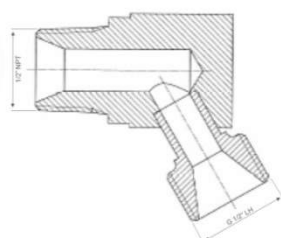
<i>Connection on Regulator</i>	<i>Hose connection</i>	<i>Art. No.</i>	<i>Cat. No.</i>
1/2" NPT RH	G 3/8" LH	716.07164	

### CONNECTORS PN 40



<i>Connection on Regulator</i>	<i>Hose connection</i>	<i>Art. No.</i>	<i>Cat. No.</i>
1/2" NPT RH	G 1/2" RH	716.07165	

### CONNECTORS PN 40



<i>Connection on Regulator</i>	<i>Hose connection</i>	<i>Art. No.</i>	<i>Cat. No.</i>
1/2" NPT RH	G 1/2" LH	716.07166	