












BAR CODE ITEM PART NO	PRODUCT PHOTO	DESCRIPTION & SPECIFICATION	BAR CODE ITEM PART NO
--------------------------	------------------	--------------------------------	--------------------------








TAIWAN STRAIGHT TYPE CHECK VALVE (BRASS TYPE) MAXIMUM PRESSURE: 14 BAR

BRASS STRAIGHT TYPE CHECK VALVE-1/ 2" (CV5)  1402020910006		1/2 INCH X 1/2 INCH	AIRGENS TAIWAN 1/2" STRAIGHT / GU N TYPE TEFLON & SPRING (D)  1402070010002
BRASS STRAIGHT TYPE CHECK VALVE-3/ 4" (CV05)  1402020910005		3/4 INCH X 3/4 INCH	AIRGENS TAIWAN 3/4" STRAIGHT TYPE TEFLON & SPRING (G)  1402070010005
TEFLON & SPRING	AIRGENS TAIWAN 1-1/4" STRAIGHT TYP E TEFLON & SPRING (F)  1402070010008	1-1/4 INCH X 1-1/4 INCH	AIRGENS TAIWAN 3/4" X 3/4" STRAIGH T TYPE TEFLON & SPRING (P)  1402070010014








TAIWAN STRAIGHT TYPE CHECK VALVE MAXIMUM PRESSURE: 16 BAR

BRASS STRAIGHT TYPE CHECK VALVE-1"  1402020580003		1 INCH X 1 INCH	AIRGENS TAIWAN 1" STRAIGHT TYP EFLON & SPRING (H)  1402070010006
			

TAIWAN GUN TYPE CHECK VALVE (BRASS TYPE) MAXIMUM PRESSURE: 14 BAR








BRASS GUN TYPE CHECK VALVE-1/2" (S MOOTH)  1402030910001		1/2 INCH X 1/2 INCH	AIRGENS TAIWAN 1/2" GUN TYPE TEFL ON & SPRING (Z)  1402070010003
BRASS GUN TYPE CHECK VALVE-3/4"  1402030910002		3/4 INCH X 3/4 INCH	AIRGENS TAIWAN 3/4" GUN TYPE TEFL ON & SPRING (E)  1402070010004
BRASS GUN TYPE CHECK VALVE-1"  1402030910003		3/4 INCH X 3/4 INCH	AIRGENS TAIWAN 1" GUN TYPE TEFLON & SPRING (I)  1402070010007

SWAN ORIGINAL CHECK VALVE (GUN TYPE) MAXIMUM PRESSURE: 16 BAR

TEFLON & SPRING	AIRGENS TAIWAN 1/2" GUN TYPE TEFL ON & SPRING (Z)  1402070010003	1/2 INCH X 1/2 INCH	SWAN HVP203 (J) TEFLON (3/4")  1402070010022
SWAN SVP205 / SWP307 / SWP310 / S WU415 CHECK VALVE 1"  1302050990017		1 INCH X 1 INCH	SWAN SVP205 - SW415 TEFLON & SPRI NG (GREEN) (N)  1402070010019
SWAN SVP205 / SWP307 / SWP310 / S WU415 CHECK VALVE 1"  1302051600017		SWAN SVP205 - SW415 TEFLON & SPRI NG (N)  1402070010020	

BAR CODE ITEM PART NO	PRODUCT PHOTO	DESCRIPTION & SPECIFICATION	BAR CODE ITEM PART NO
--------------------------	------------------	--------------------------------	--------------------------










ELGI (INDIA) HEAVY DUTY CHECK VALVE (ALUMINIUM TYPE)

ELGI NRV ASSY 3/4" BSP HP03/HP05 (0 04 1136 0) (A02 0011)  1302040650066		3/4 INCH X 3/4 INCH MAX PRESSURE: 16 BAR	ELGI KIT FOR NRV 3/4" TEFLON, SPRING & O-RING (00 24 0082 9)  1302040650067
ELGI NRV ASSY 1-1/4" X 1-1/2" BSP FOR TS15  1302040650068		1 INCH X 1-1/2 INCH MAX PRESSURE: 16 BAR	ELGI KIT FOR NRV 1" X 1-1/2" TEFLON, SPRING & O-RING  1302040650069
ELGI NRV ASSY 1-1/2" BSP HP07/HP10/HP20 (00 03 1471 0) (A02 0012)  1302040650070		1-1/2 INCH X 1-1/2 INCH MAX PRESSURE: 40 BAR	ELGI KIT FOR NRV 1-1/2" TEFLON, SPRING & O-RING (00 24 0083 9)  1302040650071

IR TYPE TANK MOUNTED CHECK VALVE (ALUMINIUM / BRASS TYPE) MAXIMUM PRESSURE: 16 BAR

IR STRAIGHT TYPE CHECK VALVE 3/8" X 3/4"  1302010651004		3/8 INCH X 3/4 INCH	AIRGENS IR 1/2" STRAIGHT TYPE TEFLON & SPRING (C)  1402070010009
IR STRAIGHT TYPE CHECK VALVE 1/2" X 3/4" (37047773)  1302010651005		1/2 INCH X 3/4 INCH	AIRGENS HD3/4" X 1" STRAIGHT TYPE  1402070010023
IR STRAIGHT TYPE CHECK VALVE 3/4" X 1" (21980016)  1302010651006		3/4 INCH X 1 INCH	AIRGENS IR 3/4" STRAIGHT TYPE TEFLON & SPRING (B)  1402070010010
IR STRAIGHT TYPE CHECK VALVE 1" X 1-1/4"  1302010651008		1 INCH X 1-1/4 INCH	AIRGENS IR 1-1/4" STRAIGHT TYPE TEFLON & SPRING (A)  1402070010011

INDIA HIGH PRESSURE NON RETURN VALVE MAXIMUM PRESSURE: 700 BAR (10,150 PSI)

NON RETURN VALVE 1/2" (700 BAR)  1402090650001		1/2 INCH X 1/2 INCH		
NON RETURN VALVE 3/4" (700 BAR)  1402090650002		3/4 INCH X 3/4 INCH		
NON RETURN VALVE 1" (700 BAR)  1402090650003		1 INCH X 1 INCH		
NON RETURN VALVE 1-1/2" (700 BAR)  1402090650004		1-1/2 INCH X 1-1/2 INCH		
NON RETURN VALVE 2" (700 BAR)  1402090650005		2 INCH X 2 INCH		

BAR CODE ITEM PART NO	PRODUCT PHOTO	DESCRIPTION & SPECIFICATION
--------------------------	------------------	--------------------------------

BAR CODE ITEM PART NO

HEAVY DUTY NON RETURN VALVE

NON RETURN VALVE 1/2" 3000 PSI (HE NGDA) 1402061251001		1/2 INCH X 1/2 INCH <b style="color: blue;">MAX PRESSURE: 100 BAR
AIRGENS T-32 SERIES CHECK VALVE 1302021253008		1-1/4 INCH X 1-1/4 INCH <b style="color: blue;">MAX PRESSURE: 100 BAR



GUN TYPE CHECK VALVE (CAST IRON TYPE) MAXIMUM PRESSURE: 16 BAR

CAST IRON STRAIGHT TYPE CHECK VAL VE-1/2" 1402050910001		1/2 INCH X 1/2 INCH
CAST IRON STRAIGHT TYPE CHECK VAL VE-3/4" 1402050910002		3/4 INCH X 3/4 INCH
CAST IRON STRAIGHT TYPE CHECK VAL VE-1" 1402050910003		1 INCH X 1 INCH

CAST IRON NON-RETURN VALVE 1/2" X 1/2" TEFLON & SPRING (CV01) 1402070913004
AIRGENS CAST IRON 3/4" X 3/4" GUN TYPE TEFLON & SPRING (CV03-01) 1402070010012
AIRGENS CAST IRON 1" X 1" GUN TYPE TEFLON & SPRING (CV04-01) 1402070010013

EXTERNAL TYPE NON RETURN VALVE (CAST IRON TYPE) MAXIMUM PRESSURE: 16 BAR

CAST IRON NON-RETURN VALVE 1" X 1" (BC100TC) 1402050910009		1 INCH X 1 INCH
CAST IRON NON-RETURN VALVE 1-1/4" X 1 1/2" (BC250TC) 1402050910010		1-1/4 INCH X 1-1/2 INCH

CAST IRON NON-RETURN VALVE 1" X 1" TEFLON & SPRING () 1402070913002
CAST IRON NON-RETURN VALVE 1-1/4" X 1 1/2" TEFLON & SPRING () 1402070913003

HIGH PRESSURE TYPE CHECK VALVE (CAST IRON TYPE) MAXIMUM PRESSURE: 30 BAR

CAST IRON STRAIGHT TYPE CHECK VAL VE 1" X 1" (30 BAR) 1402050910013		1 INCH X 1 INCH
--	--	-----------------



DUAL-INLET TYPE CHECK VALVE (CAST IRON TYPE) MAXIMUM PRESSURE: 16 BAR

CAST IRON 2 INLET CHECK VALVE (2) 3/4" X 1-1/2" 1402050910011		(2) 3/4 INCH X 1-1/2 INCH
--	--	---------------------------

AIRGENS TAIWAN 1" X 3/4" X 2 STRAIGHT TYPE TEFLON & SPRING (R) 1402070010015

3-INLET TYPE CHECK VALVE (CAST IRON TYPE) MAXIMUM PRESSURE: 16 BAR

CAST IRON 3 INLET CHECK VALVE (3) 3/4" X 1-1/2" 1402050910012		(3) 3/4 INCH X 1-1/2 INCH
--	--	---------------------------

AIRGENS TAIWAN 1" X 3/4" X 3 STRAIGHT TYPE TEFLON & SPRING (R) 1402070010017
