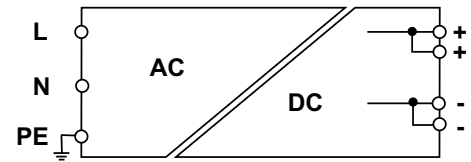
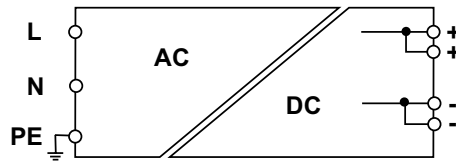






- Single phase input
- Short circuit, overload, input and output overvoltage protections
- Over temperature protection
- Suitable for standard applications

NOTE

Please refer to the datasheet for more details
Above overcurrent limit, the protection starts cycling in ON/OFF mode(hiccup autoreset), the maximum current supplied depends by the line resistance



CODE	XCSL85C	XCSL120C
TYPE	CSL85C	CSL120C
INPUT TECHNICAL DATA		
Input rated voltage	120–230 Vac	120–230 Vac
Input voltage AC	90...264 Vac	90...264 Vac
Input voltage DC	—	—
Frequency	47...63 Hz	47...63 Hz
Current consumption	1.6A (120 Vac) / 0.9 A (230 Vac)	1.9 A (120 Vac) / 1.1 A (230 Vac)
Inrush peak current	20 A	20 A
Power factor	> 0.65	> 0.65
Internal protection fuse	T 2 A	T 3.15 A
External protection on AC line	MCB: C-4 A / Fuse: T-4 A	MCB: C-4 A / Fuse: T-4 A
OUTPUT TECHNICAL DATA		
Output rated voltage	24 Vdc ±1%	24 Vdc ±1%
Output adjustable range	23...27.5 Vdc	23...27.5 Vdc
Continuous current	3.5 A at 45°C	5 A
Overload limiting	>5.5 A per >30 s	8 A for > 30 s
Short circuit peak current	9 A for 50 ms	13 A for 50 ms
Ripple @ nominal ratings	40 mVpp	30 mVpp
Hold up time	20 ms (120 Vac) / 70 ms (230 Vac)	17 ms (120 Vac) / 72 ms (230 Vac)
Status indication	LED "DC OK"	LED "DC OK"
Alarm contact	—	—
Parallel connection	possible	possible
Redundant parallel connection	possible with external ORing diode	possible with external ORing diode
GENERAL TECHNICAL DATA		
Efficiency	86% (120 Vac) / 90% (230 Vac)	86% (120 Vac) / 90% (230 Vac)
Dissipated power	14 W (120 Vac) / 10 W (230 Vac)	19 W (120 Vac) / 13 W (230 Vac)
Operating temperature range	-20...+60°C (derating -1.45 W >45°C)	-20...+60°C (derating -1.9 W >45°C)
Input / output isolation	3 kVac / 60 s (SELV output)	3 kVac / 60 s (SELV output)
Input / ground isolation	1.5 kVac / 60 s	1.5 kVac / 60 s
Output / ground isolation	0.5 kVac / 60 s	0.5 kVac / 60 s
Standard / approvals	EN 60950-1	EN 60950-1
EMC Standards	EN 61000-6-1, EN 61000-6-2, EN 61000-6-3, EN 61000-6-4	EN 61000-6-2, EN 61000-6-4
Overvoltage category / Pollution degree	II / 2	II / 2
Protection degree	IP 20	IP 20
Connection terminal IN/OUT	2.5 mm ² / 2.5 mm ²	2.5 mm ² / 2.5 mm ²
Housing material	aluminium	aluminium
Dimension	40x130x115 mm	40x130x115 mm
Approximate weight	400 g	400 g
Mounting information	vertical on a rail, 10 mm from adjacent components	vertical on a rail, 10 mm from adjacent components
APPROVALS	 	 
ACCESSORIES		
Mounting rail (IEC60715/TH35-7.5)	PR/3/AC, PR/3/AC/ZB, PR/3/AS, PR/3/AS/ZB	PR/3/AC, PR/3/AC/ZB, PR/3/AS, PR/3/AS/ZB
Mounting rail (IEC60715/TH35-15)	PR/3/PP, PR/3/PP/ZB, PR/3/PA, PR/3/PA/ZB	PR/3/PP, PR/3/PP/ZB, PR/3/PA, PR/3/PA/ZB
Marking tag	—	—