



LA FORMICA SEMI-AUTO ESPRESSO MACHINE





- 220-240V/50Hz/3200W;
- Commercial rotary vane pump with 9bar pressure
- Inner pipe to connect tap water to fill water & Drain pipe to drain water directly
- Dual boilers: one is 550ml s.s. boiler with s.s. heating tube to make temperature more stable for coffee; another is 5.25L s.s. boiler for steam and hot water;
- Professional s.s. portafilter holder and filter with 58mm diameter;
- Pre-infusion system to ensure perfect extraction and crema;
- S.S. steam and water pipe for cappuccino and hot water;
- Top cup-warming plate & adjustable non-slip foot;



Premium Housing

Stainless steel housing & plastic cover. Housing design create modern & premium looks



LED Illuminator

LED display makes easy control for users to adjust temperature & time when making coffee



Website

[click here](#)




Connect with us

on Facebook.

Click below

[HORECA HUB INDUSTRI JAYA](#)

[HORECA HUB TAMAN SENTOSA](#)




Connect with us

on Instagram.

Click below

[HORECA HUB INDUSTRI JAYA](#)

[HORECA HUB TAMAN SENTOSA](#)




Connect with us

on Tiktok.

Click below

[HORECA HUB INDUSTRI JAYA](#)

[HORECA HUB TAMAN SENTOSA](#)



Owned by

