



COMMERCIAL ELECTRIC OVEN 2/3 DECK

RESTAURANTS - HOTELS - CAFE



DESCRIPTION

MODEL	VOLTAGE	POWER	CAPACITY	DIMENSION
2 DECK	380 V	14 Kw	4 TRAY SIZE 400X600 MM (2 TRAY PER DECK)	L1220 X W840 X H1250
3 DECK	380 V	21 Kw	6 TRAY SIZE 400X600 MM (2 TRAY PER DECK)	L1220 X W840 X H1550

DIMENSION


2 DECK



3 DECK



DIAGRAM



APPEARANCE

Luxury and beauty appearance, apply to freshly baked stores, shopping malls, supermarkets etc



DURABLE MATERIAL



Double-layer tempered glass, the line of sight, bread is easier to bake, Thickening material, utilization rate is higher, longer life, high temperature is not heat up the outside surface.

ELECTRONIC CONTROL

The electronic automatic temperature controller, high precision, small error, precise temperature control.



WIDE RANGE
OF
APPLICATION

BAKERY



CAFE

RESTAURANT



VARIETY OF
MENU



Website

[click here](#)




Connect with us
on Instagram.

Click below

[HORECA HUB INDUSTRI JAYA](#)

[HORECA HUB TAMAN SENTOSA](#)




Connect with us

on Tiktok.

Click below

[HORECA HUB INDUSTRI JAYA](#)

[HORECA HUB TAMAN SENTOSA](#)



Owned by

