


PLUTO LED

CL 100 / CL 101 Downlight Series



Features & Benefits

Recessed mounted LED Downlight in white finish with anti-glare diffuser and separate energy efficient electronic driver.

Application

Ideal for restaurants, general shops, small offices, reception area & etc.

Luminaire Product Description

Mounting	Recessed
Housing Material	Polycarbonate
Power Supply	220-240V 50/60Hz
Operating Temperature	45°C
Power Factor	0.9
Total Harmonic Distortion	>20%
Ingress Protection	IP20
Insulation Classification	Class II
Life Cycle	25,000hrs

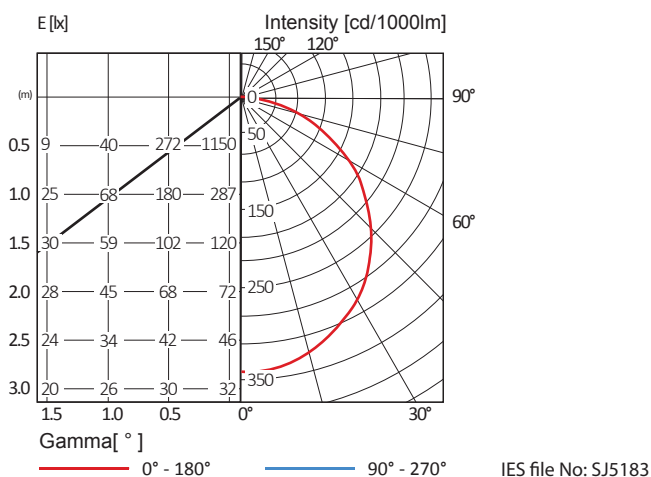
Optics

Diffuser Material	Acrylic
Diffuser Pattern	Frosted

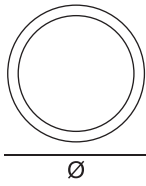
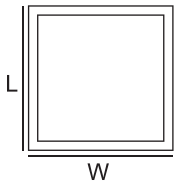
Control

*Dimming Option	Fixed Output
-----------------	--------------

Photometric



Dimension



CL 100.4 RD - 138 ± 2mm
 CL 100.6 RD - 160 ± 2mm
 CL 100.8 RD - 215 ± 2mm



CL 100.4 SQ - 138x138 ± 2mm
 CL 100.6 SQ - 160x160 ± 2mm
 CL 100.8 SQ - 215x212 ± 2mm

Order Information

Model No.	Dimension (Ø xH) (LxWxH) (mm)	Driver Model	CRI & CCT	Nominal Power (W)	Nominal System Lumen Output (lm)	Nominal System Efficacy (lm/W)
CL 100.4 RD	150x25	SJ Lite Eco	830/840/865	10	700	70
CL 100.6 RD	175x25			16	1200	75
CL 100.8 RD	225x25			24	1800	75
CL 101.4 SQ	150x150x25			10	700	70
CL 101.6 SQ	175x175x25			16	1200	75
CL 101.8 SQ	225x225x25			24	1800	75

Note : Subject to +/- 1.5mm

Other various types are available upon request.