




Your partner in lighting technology


SONIC LED

SD T8 Daikon Diffused Batten Series



Features & Benefits

Daikon diffused batten provides visual comfort by reducing direct glare from the light source. Features with plastic snap-on endcap design for simple installation. Various type of diffuser for good upward light distribution and greater aesthetic appeal.



Application

Suitable for indoor application, corridor, staircase, walkway, lift lobby and retails shop.

Control

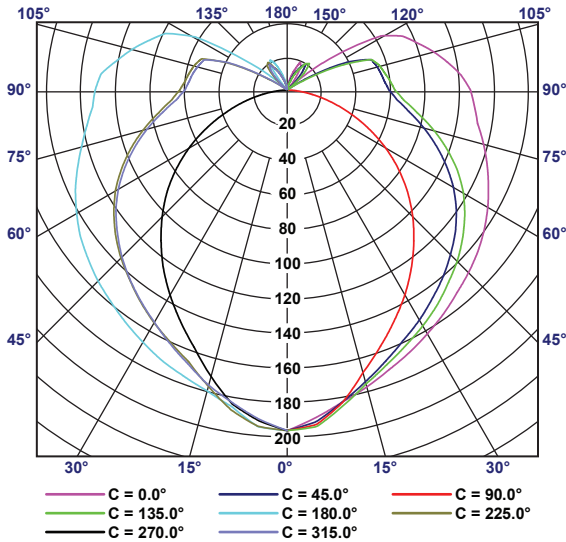
*Dimming Option

Fixed Output

Luminaire Product Description

Mounting	Surface
Housing Material	Cold Rolled Steel
Coating	Epoxy Polyester Powder
Diffuser	Wide Choice of diffuser type for selection
Light Source	T8 LED lamp
Input Voltage	240V~, 50Hz
Operating Temperature	45°C
Power Factor	>0.9
Ingress Protection	IP20
Insulation Classification	Class I

Photometric




Luminous intensity values are shown radially from centre.
 Elevation angle values are shown around the outside of the graph.
 Report No : J20202120496

TM5 Utilization Factors

Utilization factors			SHR Nominal = 1.50:1 SHR Maximum = 1.54:1									
Room reflection			Room index (K)									
C	W	F	0.75	1	1.25	1.5	2	2.5	3	4	5	
0.7	0.5	0.2	0.48	0.56	0.63	0.68	0.75	0.80	0.84	0.88	0.92	
	0.3		0.40	0.47	0.55	0.60	0.68	0.73	0.77	0.83	0.87	
	0.1		0.34	0.41	0.48	0.54	0.62	0.68	0.72	0.79	0.83	
0.5	0.5	0.2	0.45	0.51	0.58	0.62	0.69	0.73	0.76	0.81	0.84	
	0.3		0.38	0.44	0.51	0.56	0.63	0.68	0.71	0.77	0.80	
	0.1		0.33	0.39	0.46	0.50	0.58	0.63	0.67	0.73	0.77	
0.3	0.5	0.2	0.41	0.47	0.53	0.57	0.63	0.67	0.70	0.74	0.76	
	0.3		0.35	0.41	0.47	0.52	0.58	0.62	0.66	0.70	0.73	
	0.1		0.31	0.37	0.43	0.47	0.54	0.59	0.62	0.67	0.71	
0.0	0.0	0.0	0.27	0.32	0.37	0.41	0.47	0.51	0.54	0.59	0.62	
			Floor :	0.27	0.32	0.37	0.41	0.47	0.51	0.54	0.59	0.62
			Wall :	0.53	0.48	0.42	0.38	0.33	0.29	0.26	0.21	0.18
Distribution Factors			Ceiling :	0.20	0.20	0.20	0.20	0.20	0.20	0.20	0.20	0.20
BZ Numbers :			6	6	6	6	6	6	6	6	6	

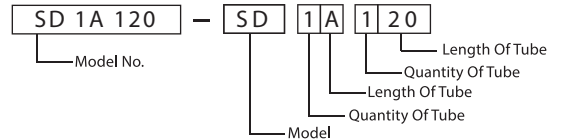
Dimension



Order Reference

Model	Quantity Of Tube	Length Of Tube
SD	1	A (2ft)
	2	C (4ft)

Example :



Order Information

Model No.	No. Of Lamp	L(mm)	L1(mm)	W(mm)	W1(mm)	H(mm)	H1 (mm)
SD 1A 120	1	620	630	58	66	41	92
SD 2A 220	2	625	635		120		102
SD 1C 140	1	1228	1238		66		92
SD 2C 240	2	1234	1244		120		102

Note : Subject to +/- 1.5mm

*Other various types are available upon request.