



Your partner in lighting technology

SONIC LED

SCR T8 Weatherproof Series



Features & Benefits

IP 65 weatherproof light fitting is a durable, robust polycarbonate base and diffuser. Gear tray retaining strap for easy installation and maintenance. Knockout and IP gland supplied for connections and through wiring. Use only the fixing brackets supplied, screws should not be used directly through the base.



Application

Ideal for car parks, loading bays, corridors, warehouses, workshops and laboratories.

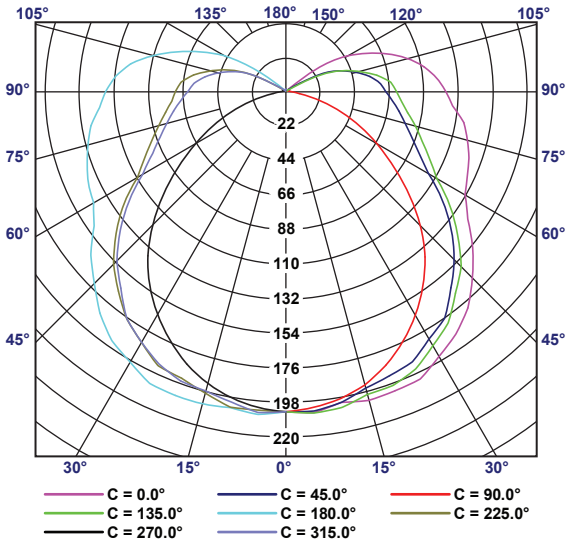
Control

*Dimming Option Fixed Output

Luminaire Product Description

| | |
|---------------------------|-----------------|
| Mounting | Surface |
| Housing Material | Polycarbonate |
| Clips & Mounting Brackets | Stainless Steel |
| Light Source | T8 LED Tube |
| Power Supply | 240V 50Hz |
| Operating Temperature | 45°C |
| Power Factor | >0.9 |
| Total Harmonic Distortion | ≤20% |
| Ingress Protection | IP65 |
| Insulation Classification | Class I |

Photometric




Luminous intensity values are shown radially from centre.
Elevation angle values are shown around the outside of the graph.
Report No : J20202120497

TM5 Utilization Factors

| Utilization factors | | | SHR Nominal = 1.50:1 SHR Maximum = 1.61:1 | | | | | | | | | |
|---------------------|----------------------|-----------|--|------|------|------|------|------|------|------|------|------|
| Room reflection | | | Room index (K) | | | | | | | | | |
| C | W | F | 0.75 | 1 | 1.25 | 1.5 | 2 | 2.5 | 3 | 4 | 5 | |
| 0.7 | 0.5 | 0.2 | 0.51 | 0.58 | 0.65 | 0.70 | 0.77 | 0.82 | 0.86 | 0.90 | 0.94 | |
| | 0.3 | | 0.43 | 0.50 | 0.57 | 0.63 | 0.70 | 0.76 | 0.80 | 0.85 | 0.89 | |
| | 0.1 | | 0.37 | 0.44 | 0.51 | 0.56 | 0.64 | 0.70 | 0.74 | 0.81 | 0.85 | |
| 0.5 | 0.5 | 0.2 | 0.47 | 0.54 | 0.61 | 0.65 | 0.71 | 0.76 | 0.79 | 0.83 | 0.86 | |
| | 0.3 | | 0.41 | 0.47 | 0.54 | 0.59 | 0.66 | 0.71 | 0.74 | 0.79 | 0.83 | |
| | 0.1 | | 0.36 | 0.42 | 0.49 | 0.54 | 0.61 | 0.66 | 0.70 | 0.76 | 0.79 | |
| 0.3 | 0.5 | 0.2 | 0.45 | 0.51 | 0.57 | 0.61 | 0.66 | 0.70 | 0.73 | 0.77 | 0.80 | |
| | 0.3 | | 0.39 | 0.45 | 0.51 | 0.55 | 0.61 | 0.66 | 0.69 | 0.74 | 0.77 | |
| | 0.1 | | 0.34 | 0.40 | 0.46 | 0.51 | 0.57 | 0.62 | 0.66 | 0.71 | 0.74 | |
| 0.0 | 0.0 | 0.0 | 0.31 | 0.36 | 0.42 | 0.45 | 0.51 | 0.55 | 0.58 | 0.63 | 0.66 | |
| | Distribution Factors | | Floor : | 0.31 | 0.36 | 0.42 | 0.45 | 0.51 | 0.55 | 0.58 | 0.63 | 0.66 |
| | | | Wall : | 0.53 | 0.48 | 0.42 | 0.38 | 0.33 | 0.29 | 0.25 | 0.21 | 0.18 |
| | | Ceiling : | 0.16 | 0.16 | 0.16 | 0.16 | 0.16 | 0.16 | 0.16 | 0.16 | 0.16 | |
| BZ Numbers : | | | 6 | 6 | 6 | 6 | 6 | 6 | 6 | 6 | 6 | |

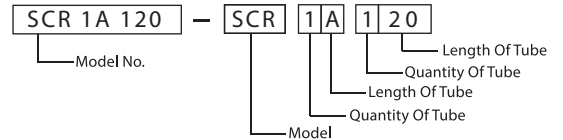
Dimension



Order Reference

| Model | Quantity Of Tube | Length Of Tube |
|-------|------------------|----------------|
| SCR | 1 | A (2ft) |
| | 2 | C (4ft) |

Example :



Order Information

| Model No. | No. Of Lamp | L(mm) | L1(mm) | W(mm) | W1(mm) | H(mm) | H1(mm) |
|-------------------|-------------|-------|--------|-------|--------|-------|--------|
| SCR 1A 120 (IP65) | 1 | 660 | - | 85 | - | 87 | - |
| SCR 2A 220 (IP65) | 2 | | | 134 | | | |
| SCR 1C 140 (IP65) | 1 | 1269 | - | 85 | - | - | - |
| SCR 2C 240 (IP65) | 2 | | | 134 | | | |

Note : Subject to +/- 1.5mm

*Other various types are available upon request.