



Your partner in lighting technology

SONIC LED

SB T8 Bare Batten Series



Features & Benefits

LED T8 bare batten provides maximum light output and energy efficient solution. Ideal replacement for traditional fluorescent T8. Suitable for a wide range of general lighting applications.

Application

Suitable for indoor application, corridors, staircase, walkway, lift lobby and schools.

Luminaire Product Description

Mounting	Surface/Wall/Pendant
Housing Material	Cold Roll Steel
Coating	Epoxy Polyester Powder
Light Source	T8 LED lamp
Input Voltage	240V~, 50Hz
Operating Temperature	45°C
Power Factor	>0.9
Ingress Protection	IP20
Insulation Classification	Class I

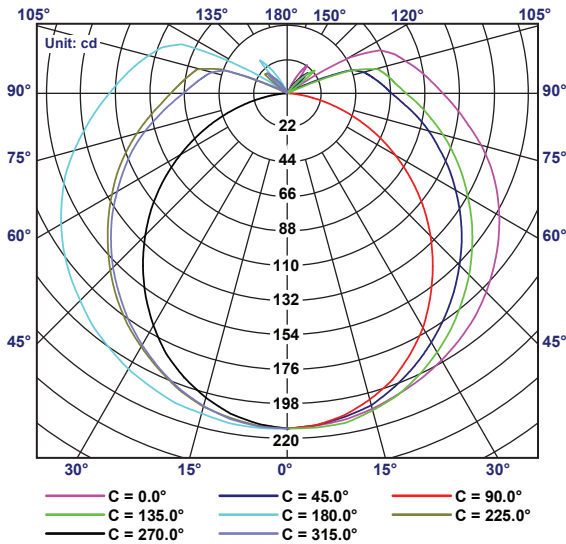


Control

*Dimming Option

Fixed Output

Photometric

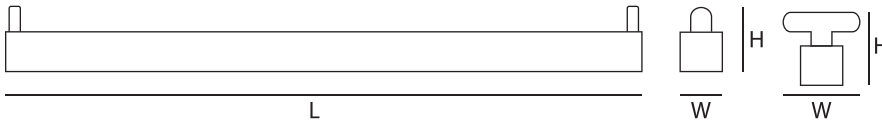


Luminous intensity values are shown radially from centre.
Elevation angle values are shown around the outside of the graph.
Report No : J20202120495

TM5 Utilization Factors

Utilization factors			SHR Nominal = 1.50:1 SHR Maximum = 1.59:1									
Room reflection			Room index (K)									
C	W	F	0.75	1	1.25	1.5	2	2.5	3	4	5	
0.7	0.5	0.2	0.49	0.57	0.64	0.69	0.76	0.81	0.85	0.90	0.93	
	0.1		0.41	0.49	0.56	0.61	0.69	0.75	0.79	0.85	0.89	
	0.3		0.35	0.42	0.50	0.55	0.63	0.69	0.73	0.80	0.84	
0.5	0.5	0.2	0.46	0.53	0.59	0.64	0.71	0.75	0.78	0.83	0.86	
	0.1		0.39	0.46	0.53	0.57	0.65	0.70	0.73	0.79	0.82	
	0.3		0.34	0.40	0.47	0.52	0.59	0.65	0.69	0.75	0.79	
0.3	0.5	0.2	0.43	0.49	0.55	0.59	0.65	0.69	0.72	0.76	0.79	
	0.1		0.37	0.43	0.50	0.54	0.60	0.65	0.68	0.73	0.76	
	0.3		0.33	0.39	0.45	0.49	0.56	0.61	0.65	0.70	0.73	
0.0	0.0	0.0	0.29	0.34	0.40	0.44	0.50	0.54	0.58	0.62	0.65	
			0.29	0.34	0.40	0.44	0.50	0.54	0.58	0.62	0.65	
			0.55	0.50	0.44	0.40	0.34	0.30	0.27	0.22	0.19	
Distribution Factors			Floor :	0.16	0.16	0.16	0.16	0.16	0.16	0.16	0.16	
			Wall :	0.16	0.16	0.16	0.16	0.16	0.16	0.16	0.16	
			Ceiling :	0.16	0.16	0.16	0.16	0.16	0.16	0.16	0.16	
			BZ Numbers :	6	6	6	6	6	6	6	6	

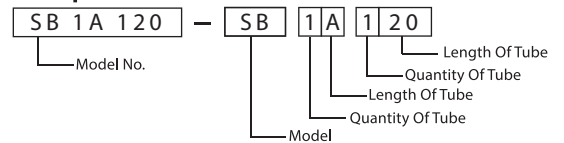
Dimension



Order Reference

Model	Quantity Of Tube	Length Of Tube
SB	1	A (2ft)
	2	C (4ft)
	3	

Example :



Order Information

Model No.	No. Of Lamp	L(mm)	L1(mm)	W(mm)	W1(mm)	H(mm)	H1(mm)
SB 1A 120	1	612		54		87	
SB 2A 220	2			100			
SB 1C 140	1	1221	-	54	-	87	-
SB 2C 240	2			100			
SB 3C 340	3			129			

Note : Subject to +/- 1.5mm

*Other various types are available upon request.