



Your partner in lighting technology



AURORAS LED

SLR Linear Louvre Series

Features & Benefits

The LED Panel Light delivers premium LED performance with directional luminance control (360°) glare control. Its is rare that an architecturally inspired range of luminaires for recessed. Glare control index < 16 and improve uniformity >0.70.

Application

Ideal for hospitals, offices, retail stores, supermarkets, schools, hotels, factories, car parks and other indoor places to use.

Luminaire Product Description

Mounting	Recessed
Housing Material	Cold Roll Sheet
Power Supply	240V 50Hz
Operating Temperature	45°C
Power Factor	0.95
Total Harmonic Distortion	≤20%
Ingress Protection	IP20
Insulation Classification	Class I
Life Cycle	30,000hrs/50,000hrs

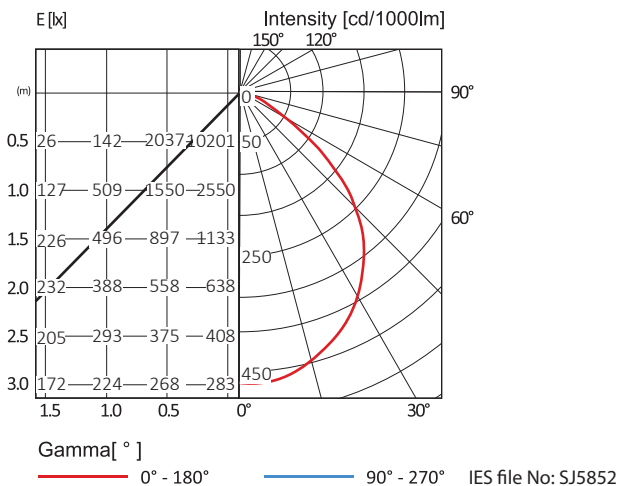
Optics

Diffuser Material	Acrylic
Diffuser Pattern	LED Opal
Louvre Material	White Paint Anodised Aluminium

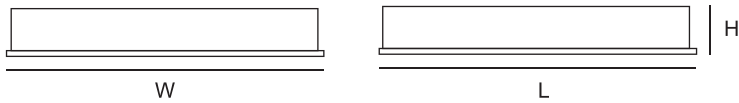
Control

*Dimming Option	Fixed Output/Dali/1-10V
-----------------	-------------------------

Photometric



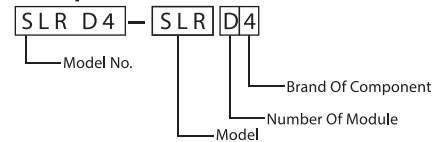
Dimension



Order Reference

Model	Number Of Module	Brand Of Component
SLR	A (1 module) B (2 modules) C (3 modules) D (4 modules)	4 - Philips 5 - Tridonic

Example :



Order Information

Model No.	Dimension (LxWxH) (mm)	Driver Model	Light Source Model	Module Dimension (WxL) (mm)	Nominal Lumen Per Modules (lm) @25°C	CRI & CCT	Nominal Power (W)	Nominal System Lumen Output (lm)	Nominal System Efficacy (lm/W)
SLR D4 (2x2)	615x615x80	CertaDrive	CertaFlux	20x560	1550	830/840/865	46	3900	85
SLR D4 (2x2)					2200		69	5500	80

Note : Subject to +/- 1.5mm

*Other various types are available upon request.