



LUMINAIRE SPECIFICATIONS

| | |
|---------------------------|-------------------------------------|
| • Power | 85W 115W 145W |
| • Fitting Material | Non-Corrosive Die-Cast Aluminium |
| • Fitting Color | White Aluminium, Akzo Nobel RAL9006 |
| • Optical Cover | 95% Transparency Tempered Glass |
| • Ingress Protection | IP66 |
| • Impact Protection | IK08 |
| • Voltage | 220 ~ 240 Vac 50 / 60Hz |
| • Electrical Safety Class | Class I |
| • Operating Temperature | -30 ~ +45°C |
| • Installation | Ø48 - 60mm Side Entry |
| • Surge Protections | 10KV, 20KA |

OPTIONAL FEATURES (UPON REQUEST)

| | |
|-----------|----------------------------------|
| • Optics | Type II or Type III Lens |
| • Control | Intelligent Light Control System |
| • Sensor | Mini Photocell, NEMA Photocell |

LED MODULE SPECIFICATIONS

| | |
|-------------------------------|---|
| • Color Temperature | 3000K Warm White 4000K Neutral White 5000K Cool White |
| • Color Rendering Index (CRI) | >70 |
| • L70 | 100,000 Hrs @ 25°C |
| • PCB Material | Metal Core (Aluminium) |
| • SMD Connector | WAGO 2060 Series |

COMPLIANCE STANDARD

| | |
|-------------|---|
| • LED | LM80, UL, RoHS |
| • Driver | CE, EN62493, EN61347, EN50581, EN55015, EN61000, EN61547, EN62384 |
| • Luminaire | LM79, EN60598-1, EN60598-2-3, EN62493, EN55015, EN61547, EN61000, EN62471, IEC62722 |



APPLICATION

- Residential Areas, Municipal Areas, Commercial Areas, Parking Areas & Parks

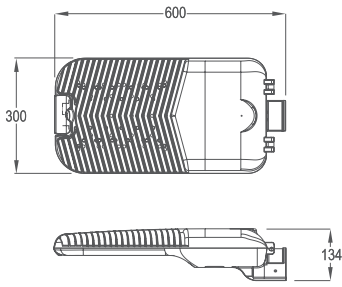
MEASUREMENT & ORDER CODE

| WATTAGE | ORDER CODE | NO. OF LEDS | TYPICAL LUMINOUS FLUX | TYPICAL WATTAGE | CARTON DIMENSION (L x W x H) mm | NETT WEIGHT |
|---------|-------------|-------------|-----------------------|-----------------|---------------------------------|-------------|
| 85W | K09121 85W | 108 | 11020 | 93 | 660 x 360 x 210 | 9.0 kg |
| 115W | K09121 115W | 144 | 14560 | 123 | 660 x 360 x 210 | 9.0 kg |
| 145W | K09121 145W | 144 | 17780 | 157 | 660 x 360 x 210 | 9.0 kg |

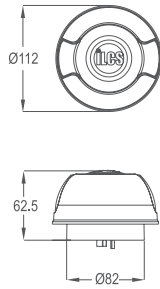
* Please indicate LED color temperature and optic when ordering.
* All result tested base on 5000K CCT LEDs.



DIMENSION

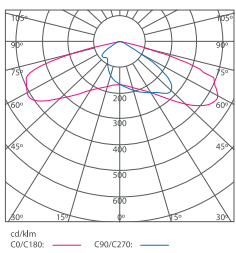


Light Control Unit

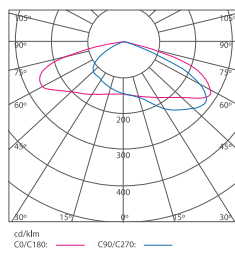


PHOTOMETRIC

Type II



Type III



Note: All specifications are subject to change without prior notice for product improvement. Images, pictures and illustrations used are for illustrative purposes only and the color printed may differ from the actual product.