



LUMINAIRE SPECIFICATIONS

- **Power** 30W
40W
60W
- **Fitting Material** Non-Corrosive Die-Cast Aluminium
- **Fitting Color** White Aluminium, RAL9006
- **Optical Cover** 95% Transparency Tempered Glass
- **Ingress Protection** IP66
- **Impact Protection** IK08
- **Voltage** 220 ~ 240 Vac 50 / 60Hz
- **Electrical Safety Class** Class I
- **Operating Temperature** -30 ~ +45°C
- **Installation** Ø42 - 60mm Side Entry
* Post Top Spigot is Available Upon Request.
- **Surge Protections** 10KV, 20KA

OPTIONAL FEATURES (UPON REQUEST)

- **Optics** Type II or Type III Lens
- **Control** Intelligent Light Control System

LED MODULE SPECIFICATIONS

- **Color Temperature** 3000K Warm White
4000K Neutral White
5000K Cool White
- **Color Rendering Index (CRI)** >70
- **L70** 100,000 Hrs @ 25°C
- **PCB Material** Metal Core (Aluminium)
- **SMD Connector** WAGO 2060 Series

COMPLIANCE STANDARD

- **LED** LM80, UL, RoHS
- **Driver** CE, EN62493, EN61347, EN50581, EN55015, EN61000, EN61547
- **Luminaire** LM79, EN60598-1, EN60598-2-3, EN62493, EN55015, EN61547, EN61000, EN62471



APPLICATION

- Pathways, Parks, Car Parks, Foot Paths, Access Ways, Road Lightings & Residential Areas

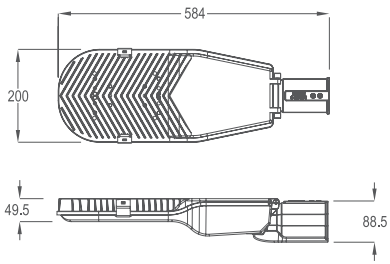
MEASUREMENT & ORDER CODE

WATTAGE	ORDER CODE	NO. OF LEDS	TYPICAL LUMINOUS FLUX	TYPICAL WATTAGE	CARTON DIMENSION (L x W x H) mm	NETT WEIGHT
30W	K09360 S439-MP 30W	48	3800	34	600 x 245 x 158	4.2 kg
40W	K09360 S439-MP 40W	48	4800	44	600 x 245 x 158	4.2 kg
60W	K09360 S439-MP 60W	72	7200	65	600 x 245 x 158	4.2 kg

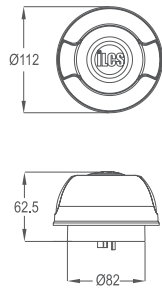
* Please indicate LED color temperature and optic when ordering.
* All result tested base on 5000K CCT LEDs.



DIMENSION

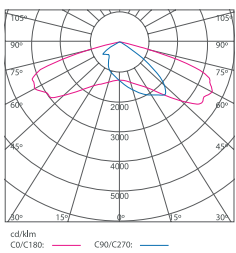


Light Control Unit



PHOTOMETRIC

Type II



Type III

