



LUMINAIRE SPECIFICATIONS

• Power	90W 120W 150W 170W
• Fitting Material	Marine Grade Non-Corrosive Aluminium
• Fitting Color	Dark Gray, Akzo Nobel RAL7012
• Optical Cover	95% Transparency Tempered Glass
• Ingress Protection	IP66
• Impact Protection	IK08
• Voltage	220 ~ 240 Vac 50 / 60Hz
• Electrical Safety Class	Class I
• Operating Temperature	-30 ~ +45°C
• Surge Protections	10KV, 20KA
• Installation	Ø48 - 60mm

OPTIONAL FEATURES (UPON REQUEST)

• Driver	Time Control, 1-10V Dimming, Full Programmable
• Control	Intelligent Light Control System
• Sensor	NEMA Photocell

LED MODULE SPECIFICATIONS

• Color Temperature	3000K Warm White 4000K Neutral White 5000K Cool White
• Color Rendering Index (CRI)	>70
• L70	100,000 Hrs @ 25°C
• PCB Material	Ceramic (Alumina Substrate)
• PCB Trace	Silver Conductor (Ag)
• SMD Connector	WAGO 2060 Series

COMPLIANCE STANDARD

• LED	LM80, UL, RoHS
• Driver	CE, EN62493, EN61347, EN50581, EN55015, EN61000, EN61547, EN62384
• Luminaire	LM79, EN60598-1, EN60598-2-3, EN62493, EN55015, EN61547, EN61000, EN62471, CISPR 15, IEC62722



APPLICATION

- Rural Roads, Urban Roads, Express Ways, Car Parks, Roundabouts, Motorways & Municipal Areas

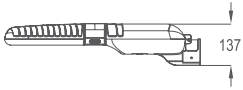
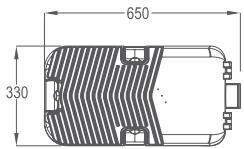
MEASUREMENT & ORDER CODE

WATTAGE	ORDER CODE	NO. OF LEDS	TYPICAL LUMINOUS FLUX	TYPICAL WATTAGE	CARTON DIMENSION (L x W x H) mm	NETT WEIGHT
90W	K09130 90W	42	11685	95	660 x 360 x 210	11.0 kg
120W	K09130 120W	56	15650	125	660 x 360 x 210	11.0 kg
150W	K09130 150W	70	19080	155	660 x 360 x 210	11.0 kg
170W	K09130 170W	70	21200	177	660 x 360 x 210	11.0 kg

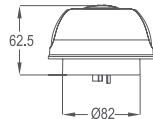
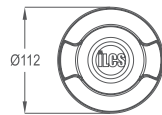
* Please indicate LED color temperature and optic when ordering.
* Programmable dimming LED driver is available upon request.
* All result tested base on 5000K CCT LEDs.



DIMENSION

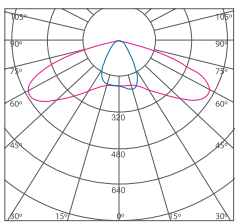


Light Control Unit



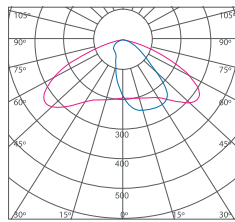
PHOTOMETRIC

Type 1



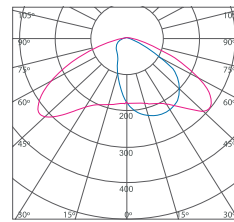
cd/klm
C0/C180: — C90/C270: —

Type 2



cd/klm
C0/C180: — C90/C270: —

Type 3



cd/klm
C0/C180: — C90/C270: —