

NIKON®



SDQ
LED STREET LANTERN

SDQ SERIES LED STREET LANTERN



SDQ-XS MP 30W / 40W



SDQ-S MP 60W / 80W



SDQ-M MP 100W / 120W



SDQ-L MP 150W / 180W



THE NEW ERA OF STREET LIGHTING ARRIVED!

The world is continuously changing – and so is the cityscape. We are able to match these changes with the LED technologies adapted in Roadway Lighting. With the intelligent light control system, individual luminaires can be grouped for example, in streets and pedestrian overpasses. The system also permits the user to control and monitor the luminaires, individually or in groups – depending on the application.

Whether roads, paths or industrial installations – street lighting needs to be reliable in all situations. NIKKON® have many years of experience and is reliable. We have outdoor industrial lighting system and components to meet the diverse requirements of the roadway lighting.

Note: All specifications are subject to change without prior notice for product improvement. Images, pictures, and illustrations used are for illustrative purposes only and the color printed in the brochure may differ from the actual product.

LUMINAIRE TECHNICAL SPECIFICATIONS

- **Power**
30W (SDQ-XS)
40W (SDQ-XS)
60W (SDQ-S)
80W (SDQ-S)
100W (SDQ-M)
120W (SDQ-M)
150W (SDQ-L)
180W (SDQ-L)
- **Fitting Material:** Die-Cast Aluminium
- **Fitting Color** Dark Gray, Akzo Nobel RAL7012
- **Ingress Protection:** IP66
- **Voltage:** 100 ~ 277 Vac 50 / 60Hz
- **Operating Temperature:** -30°C ~ +45°C
- **Installation** Ø48 - 60mm Side Entry / Post Top
- **Surge Protections** 10KV, 20KA

LED MODULE SPECIFICATIONS

- **Color Temperature** 3000K Warm White
4000K Neutral White
5000K Cool White
- **Color Rendering Index (CRI)** >70
- **L70** 100,000 Hrs @ 25°C
- **PCB Material** Metal Core

COMPLIANCE STANDARD

- **LED** LM80, UL, RoHS
- **Driver** CE, EN62493, EN61347, EN50581, EN55015, EN61000, EN61547, EN62384

APPLICATION

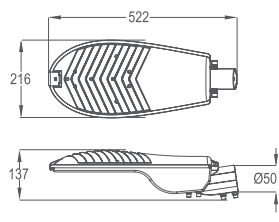
- Urban Roads, Highways, Parking Areas, Residential Areas, Industrial Areas, Parks & Commercial Areas

TECHNICAL DATA

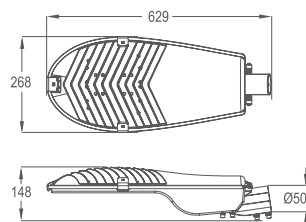
WATTAGE	ORDER CODE	LUMINOUS FLUX	PACKING (mm)	NETT WEIGHT (kg)
30W	SDQ-XS 30W	3600	570 x 240 x 165	3.68
40W	SDQ-XS 40W	5100	570 x 240 x 165	3.68
60W	SDQ-S 60W	7550	670 x 300 x 180	3.68
80W	SDQ-S 80W	10000	670 x 300 x 180	3.68
100W	SDQ-M 100W	12500	790 x 345 x 210	5.45
120W	SDQ-M 120W	15000	790 x 345 x 210	5.45
150W	SDQ-L 150W	20000	900 x 380 x 215	5.45
180W	SDQ-L 180W	24000	900 x 380 x 215	5.45

DIMENSION

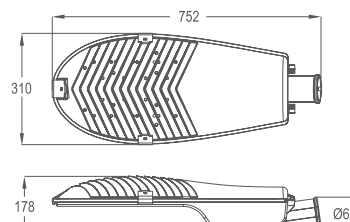
SDQ-XS 30W / 40W



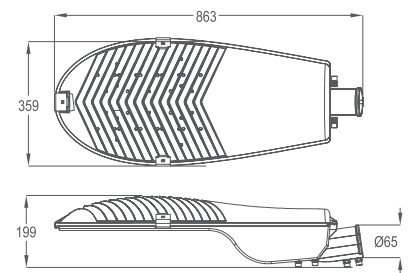
SDQ-S 60W / 80W



SDQ-M 100W / 120W

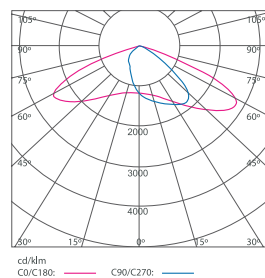


SDQ-L 150W / 180W

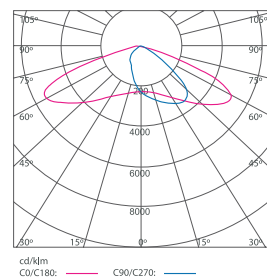


PHOTOMETRIC

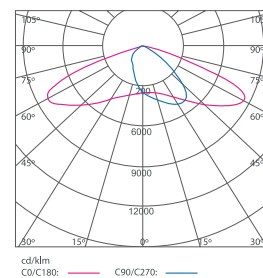
SDQ-XS 30W / 40W



SDQ-S 60W / 80W



SDQ-M 100W / 120W



SDQ-L 150W / 180W

